

VILLAGE OF WARWICK COMPREHENSIVE PLAN
RESULTS OF COMMUNITY SURVEY AS OF AUGUST 19, 2021

Introduction

The Village of Warwick Community Survey was conducted in order to collect data on current life in Warwick as well as to provide residents and visitors with a platform to share their input on the future of the Village. To date, 826 surveys were completed. Respondents were predominately residents of the Village of Warwick (65.09 percent) with residents of the Town of Warwick and other surrounding areas making up the remainder. Respondents answered a variety of questions about the quality of life in Warwick as well as what could be improved. The responses highlighted a handful of major themes. These included the importance of community and quality of life, issues related to walkability, parking and the importance of environmental sustainability.

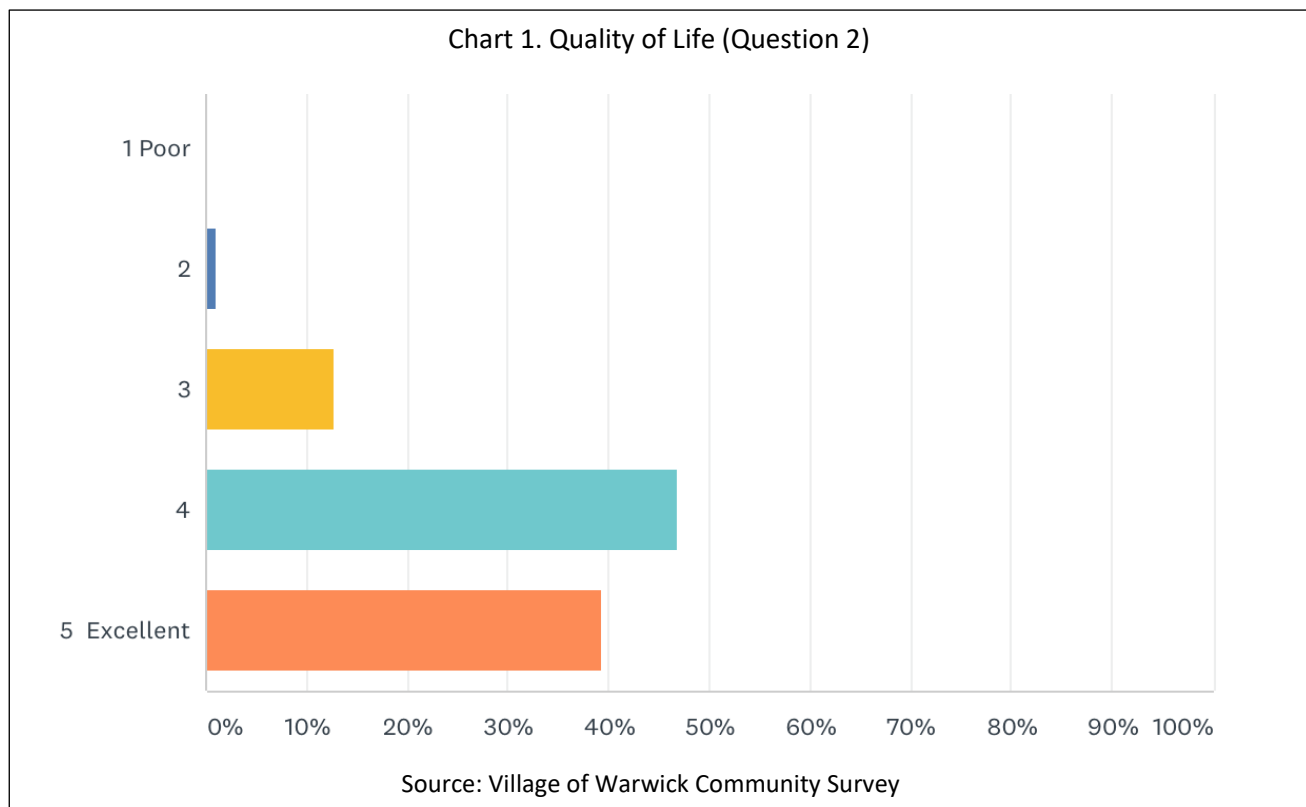
NOTE: you can also look at the survey results directly via Survey Monkey:

All results: <https://www.surveymonkey.com/results/SM-RS8GCCJ99/>

For village residents only: <https://www.surveymonkey.com/results/SM-9RTWB2599/>

Sense of Community and High Quality of Life

Maintaining the sense of community and high-quality of life that comes with living in a small town was a recurring theme throughout the survey. The high quality of life found in the Village of Warwick was apparent when respondents were asked to rate their overall quality of life on a scale from one to five.



VILLAGE OF WARWICK COMPREHENSIVE PLAN
RESULTS OF COMMUNITY SURVEY AS OF AUGUST 19, 2021

The overwhelming majority of survey respondents consider themselves to have a high quality of life with roughly 86 percent rating their quality of life at either four or five out of five. Only about 1 percent of respondents rated their quality of life at a one or a two.¹

Respondents were then asked to provide more detail on the contributing factors to their quality of life by listing the three things they liked most about the Village. Figure 1 illustrates the results with the size of the words indicating the number of mentions in the responses.

Figure 1. Word Cloud of Responses for Things that People Like about the Village (Question 3.)



Many of the most popular responses referenced things that can be tied to a sense of community and small-town feel such as “people” and “local”. There were also frequent mentions of the many things to do in the Village including shopping, restaurants, and parks.

There was substantial overlap between things that contribute to quality of life and the places and activities that make the Village fun. Figure 2 shows the responses to this question in the form of a word cloud.

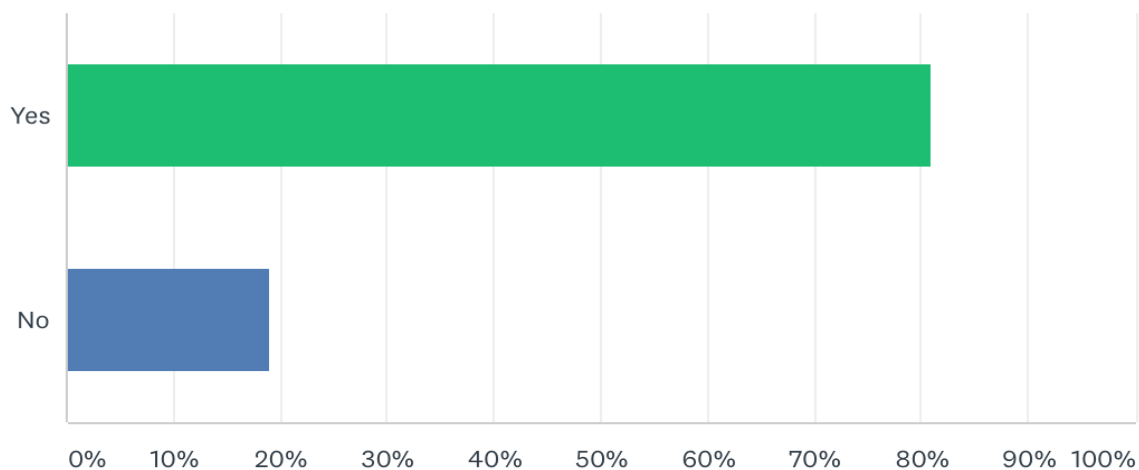
¹ Community Survey (<https://www.surveymonkey.com/results/SM-RS8GCCJ99/>)

VILLAGE OF WARWICK COMPREHENSIVE PLAN
RESULTS OF COMMUNITY SURVEY AS OF AUGUST 19, 2021

Figure 2. Things that Make the Village Fun (Question 18).
Main Street Christmas open space time School take s things
Stanley Deming small also love walk summer concerts
Closing Main Street memorial park street eating area fun different
Applefest concerts Railroad Green restaurants shops drive
kids food festivals well enjoy see many variety
Railroad Green Halloween parade activities
farmer s market parades businesses town wonderful
Warwick Outdoor concerts farmers market
summer concert series events lots village
Historical Society restaurants nice love feel parks
farms concerts Apple Fest library arts shops place
great residents walking community events community
sidewalk sales playground weekends music built good new
people beautiful shops restaurants green local green spaces
Lewis Park programs live even etc need outdoor dining
walking village summer Stanley Demming family excellent stores bike going
cafes Stanley Deming Park neighbors dining visit live music really

Restaurants, shops, and events such as the farmers' market, concerts, and parades were some of the most frequently mentioned fun activities or places. There were also many references to Warwick's

Chart 2. Adequate Open and Recreational Spaces (Question 9)

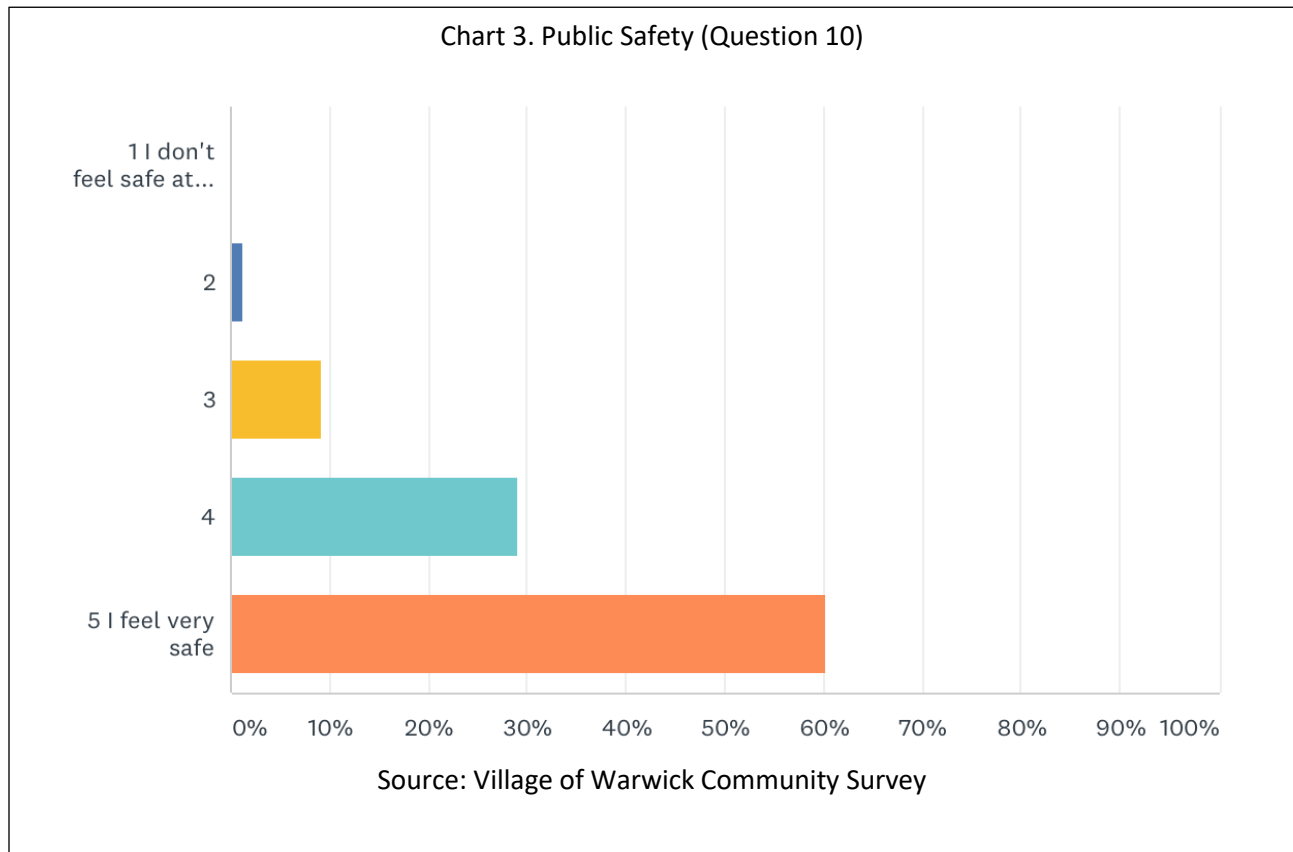


Source: Village of Warwick Community Survey

VILLAGE OF WARWICK COMPREHENSIVE PLAN
RESULTS OF COMMUNITY SURVEY AS OF AUGUST 19, 2021

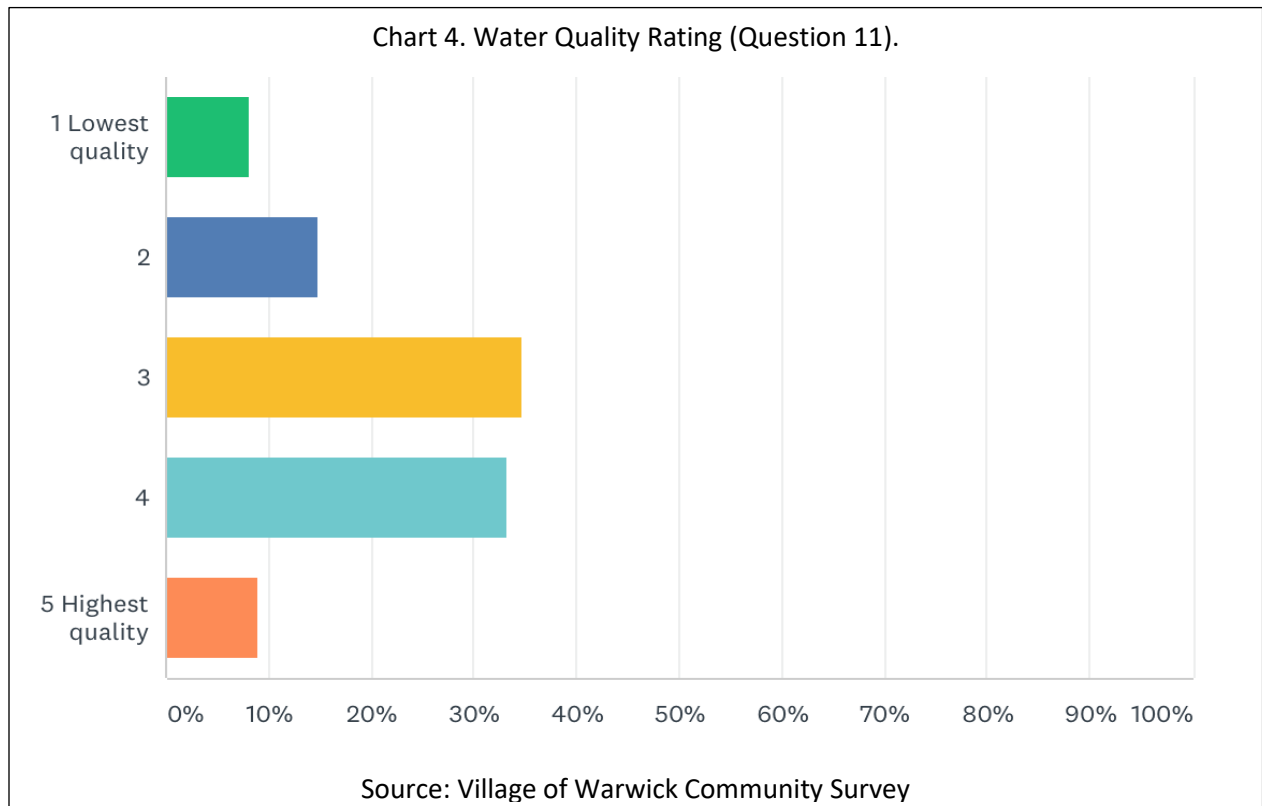
numerous parks. As shown in Chart 2, About 81 percent of respondents reported being satisfied with the current open and recreational spaces in the Village.

Public safety was also seen to be a benefit associated with the Village. About 89 percent of respondents rated Warwick's public safety at four or five out of five. (See Chart 3.)



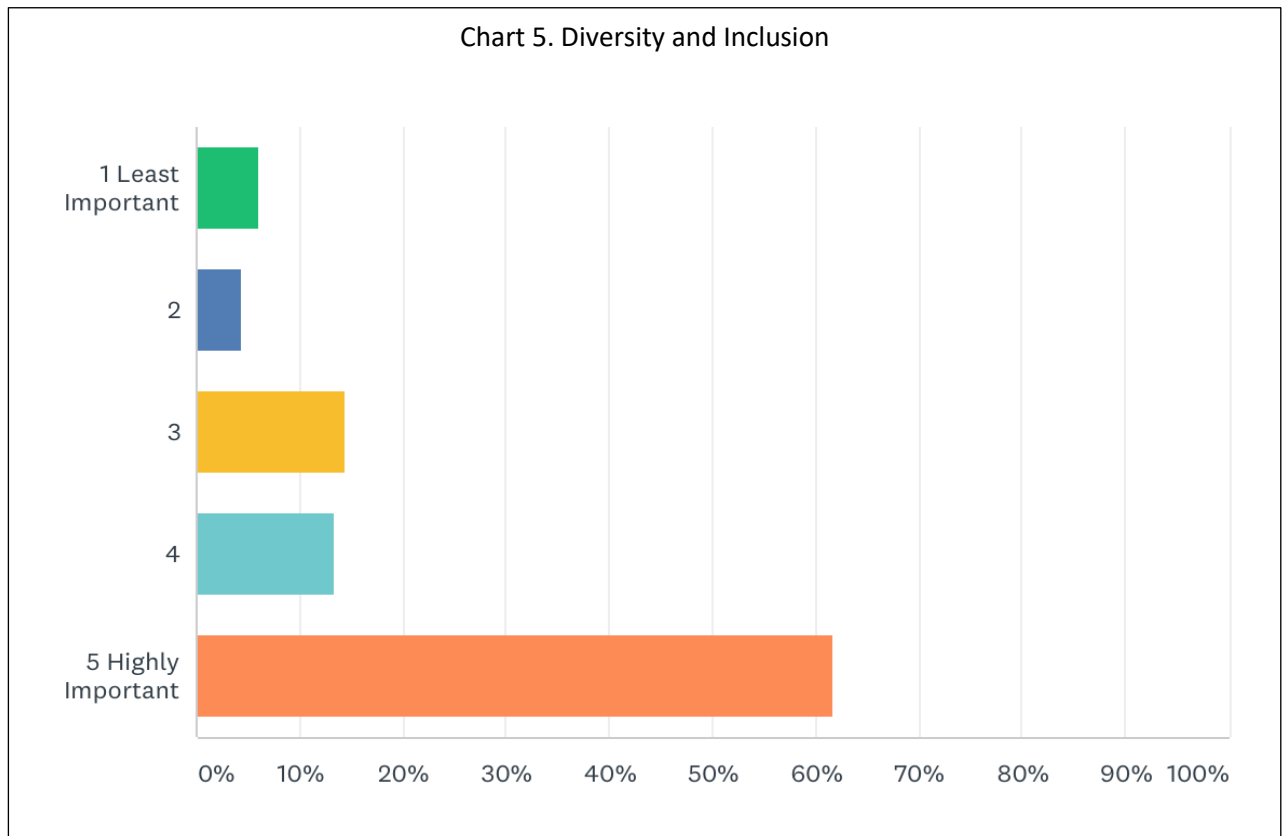
VILLAGE OF WARWICK COMPREHENSIVE PLAN
RESULTS OF COMMUNITY SURVEY AS OF AUGUST 19, 2021

An area where the Village of Warwick has room for improvement is its water quality. As shown in Chart 4, when asked to rate the water, respondents had a wide range of opinions. The most common rating (out of five) for water quality was a three (34.66 percent) with only 9.02 percent rating it a five and only slightly fewer (8.12 percent) rating it a one.



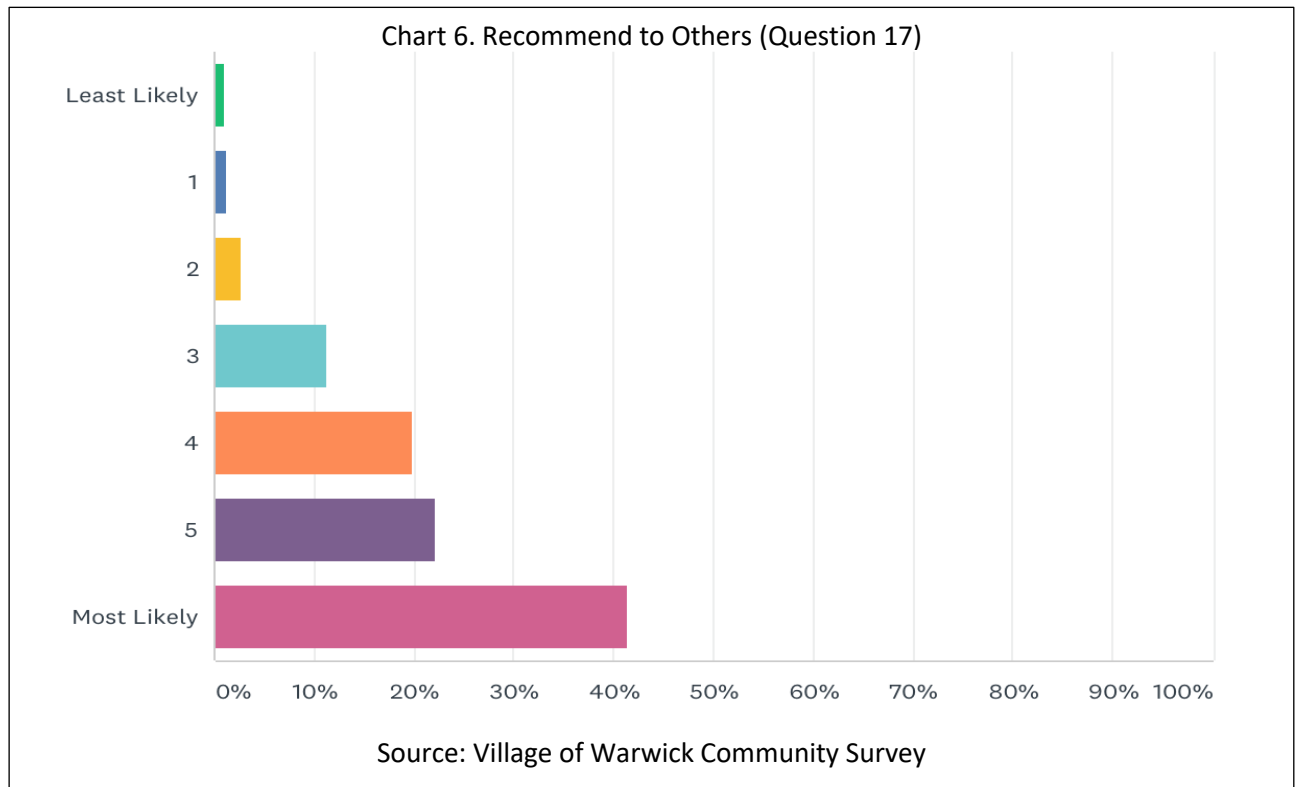
VILLAGE OF WARWICK COMPREHENSIVE PLAN
RESULTS OF COMMUNITY SURVEY AS OF AUGUST 19, 2021

Inclusivity is an essential part of maintaining a sense of community. Roughly 62 percent of respondents indicated that diversity and inclusivity are highly important to them. However, slightly more than 10 percent of respondents rated the importance of diversity and inclusivity at only a one or a two.



VILLAGE OF WARWICK COMPREHENSIVE PLAN
RESULTS OF COMMUNITY SURVEY AS OF AUGUST 19, 2021

Unsurprisingly, given the high quality of life and many positive aspects of the Village, most respondents recommend Warwick as a place to live. More than 83 percent of respondents selected a four or above when asked if they would recommend living in the Village to others.



VILLAGE OF WARWICK COMPREHENSIVE PLAN
RESULTS OF COMMUNITY SURVEY AS OF AUGUST 19, 2021

Walkability

Even though walkability is regularly cited as one of the assets of life in the Village, the survey responses on walkability were a mixed bag. The majority of respondents rated walkability as a three or four but almost 20 percent ranked it at only a one or a two.

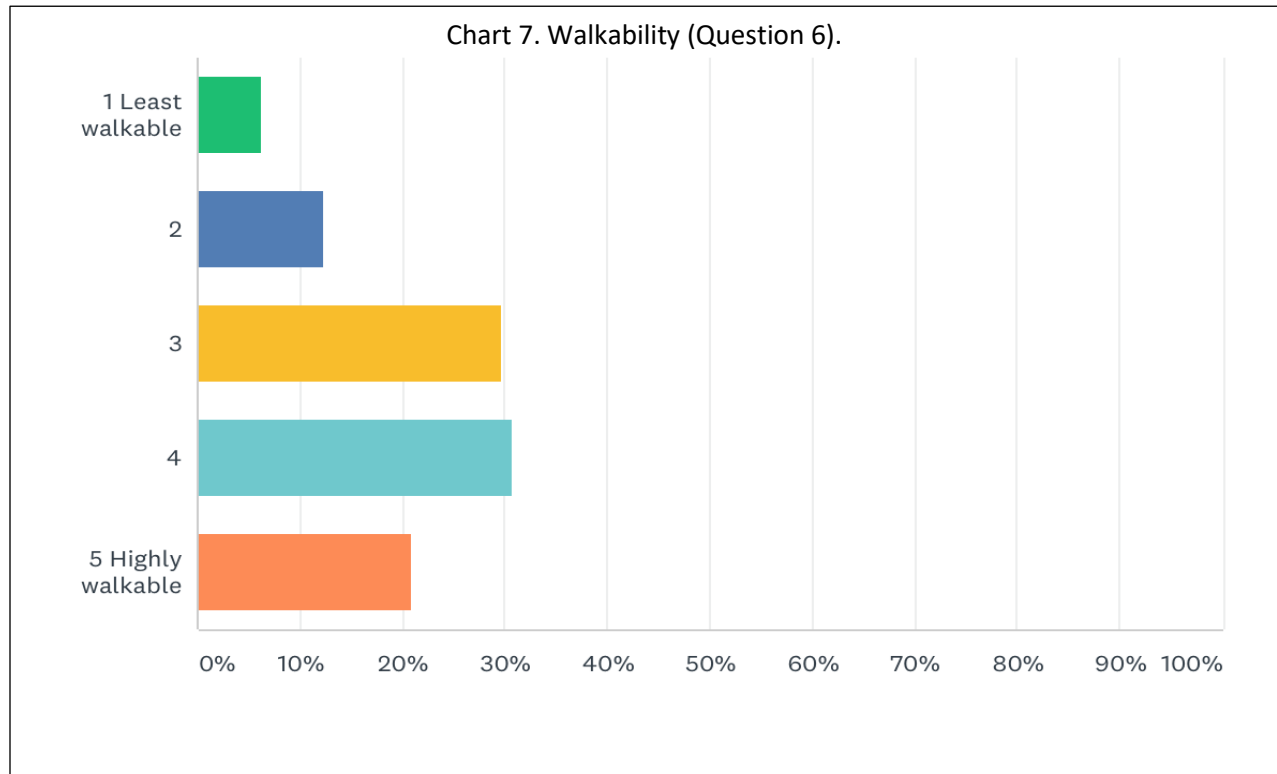


Figure 3 displays the survey responses to question 7, in which people were asked to list places in the Village to which they usually walk or bike. Continuing the theme of appreciation of the Village of Warwick's various public outdoor spaces, parks are one of the most popular places that respondents reported walking or biking to. Walking or biking to Main Street and the downtown Village area was also a popular response.

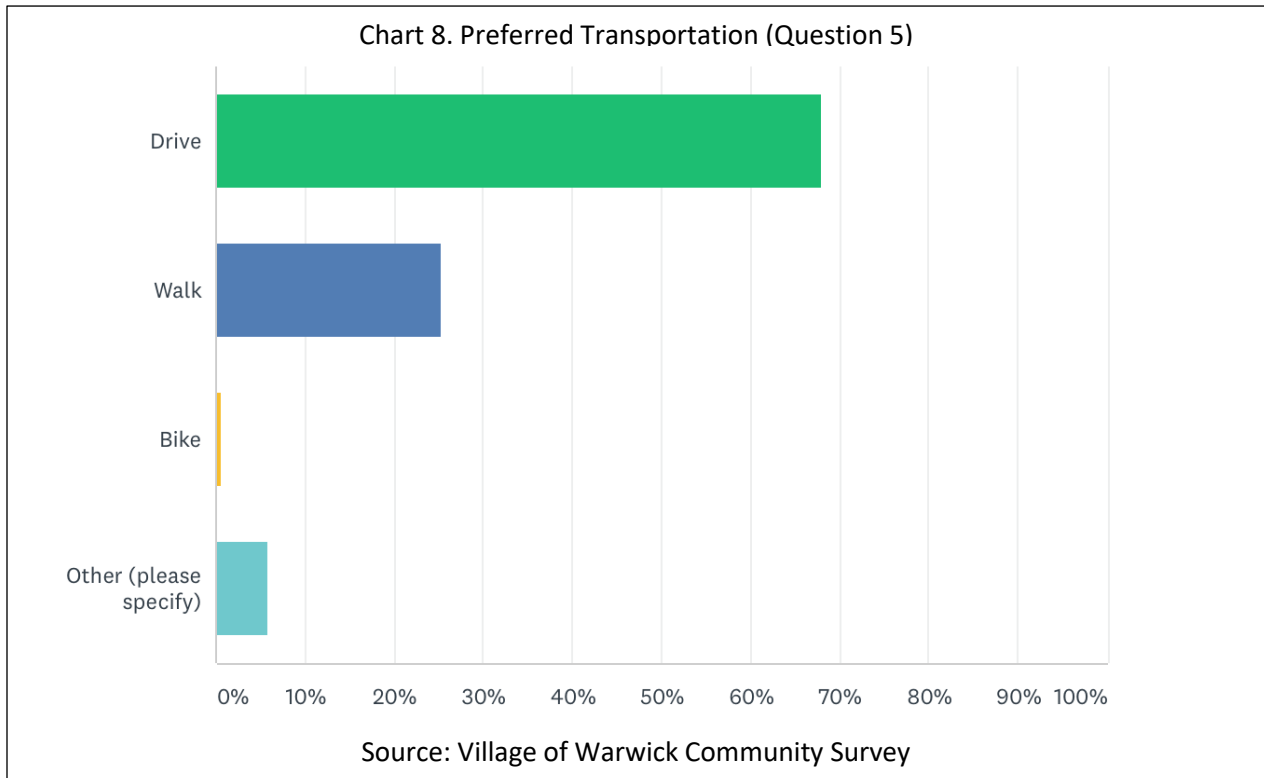
VILLAGE OF WARWICK COMPREHENSIVE PLAN
RESULTS OF COMMUNITY SURVEY AS OF AUGUST 19, 2021

Figure 3. Word Cloud of Responses for Places to which People usually Walk or Bike (Question 7).

pharmacy dentist hospital Akins church dog around town live
high school Wadesons Railroad Ave along
Main Street Railroad NA local occasionally Warwick Grove
Homestead Village Farmer s Market friends homes West Street
Kings Highway Lewis Park Larry s deli Railroad Green Grappa
Stanley Deming house cafes roads
Restaurants shops Frazzleberries
Stanley Deming Park None stores walk around
Main St don t post office Tuscan Cafe town
Central Business District shops Ave Stanley Demming
walk market Main Street green library dangerous
park Newhards restaurants street stanley demming
Memorial Park Street Stanley Deming downtown
Park Ave School village Coffee shops farmers market
drug stores CVS galloway shops restaurants businesses
bank drive Stanley Demming St Warwick streets
bike Craft Beer Cellar area Wickham Lake stores restaurants
Walk dog Veterans Memorial Park CVS Akins
Restaurants bars Dunkin Donuts walk bike lot south street
near neighborhood playground Main Street Stanley anywhere
school etc Park Ave Stanley concerts N exercise mile Main home center

VILLAGE OF WARWICK COMPREHENSIVE PLAN
RESULTS OF COMMUNITY SURVEY AS OF AUGUST 19, 2021

Even though, the Village is considered walkable, driving is still the primary method of transportation. About 68 percent of respondents said they typically drove to destinations in the Village while only about 25 percent reported walking.



As would be expected, Village Residents tended to walk more than other. When responses were disaggregated by residence, only 57.38 percent of village respondents listed driving as their primary method of transportation while 33.83 percent reported walking. (See Chart 9.) This was the only survey response that showed an appreciable difference between Village and Town residents.

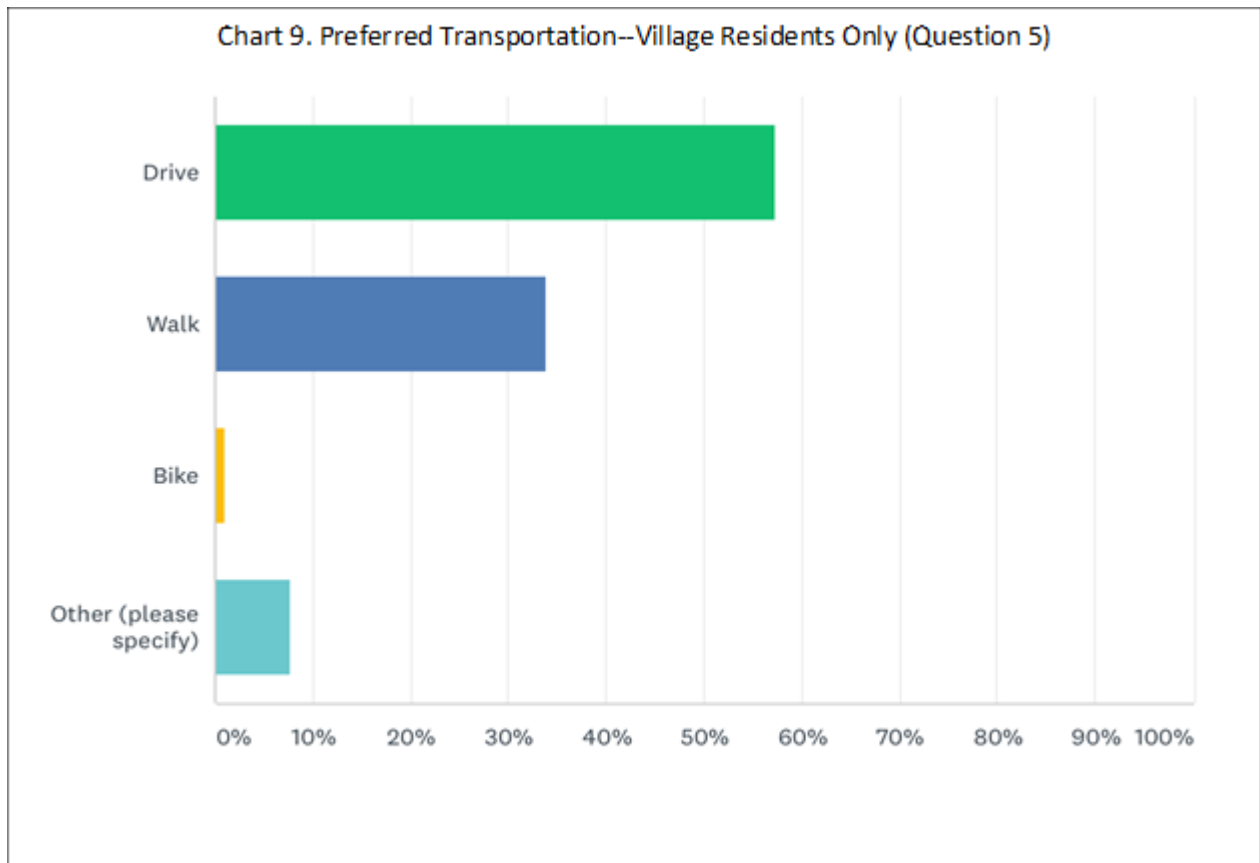
It is worth noting that walkability seems to be constrained by infrastructure. Among the respondents that selected “other” in Chart 8, the most frequently mentioned problem was the inadequacy of the sidewalks.

The safety of existing sidewalks as well as the complete lack of sidewalks on some streets is a significant problem in the Village of Warwick. When respondents were asked whether they ever walked or biked a longer route out of concern for their safety, about 66 percent of people responded either “yes” or “sometimes”.

Nonexistent or poorly maintained sidewalks are even more of a problem for the elderly, people in wheelchairs, and families with strollers. In survey question 16, respondents were asked to share any ADA accessibility concerns and the dangerous state of many Village sidewalks was frequently mentioned. There were numerous references to sidewalks deteriorated to the point where people in wheelchairs had to go

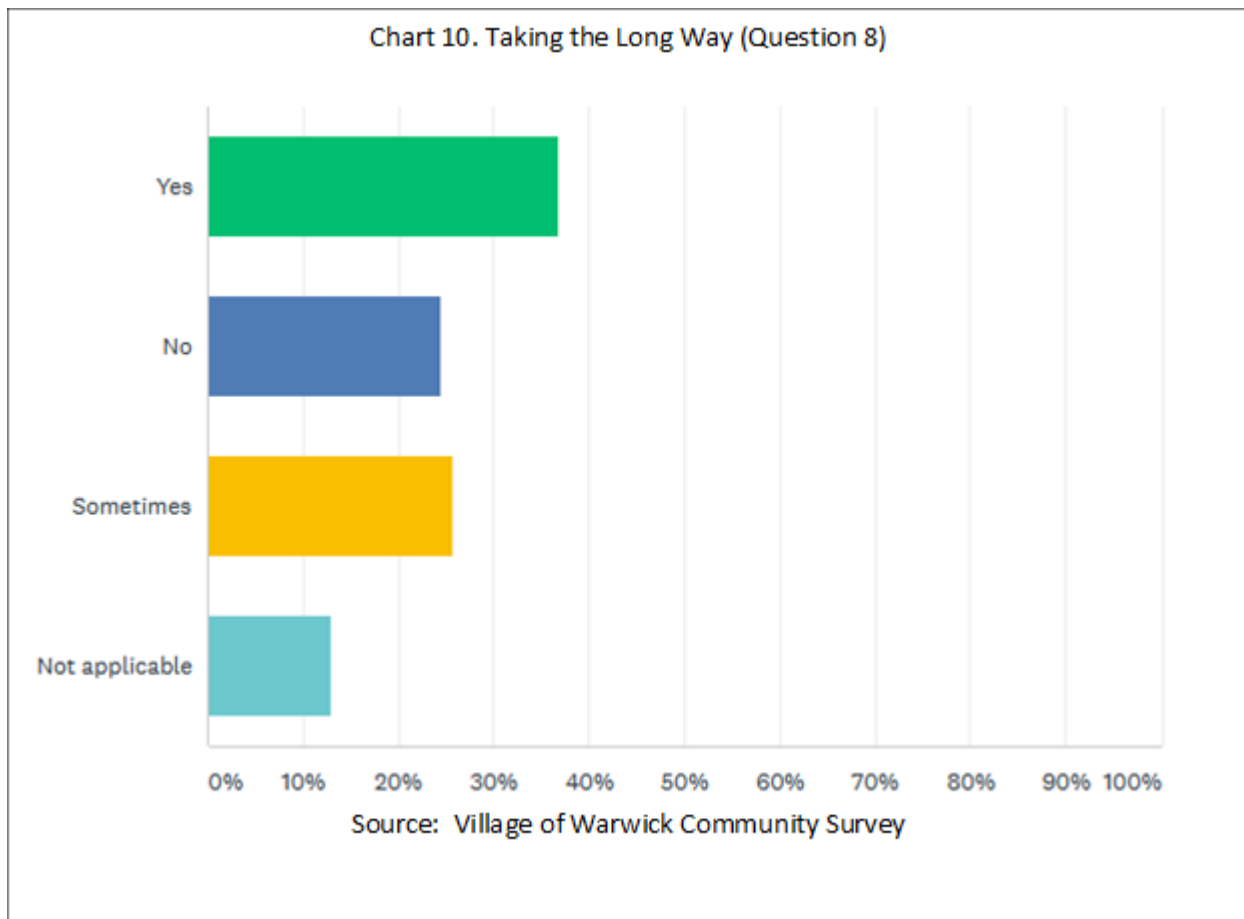
VILLAGE OF WARWICK COMPREHENSIVE PLAN
RESULTS OF COMMUNITY SURVEY AS OF AUGUST 19, 2021

in the street alongside cars. Several responses also mentioned that some businesses in the Village were not handicap accessible (lack of ramps, etc.).



Traffic congestion may also present some constraints for walkability in the Village. For example, Question 8 on the survey asked if respondents tended to take the “long way” to avoid dangerous roads and intersections. Approximately 60 percent said either yes or sometimes. (See Chart 10.)

VILLAGE OF WARWICK COMPREHENSIVE PLAN
RESULTS OF COMMUNITY SURVEY AS OF AUGUST 19, 2021



Parking

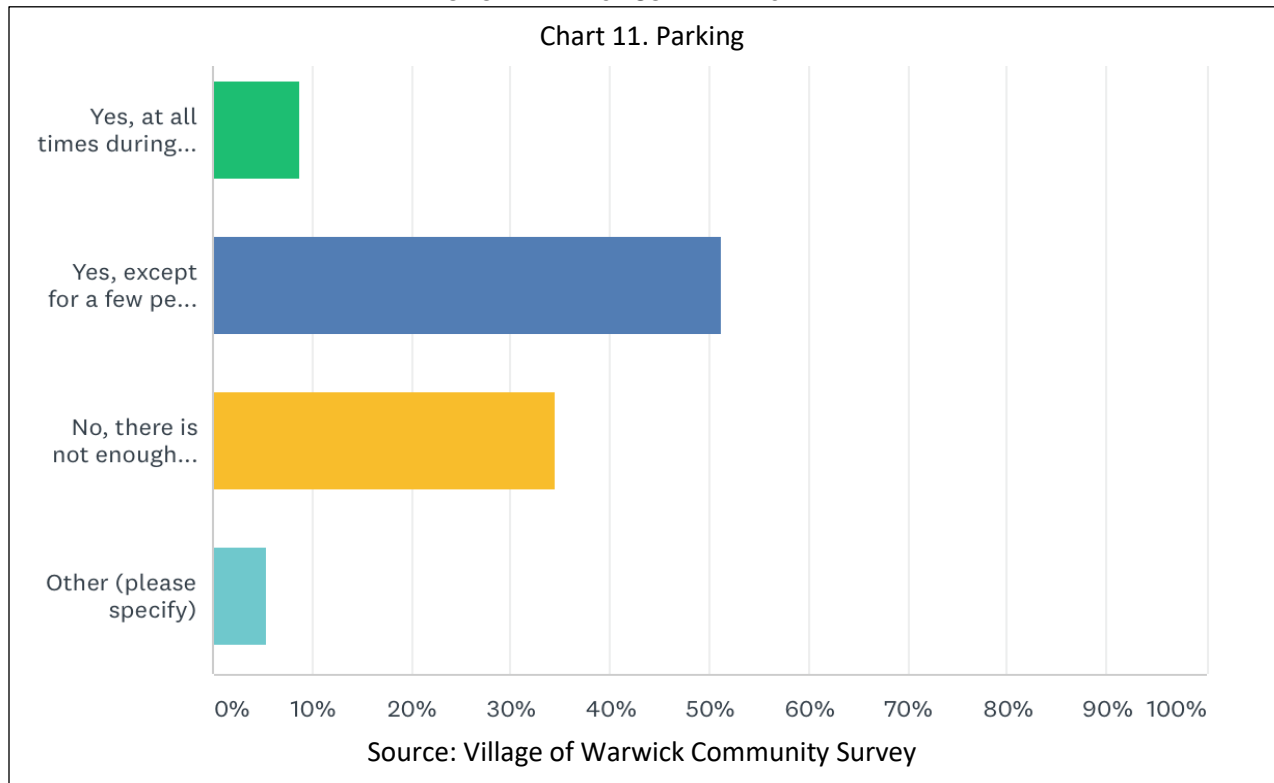
As can be seen in Figure 4, parking, or the lack thereof, were frequently mentioned when respondents were asked to list their least favorite things about the Village of Warwick. Traffic and dangerous sidewalks were also popular complaints.

Figure 4. Word Cloud Responses for Least Favorite Things about the Village
(Question 4).



Source: Village of Warwick Community Survey

When asked about the parking situation in more detail, responses were more favorable. Almost 60 percent of respondents held that current parking was always adequate or adequate with the exception of peak times (weekends, restaurant hours, etc.). On the other hand, more than a third of respondents said there was not enough parking in the Village. In addition, several responses under “other” indicated the need for more handicap parking.



The Importance of Environmental Sustainability

Based on the results of the survey, the residents and visitors of the Village of Warwick overwhelmingly support keeping environment sustainability in mind during future development. When asked to rate the importance of prioritizing environmental stability in development, about 81 percent selected either four or five out of five.

Respondents also strongly supported the use of tax money to preserve conservation land and green spaces in the village. About 79 percent of people selected either a four or five.

VILLAGE OF WARWICK COMPREHENSIVE PLAN
RESULTS OF COMMUNITY SURVEY AS OF AUGUST 19, 2021

