

Environmental Site Assessment

Location:

Convergent Energy & Power's Battery Storage Facility
28 Church Street, Warwick, NY

Prepared for:

Mr. Michael J. Newhard
Village of Warwick
Village Hall
77 Main Street
PO Box 369 Warwick, NY 10990

LaBella Project No. 2261164

April 3, 2026



Table of Contents

1.0	INTRODUCTION	1
1.1	Purpose of Investigation.....	1
2.0	BACKGROUND	1
2.1	Site Description & Features	1
2.2	Potential Sources of Contamination	1
3.0	FIELD INVESTIGATION	2
3.1	Utility Clearance.....	2
3.2	Surface Soil Investigation.....	3
3.3	Subsurface Soil Investigation.....	3
3.4	Groundwater Investigation	3
3.5	Laboratory Analytical Program	3
4.0	RESULTS OF PHASE II INVESTIGATION	4
4.1	Site and Soil Conditions	4
4.2	Laboratory Analytical Results.....	4
4.2.1	Soil Sample Analytical Results.....	5
4.2.2	Groundwater Sample Analytical Results.....	6
5.0	CONCLUSIONS AND RECOMMENDATIONS.....	6
5.1	Conclusions	6
6.0	SIGNATURES OF ENVIRONMENTAL PROFESSIONALS.....	7

TABLE OF CONTENTS

Continued

FIGURES

- 1 Site Location Map
- 2 Soil Boring Location Map

TABLES

- 1 Surface Soil Sample Analytical Results
- 2 Subsurface Soil Sample Analytical Results
- 3 Groundwater Sample Analytical Results

APPENDICES

- 1 Boring Logs
- 2 Laboratory Reports

ACRONYMS AND ABBREVIATIONS

BESS	Battery Energy Storage Facility
BGS	Below Ground Surface
CO	Carbon monoxide
CUSCO	Commercial Use Soil Cleanup Objective
DPT	Direct-push Technology
ELAP	Environmental Laboratory Approval Program
EM	Electromagnetic
ft	Feet
GPR	Ground Penetrating Radar
HCN	Hydrogen Cyanide
HF	Hydrogen Fluoride
LFP	Lithium-ion phosphate
ug/L	Micrograms per liter
NYCRR	New York Codes, Rules and Regulations
NYS	New York State
NYSDEC	NYS Department of Environmental Conservation
NYSDOH	NYS Department of Health
mg/kg	Milligrams per kilogram
Part 375	6 NYCRR Part 375 Environmental Remediation Programs, dated December 31, 2025
PID	Photoionization Detector
PPM	Parts per million
RL	Reporting Limit
RRSCO	Restricted Residential Use Soil Cleanup Objective
RUSCO	Residential Use Soil Cleanup Objective
SCO	Soil Cleanup Objective
SVOC	Semi-Volatile Organic Compounds
TOGS	Technical and Operational Guidance Series
USEPA	United States Environmental Protection Agency
UST	Underground Storage Tank
UUSCO	Unrestricted Use Soil Cleanup Objective



1.0 INTRODUCTION

LaBella Associates, D.P.C. (LaBella) was contracted by the Village Warwick to conduct an Environmental Site Assessment for the energy storage developer Convergent Energy & Power's Church Street Battery Storage Facility at 28 Church Street in Warwick, New York (hereafter referred to as the site).

1.1 Purpose of Investigation

On December 19, 2025, a fire occurred at the facility. A fire alarm was activated at the Battery Energy Storage System (BESS) facility, triggering an emergency response plan. For fire protection, the unit had an "Integrated Fire Detection System" with a Stat-X aerosol solution that is pre-piped for distribution inside the container. There was a combination of smoke and heat heads that were on separate zones going to a fire alarm system that was monitored by Convergent Control Center.

The fire was confined to one container, and there were no reported injuries. Orange County Hazmat began providing continuous air monitoring at the site at the start of the event. Hydrogen cyanide reached a level of 0.5 parts per million (ppm) near the facility during the fire. This is about half of the federal safety limit. Downwind monitoring sites registered zero readings. Monitoring persisted until December 22, 2025, as battery temperatures dropped and cleanup and investigation efforts commenced.

Two historic fire events occurred at the site on June 26, and June 27, 2023. The fire department responded and provided support for the battery fires.

The purpose of this Environmental Site Assessment is to conduct environmental testing to determine the potential environmental impacts of these fires.

2.0 BACKGROUND

2.1 Site Description & Features

The Site location is shown in Figure 1. The facility is located on private property within a Light Industrial District and received land use approval in 2021. The lithium-ion phosphate battery units on site are intended to supply electrical backup to the grid during peak or emergency energy needs. The BESS facility is in the rear of a commercial business park with paved roadways leading to the site. The front of the site is open to the building and the sides and rear are abutted with wooded areas. Approximately 150 feet south from the BESS site is a set of train tracks that appear to be active. The Wawayanda Creek is located approximately 250 feet south of the site.

The site is completely fenced in and contains multiple BESS containers and auxiliary equipment. All BESS containers are on concrete pads surrounded by associated equipment. Within the fence enclosure, there are a total of four (4) BESS units. All four (4) units are Powin Stack360 containers.

2.2 Potential Sources of Contamination

Potential sources of contamination from these fires are the batteries and any chemicals from the fire suppression system.



The Stat-X aerosol solution in the fire suppression system produces an aerosol of ultra-fine particles (mostly potassium salts) that interrupts fire propagation. These particles dilute rapidly in the atmosphere. Although some aerosol may settle on surfaces, these particles are mainly inert potassium salts and are not classified as toxic pollutants under common environmental reporting thresholds. Because the particles are mostly inorganic salts, they're similar to naturally occurring soil minerals. If these materials were to migrate to soil or water, they would behave comparably to other common salts and generally represent a low environmental hazard at typical concentrations.

The other potential sources of contamination are the lithium-ion phosphate (LFP) batteries. During the fire suppression some material from these batteries could have impacted surrounding soil and groundwater. During thermal combustion, LFP battery fires can potentially emit:

- Hydrogen fluoride (HF) – highly toxic, corrosive, environmentally damaging
- Carbon monoxide (CO)
- Hydrogen cyanide (HCN) (lower quantities than contained in cobalt/nickel batteries)
- Phosphorus-containing compounds (from electrolyte breakdown)

In addition, battery fires can potentially produce ultrafine and particulate matter containing:

- Lithium compounds
- Fluorides
- Metal oxides (iron, copper, aluminum)
- Carbonaceous soot

Post-fire residues that may impact soil and groundwater include:

- Fluoride salts
- Lithium compounds
- Burned plastics and binders
- Metal particulates

Although the fire suppression aerosol is not a potential source of contamination, residues from the LFP batteries could be a source of contamination. Therefore, this investigation concentrated on contaminants associated with LFP batteries that include:

- Electrolyte breakdown products
- Fluorides
- Metals
- Combustion residues.

3.0 FIELD INVESTIGATION

The following Scope of Work was performed.

3.1 Utility Clearance

UDig NY was contacted prior to the field investigation to determine the location of any buried utilities on the site.

In addition, Ground Penetrating Radar (GPR) as well as Electromagnetic (EM) investigation methods were used to help determine the presence of any subsurface utilities including the location of any suspected underground storage tanks (USTs) located on the property.



3.2 Surface Soil Investigation

Six (6) surface soil samples were collected at the locations shown in Figure 2. These samples were collected from 0-0.5 feet (ft) below ground surface (bgs). All samples were field screened using a photoionization detector (PID) meter and observed for visual staining.

3.3 Subsurface Soil Investigation

Six (6) soil borings were advanced using direct-push technology (DPT) at the locations shown in Figure 2. These borings were advanced to a maximum depth of 20 ft bgs or until groundwater was encountered, whichever was shallower. Continuous soil sampling was conducted at each soil boring location. All samples were field screened using a PID and observed for visual staining.

The depth of subsurface soil samples collected for analysis were dependent upon the observance of potentially contaminated soil as indicated by staining, odors, or elevated PID readings. If no positive detection was observed, a subsurface soil sample was collected at the soil-groundwater interface.

3.4 Groundwater Investigation

Six (6) groundwater samples were collected at the locations shown in Figure 2. Once the exploratory soil borings were completed and soil samples collected, a 1-inch diameter temporary groundwater monitoring well was installed at each boring location to intersect the groundwater table and facilitate groundwater sample collection.

3.5 Laboratory Analytical Program

Samples selected for analysis were placed directly into laboratory-supplied containers, preserved as appropriate in a cooler, submitted under chain-of-custody protocol to ALS Laboratories, Inc. which is a New York State Department of Health (NYSDOH) Environmental Laboratory Approval Program (ELAP) certified laboratory.

LaBella submitted the following samples for laboratory analysis.

Sample ID	Sample Matrix	Sample Depth (ft bgs)	Laboratory Analyses				
			Fluoride	SVOCs	Metals	pH	Phosphorus
WB-SS-01 (0-6")	Surface Soil	0-0.5	X	X	X	X	X
WB-SS-02 (0-6")	Surface Soil	0-0.5	X	X	X	X	X
WB-SS-03 (0-6")	Surface Soil	0-0.5	X	X	X	X	X
WB-SS-04 (0-6")	Surface Soil	0-0.5	X	X	X	X	X
WB-SS-05 (0-6")	Surface Soil	0-0.5	X	X	X	X	X
WB-SS-06 (0-6")	Surface Soil	0-0.5	X	X	X	X	X
WB-SB-01 (10-13')	Subsurface Soil	10-13	X	X	X	X	X
WB-SB-02 (8-12')	Subsurface Soil	8-12	X	X	X	X	X
WB-SB-03 (8-12')	Subsurface Soil	8-12	X	X	X	X	X
WB-SB-04 (8-12')	Subsurface Soil	8-12	X	X	X	X	X
WB-SB-05 (14-18')	Subsurface Soil	14-18	X	X	X	X	X
WB-SB-06 (9-13')	Subsurface Soil	9-13	X	X	X	X	X
WB-SB01-GW	Groundwater	10-19	X	X	X	X	X
WB-SB02-GW	Groundwater	10-17	X	X	X	X	X



Sample ID	Sample Matrix	Sample Depth (ft bgs)	Laboratory Analyses				
			Fluoride	SVOCs	Metals	pH	Phosphorus
WB-SB03-GW	Groundwater	10-17	X	X	X	X	X
WB-SB04-GW	Groundwater	10-18	X	X	X	X	X
WB-SB05-GW	Groundwater	10-18	X	X	X	X	X
WB-SB06-GW	Groundwater	10-19	X	X	X	X	X

Notes:

- Fluoride analyzed using U.S. Environmental Protection Agency (USEPA) method 300.0 Rev 2.1
- SVOCs - Semi-Volatile Organic Compounds analyzed using USEPA method 8270.
- Metals were analyzed using USEPA method 6010/6020 and Mercury was analyzed using USEPA method 7473/7040/7471
- pH analyzed using USEPA Method 9045D/4500 HB
- Phosphorus analyzed using method SM 4500-P B5/E

4.0 RESULTS OF PHASE II INVESTIGATION

4.1 Site and Soil Conditions

No distressed vegetation, particulate deposition, or staining was observed that would indicate damage or residue from the fire.

Soils at the Site consisted generally of fine sand and silty sand to a depth of 15 ft bgs. Till consisting of silt, fine sand and some gravel was encountered in some borings from 15-20 ft bgs. Groundwater was encountered at approximately 10 ft bgs in the temporary wells installed at the Site. The borings logs for the six (6) borings advanced on the site are provided in Appendix 1.

4.2 Laboratory Analytical Results

The laboratory analytical results have been compared to the following New York State Department of Environmental Conservation (NYSDEC) soil cleanup objectives (SCOs), regulatory standards, and guidance values:

Soil

- **Unrestricted Use SCO** - 5 New York Code Rules and Regulations (NYCRR) Part 375-6.8(a) Unrestricted Use Soil Cleanup Objectives (UUSCOs)
- **Residential Use SCO** - 5 NYCRR Part 375-6.8(b) Residential Use Soil Cleanup Objectives (RUSCOs)
- **Restricted Residential Use SCO** - 5 NYCRR Part 375-6.8(b) Restricted Residential Use Soil Cleanup Objectives (RRSCO)
- **Commercial Use SCO** - 6 NYCRR Part 375-6.8(b) Commercial Use Soil Cleanup Objectives (CUSCOs)

Groundwater

- **6 NYCRR Part 703.5 Water Quality Standards** - Where there is no Part 703.5 Water Quality Standard, the Technical and Operational Guidance Series (TOGS) 1.1.1 New York State Ambient Water Quality Standards and Guidance Values were used.



The results are summarized on the following attached tables:

- Table 1 – Surface Soil Sample Analytical Results
- Table 2 – Subsurface Soil Sample Analytical Results
- Table 3 – Groundwater Sample Analytical Results

4.2.1 Soil Sample Analytical Results

One surface soil sample and one subsurface soil sample were collected at each sampling location shown in Figure 2. A total of six (6) surface soil samples and six (6) subsurface soil samples were collected and analyzed for fluoride, semi-volatile organic compounds (SVOCs), metals, pH, and phosphorus. The name for each soil sample incorporates the location and sample depth. The surface soil analytical results are available for review in Table 1. The subsurface soil analytical results are available for review in Table 2. The results are discussed below.

Surface Soil

Fluoride:

No fluoride was detected in the surface soil samples.

SVOCs:

No SVOCs were detected in the surface soil samples except for pyrene in sample WB-SS-02 (0-6"). The pyrene concentration in this sample was below its applicable UUSCO. No other SVOCs were detected in the surface soil samples.

Metals:

Aluminum, arsenic, barium, calcium, chromium cobalt, copper, iron, lead, magnesium, manganese, mercury, potassium, selenium, vanadium and zinc were detected in the surface soil samples below their UUSCOs. Nickel was detected above its UUSCO in samples WB-SS-02 (0-6"), WB-SS-03 (0-6"), WB-SS-04 (0-6"), and WB-SS-05 (0-6") but below its RUSCO. No other metals were detected in the surface soil samples.

pH:

pH was measured between 5.83 and 6.26 standard units in the surface soil samples.

Phosphorus:

Phosphorus was detected at concentrations ranging from 263 milligrams per kilogram (mg/kg) (SS-05) to 475 mg/kg (SS-02) in the surface soil samples.

Subsurface Soil

Fluoride:

No fluoride was detected in the subsurface soil samples.

SVOCs:

No SVOCs were detected in the subsurface soil samples.

Metals:

Aluminum, arsenic, barium, calcium, chromium cobalt, copper, iron, lead, magnesium, manganese, mercury, nickel, potassium selenium, sodium, vanadium and zinc were detected in the surface soil samples below their UUSCOs. No other metals were detected in the subsurface soil samples.



pH:

pH was measured between 6.43 and 8.50 standard units in the subsurface soil samples.

Phosphorus:

Phosphorus was detected at concentrations ranging from 286 mg/kg (SB-02) to 563 mg/kg (SB-01) in the subsurface soil samples.

Full laboratory analytical reports are available for review in Appendix 2.

4.2.2 Groundwater Sample Analytical Results

One (1) groundwater sample was collected from each sample location shown in Figure 2. A total of six (6) groundwater samples were collected and analyzed for fluoride, SVOCs, metals, pH, and phosphorus. The groundwater analytical results are available for review in Table 3. The results are discussed below.

Fluoride:

No fluoride was detected in the groundwater samples.

SVOCs:

No SVOCs were detected in the groundwater samples.

Metals:

Aluminum, arsenic, barium, beryllium, calcium, chromium cobalt, copper, iron, lead, magnesium, mercury, nickel, potassium, vanadium and zinc were detected in the groundwater samples below their respective groundwater standards. Iron was detected at concentrations greater than the groundwater standard in all samples, and manganese was detected at concentrations greater than the groundwater standard in all samples with the exception of WB-SB01-GW. No other metals were detected in the surface soil samples.

pH:

pH was measured between 5.97 and 7.98 standard units in the groundwater samples.

Phosphorus:

Phosphorus was detected at concentrations ranging from 680 micrograms per liter (ug/L) (SB-02) and 1,900 ug/L (SB-05) in the groundwater samples.

Full laboratory analytical reports are available for review in Appendix 2.

5.0 CONCLUSIONS AND RECOMMENDATIONS

5.1 Conclusions

Nickel was the only analyte in soil detected above its UUSCO. However, all of these concentrations were below all other SCOs. As this Site is in a commercial area, nickel is not considered to be a constituent of concern.

Manganese and iron were the only chemicals detected above their respective standards in groundwater samples collected at the Site. Although these chemicals are sometimes associated with



battery waste at lithium-ion facilities, the more likely source is the natural geochemical conditions in the groundwater. Iron-bearing and manganese minerals in the soil can be released into groundwater due to weathering. In addition, decaying organic material in the soil can lead to microbial activity that can drive reduction of iron and manganese oxides that are released into the groundwater.

Although there are no SCOs for iron and magnesium in soils, the surface soil and subsurface results indicate elevated levels of iron and manganese. Elevated concentrations of these metals in the soil are likely naturally occurring and are likely contributing to the elevated levels of iron and manganese observed in groundwater samples.

The concentrations of phosphorus in the soils and groundwater at the site are most likely due to decaying organic material that releases phosphorus as it breaks down.

In conclusion, the surface soil, subsurface soil, and groundwater data obtained as part of this environmental assessment do not indicate that there were any adverse impacts to the environment resulting from the battery fires at the Site. The few metals that were detected are most likely due to local natural conditions in the soil and groundwater.

6.0 SIGNATURES OF ENVIRONMENTAL PROFESSIONALS

Report Prepared By:

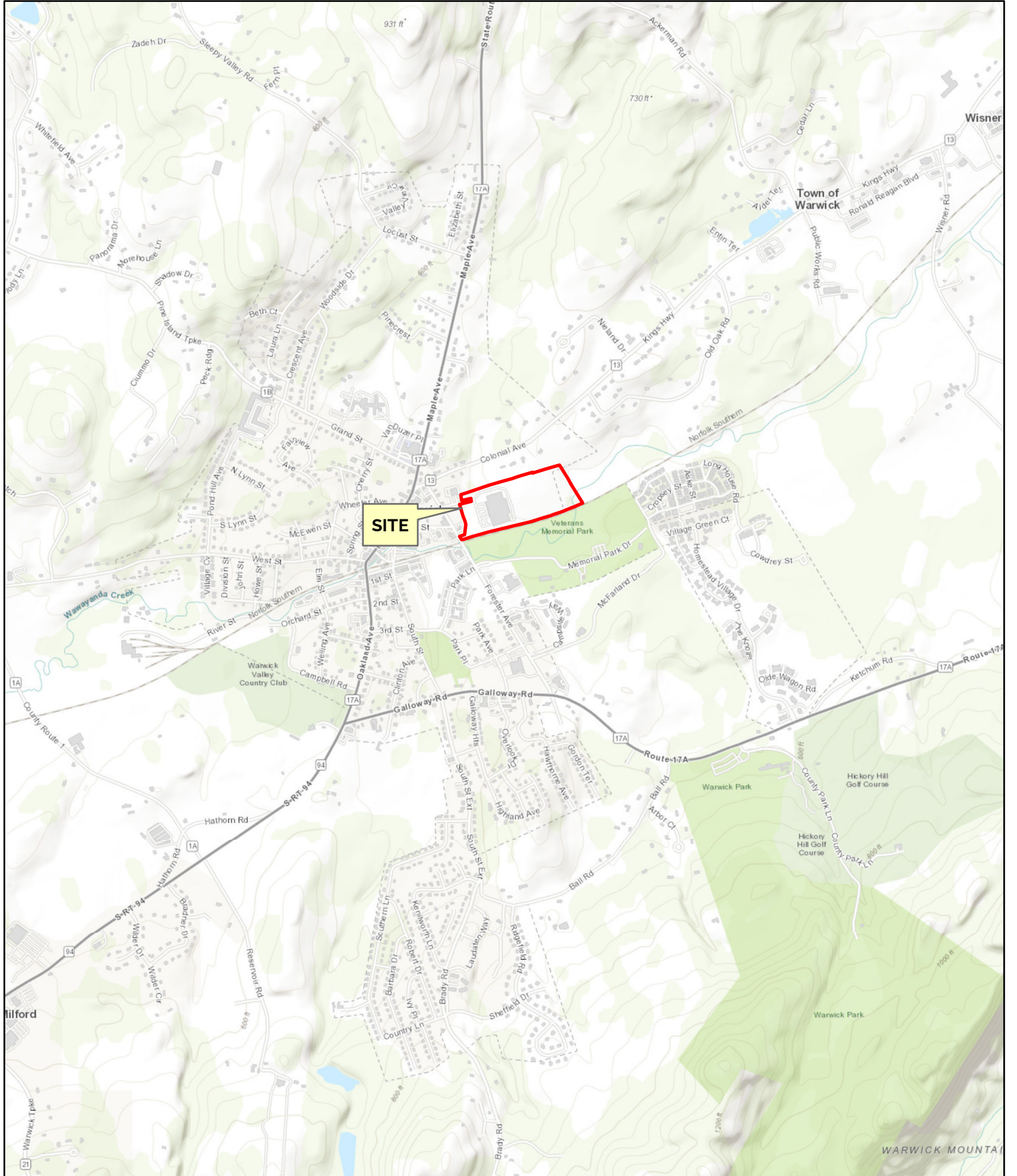
Jeff Bigelow
Senior Project Manager

Report Reviewed By:

Richard Totino
Senior Project Manager



FIGURES



PROJECT # / DRAWING # / DATE:
[2261164]
[Figure 1]
[3/23/2026]

DRAWING NAME:
Site Location Map

PROJECT:
Warwick BESS Site
 28 Church Street
 Village of Warwick
 Orange County, New York

PROJECT:



0 1,000 2,000 Feet
 1 inch = 2,000 feet




PROJECT # / DRAWING # / DATE:

DRAWING NAME:
Soil Boring Location Map

PROJECT:
 Warwick BESS Site
 28 Church Street
 Village of Warwick
 Orange County, New York


 0 25 50

 1 inch = 50 feet


LaBella
 Powered by partnership.



TABLES

Table 1 - Surface Soil Sample Analytical Results
Environmental Site Assessment - Battery Storage Facility, 28 Church Street, Warwick, NY

Sample Location	6 NYCRR Part 375 Soil Cleanup Objectives				SS-01		SS-02		SS-03		SS-04		SS-05		SS-06							
	Sample ID	Unrestricted Use	Residential Use	Restricted-Residential Use	Commercial Use	WB-SS-01 (0-6")		WB-SS-02 (0-6")		WB-SS-03 (0-6")		WB-SS-04 (0-6")		WB-SS-05 (0-6")		WB-SS-06 (0-6")						
Lab Sample ID					26C0754-07		26C0754-08		26C0754-09		26C0754-10		26C0754-11		26C0754-12							
Sample Date and Time					3/10/2026 14:30		3/10/2026 14:40		3/10/2026 14:50		3/10/2026 15:00		3/10/2026 15:10		3/10/2026 15:20							
Media					Surface Soil		Surface Soil		Surface Soil		Surface Soil		Surface Soil		Surface Soil							
	mg/kg	mg/kg	mg/kg	mg/kg	mg/kg		mg/kg		mg/kg		mg/kg		mg/kg		mg/kg							
ANALYTE																						
Fluoride by EPA Method 300.0 Rev 2.1					No Detections		No Detections		No Detections		No Detections		No Detections		No Detections							
SVOCs by EPA Method 8270E (Only detections shown below)																						
Pyrene	64	100	100	500	No Detections		0.0324	J	0.0533	No Detections		No Detections		No Detections		No Detections						
Metals by EPA Method 6010/6020																						
Aluminum	NE	NE	NE	NE	15400		4.80	19500		5.36	18200		4.89	19900		4.96	19800		4.84	20700		4.78
Antimony	NE	NE	NE	NE	ND		2.40	ND		2.68	ND		2.44	ND		2.48	ND		2.42	ND		2.39
Arsenic	13	16	16	16	6.85		1.44	8.81		1.61	7.07		1.47	8.02		1.49	9.32		1.45	7.64		1.43
Barium	410	410	410	410	42.8		2.40	64.3		2.68	44.5		2.44	62.9		2.48	60.9		2.42	67.8		2.39
Beryllium	4.4	8.8	43	670	0.608		0.048	0.761		0.054	0.737		0.049	0.775		0.050	1.00		0.049	0.778		0.048
Cadmium	2.5	2.5	2.5	3.7	ND		0.288	ND		0.322	ND		0.293	ND		0.298	ND		0.290	ND		0.287
Calcium	NE	NE	NE	NE	1220		4.80	1780		5.37	501		4.89	931		4.97	970		4.84	935		4.78
Chromium	30	30	110	1700	17.3		0.480	23.0		0.537	20.5		0.489	23.2		0.497	27.2		0.485	22.5		0.478
Cobalt	NE	NE	NE	NE	11.5		0.384	14.4		0.429	13.2		0.390	12.3		0.397	13.2		0.387	12.0		0.382
Copper	50	280	280	280	29.5		1.92	35.0		2.15	37.0		1.95	34.7		1.99	41.6		1.94	28.9		1.91
Iron	NE	NE	NE	NE	27200		24.0	34200		26.8	31800		24.4	34000		24.8	37200		24.2	30100		23.9
Lead	63	400	400	1000	15.4		0.480	21.5		0.537	14.2		0.489	18.1		0.497	16.4		0.485	15.7		0.478
Magnesium	NE	NE	NE	NE	6810		4.80	8280		5.37	7860		4.89	7810		4.97	7120		4.85	6620		4.78
Manganese	1600	2000	2000	10000	883		0.480	1130		0.537	835		0.489	929		0.497	961		0.485	764		0.478
Nickel	30	87	320	320	26.2		0.956	34.1		1.07	31.1		0.973	31.1		0.989	39.6		0.964	27.2		0.952
Potassium	NE	NE	NE	NE	1600		4.80	1990		5.37	1820		4.89	2300		4.97	2040		4.85	2290		4.78
Selenium	3.9	22	110	1700	ND		2.40	ND		2.68	ND		2.44	2.81		2.48	2.48		2.42	ND		2.39
Silver	2	22	110	1700	ND		0.484	ND		0.541	ND		0.493	ND		0.500	ND		0.488	ND		0.482
Sodium	NE	NE	NE	NE	ND		48.0	ND		53.7	ND		48.9	ND		49.7	ND		48.4	ND		47.8
Thallium	NE	NE	NE	NE	ND		1.92	ND		2.15	ND		1.96	ND		1.99	ND		1.94	ND		1.92
Vanadium	NE	NE	NE	NE	22.8		0.956	31.3		1.07	24.7		0.973	30.3		0.989	29.4		0.964	29.4		0.952
Zinc	109	1300	6600	10000	69.5		2.39	85.3		2.67	83.9		2.43	78.6		2.47	98.2		2.41	69.7		2.38
Mercury by EPA Method 7473																						
Mercury	0.18	0.3	0.3	1.1	0.0580		0.0351	0.0749		0.0386	0.0503		0.0352	0.0606		0.0357	0.0519		0.0354	0.0591		0.0344
pH by EPA Method 9045D																						
pH (in pH units)	NE	NE	NE	NE	6.05	HT-pH	0.500	5.83	HT-pH	0.500	5.91	HT-pH	0.500	5.74	HT-pH	0.500	6.26	HT-pH	0.500	6.11	HT-pH	0.500
Phosphorous, Total as P by Method SM 4500-P B5/E																						
Phosphorous	NE	NE	NE	NE	402		29.30	475	QM-07	32.2	288		29.3	268		29.8	263	QM-07	29.5	339		28.7

Data compared to 6 NYCRR Part 375 New York Unrestricted Use Soil Cleanup Objectives (UUSCOs), Residential Use Soil Cleanup Objectives (RUSCOs), Restricted Residential Soil Cleanup Objectives (RRSCOs), and Commercial Soil Cleanup Objectives (CSCOs), effective December 31, 2025.

Detections that exceed their Soil Cleanup Objective (SCO) are highlighted

Conc. - Concentration

Q -Qualifier

RL - Reporting Limit

mg/kg = milligrams per kilogram

ND - Target analyte not detected above the RL

NE - Not Established

Table 2 - Subsurface Soil Sample Analytical Results
Environmental Site Assessment - Battery Storage Facility, 28 Church Street, Warwick, NY

Sample Location	6 NYCRR Part 375 Soil Cleanup Objectives				SB-01			SB-02			SB-03			SB-04			SB-05			SB-06		
	Sample ID	Unrestricted Use	Residential Use	Restricted-Residential Use	Commercial Use	WB-SB-01 (10-13")			WB-SB-02 (8-12')			WB-SB-03 (8-12')			WB-SB-04 (8-12')			WB-SB-05 (14-18')			WB-SB-06 (9-13')	
Lab Sample ID					26C0754-01			26C0754-02			26C0754-03			26C0754-04			26C0754-05			26C0754-06		
Sample Date and Time					3/10/2026 10:05			3/10/2026 11:00			3/10/2026 11:40			3/10/2026 12:15			3/10/2026 13:00			3/10/2026 13:30		
Media					Subsurface Soil			Subsurface Soil			Subsurface Soil			Subsurface Soil			Subsurface Soil			Subsurface Soil		
ANALYTE	mg/kg	mg/kg	mg/kg	mg/kg	Conc.	Q	RL	Conc.	Q	RL	Conc.	Q	RL	Conc.	Q	RL	Conc.	Q	RL	Conc.	Q	RL
Fluoride by EPA Method 300.0 Rev 2.1					No Detections			No Detections			No Detections			No Detections			No Detections			No Detections		
SVOCs by EPA Method 8270E					No Detections			No Detections			No Detections			No Detections			No Detections			No Detections		
Metals by EPA Method 6010/6020																						
Aluminum	NE	NE	NE	NE	11000		4.80	17300		4.78	12000		4.78	14900		4.83	11300		4.56	13200		4.73
Antimony	NE	NE	NE	NE	ND		2.40	ND		2.39	ND		2.39	ND		2.42	ND		2.28	ND		2.37
Arsenic	13	16	16	16	5.91		1.44	8.26		1.43	6.29		1.43	6.99		1.45	5.90		1.37	7.40		1.42
Barium	410	410	410	410	33.6		2.40	39.0		2.39	32.3		2.39	37.9		2.41	25.2		2.28	50.1		2.36
Beryllium	4.4	8.8	43	670	0.437		0.048	0.648		0.048	0.432		0.048	0.576		0.049	0.575		0.046	0.626		0.048
Cadmium	2.5	2.5	2.5	3.7	ND		0.288	ND		0.287	ND		0.287	ND		0.290	ND		0.274	ND		0.284
Calcium	NE	NE	NE	NE	1570	B	4.80	1440	B	4.78	10100	B	4.78	1630	B	4.84	13200		4.56	2440		4.73
Chromium	30	30	110	1700	14.3		0.480	21.5		0.478	15.2		0.478	19.7		0.484	15.4		0.457	17.9		0.474
Cobalt	NE	NE	NE	NE	8.14		0.384	12.7		0.382	8.86		0.382	10.7		0.386	8.95		0.365	10.3		0.378
Copper	50	280	280	280	21.8		1.92	35.6		1.91	24.1		1.91	29.4		1.93	25.2		1.83	30.7		1.89
Iron	NE	NE	NE	NE	19700		24.0	33100		23.9	23000		23.9	29100		24.2	24200		22.8	28100		23.7
Lead	63	400	400	1000	8.42		0.480	12.1		0.478	8.79		0.478	10.6		0.484	9.95		0.457	11.3		0.474
Magnesium	NE	NE	NE	NE	4870		4.80	9380		4.78	7180		4.78	8390		4.84	7690		4.57	5960		4.74
Manganese	1600	2000	2000	10000	597		0.480	843		0.478	784		0.478	796		0.484	590		0.457	763		0.474
Nickel	30	87	320	320	18.8		0.956	29.6		0.952	21.2		0.952	26.6		0.963	22.6		0.909	25.7		0.943
Potassium	NE	NE	NE	NE	1850		4.80	2010		4.78	1640		4.78	1880		4.84	1300		4.57	1910		4.74
Selenium	3.9	22	110	1700	ND		2.40	2.40		2.39	ND		2.39	ND		2.42	ND		2.28	ND		2.37
Silver	2	22	110	1700	ND		0.484	ND		0.482	ND		0.482	ND		0.487	ND		0.460	ND		0.477
Sodium	NE	NE	NE	NE	ND		48.0	ND		47.8	ND		47.8	ND		48.4	ND		45.6	56.1		47.3
Thallium	NE	NE	NE	NE	ND		1.92	ND		1.92	ND		1.92	ND		1.94	ND		1.83	ND		1.90
Vanadium	NE	NE	NE	NE	16.9		0.956	23.7		0.952	17.5		0.952	20.8		0.963	15.8		0.909	21.3		0.943
Zinc	109	1300	6600	10000	47.5		2.39	78.2		2.38	48.7		2.38	61.2		2.41	56.5		2.27	71.8		2.36
Mercury by EPA Method 7473																						
Mercury	0.18	0.3	0.3	1.1	ND		0.0351	0.0405		0.0344	ND		0.0344	ND		0.0342	ND		0.0334	ND		0.0341
pH by EPA Method 9045D																						
pH (in pH units)	NE	NE	NE	NE	6.98	HT-pH	0.500	6.43	HT-pH	0.500	8.00	HT-pH	0.500	6.53	HT-pH	0.500	8.50	HT-pH	0.500	7.01	HT-pH	0.500
Phosphorous, Total as P by Method SM 4500-P B5/E																						
Phosphorous	NE	NE	NE	NE	563		29.3	286		28.7	513		28.7	287	QM-07	28.5	387		27.8	413		28.4

Data compared to 6 NYCRR Part 375 New York Unrestricted Use Soil Cleanup Objectives (UUSCOs), Residential Use Soil Cleanup Objectives (RUSCOs), Restricted Residential Soil Cleanup Objectives (RRSCO), and Commercial Soil Cleanup Objectives (CSCO), effective December 31, 2025.

Conc. - Concentration
Q - Qualifier
RL - Reporting Limit
mg/kg = milligrams per kilogram
ND - Target analyte not detected above the RL
NE - Not Established

Table 3 - Groundwater Sample Analytical Results
Environmental Site Assessment - Battery Storage Facility, 28 Church Street, Warwick, NY

Sample Location Sample ID Lab Sample ID Sample Date and Time Media	NYSDEC TOGS Standards and Guidance Values	SB-01			SB-02			SB-03			SB-04			SB-05			SB-06		
		WB-SB01-GW			WB-SB02-GW			WB-SB03-GW			WB-SB04-GW			WB-SB05-GW			WB-SB06-GW		
		26C0754-13			26C0754-14			26C0754-15			26C0754-16			26C0754-17			26C0754-18		
		3/11/2026 11:00 Groundwater			3/11/2026 11:45 Groundwater			3/11/2026 12:20 Groundwater			3/11/2026 13:50 Groundwater			3/11/2026 14:30 Groundwater			3/11/2026 15:10 Groundwater		
ANALYTE		ug/L		Conc.	Q	RL	Conc.	Q	RL	Conc.	Q	RL	Conc.	Q	RL	Conc.	Q	RL	
Fluoride by EPA Method 300.0 Rev 2.1		No Detections			No Detections			No Detections			No Detections			No Detections			No Detections		
SVOCs by EPA Method 8270E		No Detections			No Detections			No Detections			No Detections			No Detections			No Detections		
Metals by EPA Method 6010D																			
Aluminum	NE	7,990		556	10,100		556	21,700		556	18,400		556	25,700		556	20,100		556
Antimony	3	ND		1.11	ND		1.11	ND		1.11	ND		1.11	ND		1.11	ND		1.11
Arsenic	25	2.84		1.11	3.18		1.11	10.7		1.11	7.17		1.11	11.8		1.11	8.15		1.11
Barium	1,000	43.0		27.8	55.7		27.8	138		28	141		28	123		28	113		27.8
Beryllium	3	ND		0.333	ND		0.333	ND		0.333	ND		0.333	0.343		0.333	ND		0.333
Cadmium	5	ND		0.556	ND		0.556	ND		0.556	ND		0.556	ND		0.556	ND		0.556
Calcium	NE	32,400		556	14,400		556	59,000		556	91,700		556	84,000		556	41,000		556
Chromium	50	9.4		5.6	10.3		5.6	26.1		5.6	21.9		5.6	34.6		5.6	24.2		5.6
Cobalt	NE	ND		4.4	5.2		4.4	15.3		4.4	12.8		4.4	20.3		4.4	14.1		4.4
Copper	200	ND		22.2	ND		22.2	49.6		22.2	39.8		22.2	51.8		22.2	35.9		22.2
Iron	500	8,660		278	8,350		278	29,600		278	21,200		278	34,700		278	24,600		278
Lead	25	ND		6.7	ND		6.7	14.8		6.7	12.1		6.7	14.3		6.7	13.0		6.7
Magnesium	35,000	9,110		66.7	5,350		66.7	16,500		66.7	20,300		66.7	27,100		66.7	13,100.0		66.7
Manganese	500	485		5.6	517		5.6	1,910		5.6	2,590		5.6	2,540		5.6	1,420		5.6
Nickel	100	ND		11.1	ND		11.1	29.7		11.1	23.6		11.1	35.6		11.1	25.0		11.1
Potassium	NE	4,290		1,110	4,110		1,110	8,040		1,110	7,460		1,110	9,440		1,110	7,810		1,110
Selenium	10	ND		27.8	ND		27.8	ND		27.8	ND		27.8	ND		27.8	ND		27.8
Silver	50	ND		6.7	ND		6.7	ND		6.7	ND		6.7	ND		6.7	ND		6.7
Sodium	20,000	3,650	M-BS	1,110	3,720	M-BS	1,110	4,280	M-BS	1,110	4,940	M-BS	1,110	6,890	M-BS	1,110	5,580	M-BS	1,110
Thallium	0.5	ND		1.11	ND		1.11	ND		1.11	ND		1.11	ND		1.11	ND		1.11
Vanadium	NE	12.7		11.1	15.6		11.1	35.3		11.1	28.9		11.1	40.0		11.1	33.1		11.1
Zinc	2,000	ND		27.8	32.9		27.8	81.9		27.8	77.9		27.8	103.0		27.8	75.4		27.8
Mercury by EPA Method 7040/7471																			
Mercury	0.7	ND		0.2	ND		0.2	ND		0.2	ND		0.2	ND		0.2	ND		0.2
pH by 4500 HB																			
pH (in pH units)	NE	6.62	HT-pH	0.500	5.97	HT-pH	0.500	7.64	HT-pH	0.500	7.82	HT-pH	0.500	7.98	HT-pH	0.500	7.77	HT-pH	0.500
Phosphorous, Total as P by Method SM 4500-P B5/E																			
Phosphorous	NE	1,700		100	680	1	100	1,500	QM-07	100	890		100	1,900		100	1,500		100

Data compared to New York State Department of Environmental Conservation (NYSDEC) Technical and Operational Guidance Series (TOGS), effective December 31, 2025.

Detections that exceed their Standard/Guidance Value are highlighted and bolded

Conc. - Concentration

Q - Qualifier

RL - Reporting Limit

ug/L = micrograms per liter

ND - Target analyte not detected above the RL

NE - Not Established



APPENDIX 1

Boring Logs



21 FOX STREET, POUGHKEEPSIE, NY 12601
ENVIRONMENTAL ENGINEERING CONSULTANTS

PROJECT

Warwick BESS Site
28 Church Street, Warwick, NY

BORING: SB-01
SHEET: 1 of 1
JOB: 2261164
CHKD BY: JB
DATE: 3/24/2026

CONTRACTOR: Core Down Drilling	BORING LOCATION: North side of BESS Enclosure	TIME: 09:40 to 10:30
DRILLER: Kevin Nash	GROUND SURFACE ELEVATION: NA	DATUM: NA
LABELLA REPRESENTATIVE: Eric Orłowski, PG	START DATE: 3/10/2026	END DATE: 3/10/2026
		WEATHER: Sunny, 70s

TYPE OF DRILL RIG: Geoprobe 7822DT	DRIVE SAMPLER TYPE: Macrocore
AUGER SIZE AND TYPE: NA	INSIDE DIAMETER: 2"
OVERBURDEN SAMPLING METHOD: Direct Push	OTHER:

DEPTH (FEET BGS)	SAMPLE			VISUAL CLASSIFICATION	PID FIELD SCREEN (PPM)	REMARKS
	SAMPLE RECOVERY (INCHES)	SAMPLE NO. AND DEPTH	STRATA CHANGE (FEET BGS)			
0	41	1		6" brown silty fine to medium sand, some fine sub-rounded gravel, little to some organic matter, moist, loose, NOSOI		
1				6" brown silty fine to medium sand, some fine sub-rounded gravel, some angular grey shale fragments, moist, loose, NOSOI		
2					< 1	
3				29" brown silty fine sand, little sub-rounded to rounded fine gravel, moist, stiff, NOSOI		
4						
5	60	2				
6				60" SAA, brown, moist, stiff, NOSOI	< 1	
7						
8						
9						
10	36	3				
11				31" brown silty fine sand, little medium to coarse sand, little fine sub-rounded to rounded gravel, moist to wet, stiff to soft, NOSOI	< 1	Soil Sample (10 to 13 feet bgs)
12			▽			
13				5" grey fine sand, little silt, little sub-rounded fine gravel, moist to wet, medium stiff, NOSOI		
14						
15	34	4				
16				13" slough from above		
17						
18				21" grey fine sand, little silt, little sub-rounded fine gravel, moist to wet, medium stiff, NOSOI	< 1	
19						
20				End of boring at 20 feet bgs, refusal not encountered. GW at approx. 12 feet bgs.		

WATER LEVEL DATA			DEPTH (FT)			NOTES:
DATE	TIME	ELAPSED TIME	BOTTOM OF CASING	BOTTOM OF BORING	GROUNDWATER ENCOUNTERED	
				20.0	12.0	

GENERAL NOTES

- 1) STRATIFICATION LINES REPRESENT APPROXIMATE BOUNDARY BETWEEN SOIL TYPES, TRANSITIONS MAY BE GRADUAL.
- 2) WATER LEVEL READINGS HAVE BEEN MADE AT TIMES AND UNDER CONDITIONS STATED, FLUCTUATIONS OF GROUNDWATER

BGS = Below Ground Surface	and = 35 - 50%	C = Coarse	R = Rounded
NA = Not Applicable	some = 20 - 35%	M = Medium	A = Angular
SAA = Same As Above	little = 10 - 20%	F = Fine	SR = Subrounded
NOSOI = No Obvious Signs of Impacts	trace = 1 - 10%	VF = Very Fine	SA = Subangular

BORING: SB-01



21 FOX STREET, POUGHKEEPSIE, NY 12601
ENVIRONMENTAL ENGINEERING CONSULTANTS

PROJECT

Warwick BESS Site
28 Church Street, Warwick, NY

BORING: SB-02
SHEET: 1 of 1
JOB: 2261164
CHKD BY: JB
DATE: 3/24/2026

CONTRACTOR: Core Down Drilling BORING LOCATION: East side of BESS Enclosure, northern location TIME: 10:30 to 11:20
DRILLER: Kevin Nash GROUND SURFACE ELEVATION: NA DATUM: NA
LABELLA REPRESENTATIVE: Eric Orłowski, PG START DATE: 3/10/2026 END DATE: 3/10/2026 WEATHER: Sunny, 70s

TYPE OF DRILL RIG: Geoprobe 7822DT DRIVE SAMPLER TYPE: Dual-tube
AUGER SIZE AND TYPE: NA INSIDE DIAMETER: 2"
OVERBURDEN SAMPLING METHOD: Direct Push OTHER:

DEPTH (FEET BGS)	SAMPLE			VISUAL CLASSIFICATION	PID FIELD SCREEN (PPM)	REMARKS
	SAMPLE RECOVERY (INCHES)	SAMPLE NO. AND DEPTH	STRATA CHANGE (FEET BGS)			
0	28	1		28" brown silty fine to medium sand, little to some sub-rounded fine gravel, little to some angular grey shale fragments, little coarse sand, moist, medium stiff, NOSOI	< 1	
1						
2						
3						
4				21" SAA, brown, moist to wet, medium stiff, NOSOI	< 1	
5	29	2				
6						
7				8" brown fine to medium sand, little coarse sand, moist to wet, loose, NOSOI	< 1	Soil Sample (8 to 12 feet bgs)
8			▽			
9				6" SAA, brown, wet, loose, NOSOI	< 1	
10	28	3				
11						
12				22" brown silty fine sand, little medium to coarse sand, little sub-rounded fine gravel, medium stiff to stiff, wet, NOSOI	< 1	
13						
14				5" SAA, brown, wet, stiff, NOSOI	< 1	
15	35	4				
16						
17						
18				30" grey fine sand, little silt, little sub-rounded fine gravel, moist to wet, medium stiff, NOSOI	< 1	
19						
20						

WATER LEVEL DATA			DEPTH (FT)			NOTES: Set TGSP to 17 feet bgs, screen interval 7 to 17 feet bgs.
DATE	TIME	ELAPSED TIME	BOTTOM OF CASING	BOTTOM OF BORING	GROUNDWATER ENCOUNTERED	
				20.0	9.0	

GENERAL NOTES

- 1) STRATIFICATION LINES REPRESENT APPROXIMATE BOUNDARY BETWEEN SOIL TYPES, TRANSITIONS MAY BE GRADUAL.
- 2) WATER LEVEL READINGS HAVE BEEN MADE AT TIMES AND UNDER CONDITIONS STATED, FLUCTUATIONS OF GROUNDWATER

BGS = Below Ground Surface and = 35 - 50% C = Coarse R = Rounded
 NA = Not Applicable some = 20 - 35% M = Medium A = Angular
 SAA = Same As Above little = 10 - 20% F = Fine SR = Subrounded
 NOSOI = No Obvious Signs of Impacts trace = 1 - 10% VF = Very Fine SA = Subangular

BORING: SB-02



21 FOX STREET, POUGHKEEPSIE, NY 12601
 ENVIRONMENTAL ENGINEERING CONSULTANTS

PROJECT

Warwick BESS Site
 28 Church Street, Warwick, NY

BORING: SB-03
SHEET: 1 of 1
JOB: 2261164
CHKD BY: JB
DATE: 3/24/2026

CONTRACTOR: Core Down Drilling BORING LOCATION: East side of BESS Enclosure, southern location TIME: 11:20 to 11:55
 DRILLER: Kevin Nash GROUND SURFACE ELEVATION: NA DATUM: NA
 LABELLA REPRESENTATIVE: Eric Orłowski, PG START DATE: 3/10/2026 END DATE: 3/10/2026 WEATHER: Sunny, 70s

TYPE OF DRILL RIG: Geoprobe 7822DT DRIVE SAMPLER TYPE: Dual-tube
 AUGER SIZE AND TYPE: NA INSIDE DIAMETER: 2"
 OVERBURDEN SAMPLING METHOD: Direct Push OTHER:

DEPTH (FEET BGS)	SAMPLE			VISUAL CLASSIFICATION	PID FIELD SCREEN (PPM)	REMARKS	
	SAMPLE RECOVERY (INCHES)	SAMPLE NO. AND DEPTH	STRATA CHANGE (FEET BGS)				
0	29	1		29" brown silty fine to medium sand, little to some sub-rounded fine gravel, little to some angular grey shale fragments, little coarse sand, moist, medium stiff, NOSOI	< 1		
1							
2							
3							
4							
5	38	2		24" SAA, brown, moist to wet, medium stiff, NOSOI	< 1		
6							
7				14" brown fine to medium sand, little coarse sand, trace silt, moist to wet, loose, NOSOI		Soil Sample (8 to 12 feet bgs)	
8			▽				
9							
10	47	3		12" SAA, brown, wet, loose, NOSOI	< 1		
11							
12							
13							
14				26" brown silty fine sand, little medium to coarse sand, little sub-rounded fine gravel, medium stiff to stiff, wet, NOSOI	< 1		
15							
16	34	4		7" grey fine sand, little silt, little clay, little sub-rounded fine gravel, moist to wet, stiff, NOSOI	< 1		
17							
18							
19							
20							
				34" SAA, grey, moist to wet, stiff to medium stiff, NOSOI			
				End of boring at 20 feet bgs, refusal not encountered. GW at approx. 9 feet bgs.			

WATER LEVEL DATA			DEPTH (FT)			NOTES: Set TGSP to 17 feet bgs, screen interval 7 to 17 feet bgs.
DATE	TIME	ELAPSED TIME	BOTTOM OF CASING	BOTTOM OF BORING	GROUNDWATER ENCOUNTERED	
				20.0	9.0	

GENERAL NOTES

- 1) STRATIFICATION LINES REPRESENT APPROXIMATE BOUNDARY BETWEEN SOIL TYPES, TRANSITIONS MAY BE GRADUAL.
- 2) WATER LEVEL READINGS HAVE BEEN MADE AT TIMES AND UNDER CONDITIONS STATED, FLUCTUATIONS OF GROUNDWATER

BGS = Below Ground Surface and = 35 - 50% C = Coarse R = Rounded
 NA = Not Applicable some = 20 - 35% M = Medium A = Angular
 SAA = Same As Above little = 10 - 20% F = Fine SR = Subrounded
 NOSOI = No Obvious Signs of Impacts trace = 1 - 10% VF = Very Fine SA = Subangular

BORING: SB-03



21 FOX STREET, POUGHKEEPSIE, NY 12601
ENVIRONMENTAL ENGINEERING CONSULTANTS

PROJECT

Warwick BESS Site
28 Church Street, Warwick, NY

BORING: SB-04
SHEET: 1 of 1
JOB: 2261164
CHKD BY: JB
DATE: 3/24/2026

CONTRACTOR: Core Down Drilling	BORING LOCATION: South side of BESS Enclosure, eastern location	TIME: 11:55 to 12:35
DRILLER: Kevin Nash	GROUND SURFACE ELEVATION NA	DATUM: NA
LABELLA REPRESENTATIVE: Eric Orłowski, PG	START DATE: 3/10/2026	END DATE: 3/10/2026
		WEATHER: Sunny, 70s

TYPE OF DRILL RIG: Geoprobe 7822DT	DRIVE SAMPLER TYPE: Dual-tube
AUGER SIZE AND TYPE: NA	INSIDE DIAMETER: 2"
OVERBURDEN SAMPLING METHOD: Direct Push	OTHER:

DEPTH (FEET BGS)	SAMPLE			VISUAL CLASSIFICATION	PID FIELD SCREEN (PPM)	REMARKS
	SAMPLE RECOVERY (INCHES)	SAMPLE NO. AND DEPTH	STRATA CHANGE (FEET BGS)			
0	32	1		5" dark brown silty fine sand, little medium to coarse, little to some fine sub-rounded gravel, little angular grey shale fragments, moist, stiff, NOSOI		
1						
2						
3				27" brown silty fine to medium sand, little to some sub-rounded fine gravel, little to some angular grey shale fragments, little coarse sand, moist, medium stiff, NOSOI	< 1	
4						
5	28	2				
6				24" SAA, brown, moist to wet, medium stiff, NOSOI		
7					< 1	
8						
9			▽	4" brown fine to medium sand, little coarse sand, trace silt, moist to wet, loose, NOSOI		Soil Sample (8 to 12 feet bgs)
10	41	3				
11				25" SAA, brown, wet, loose, NOSOI		
12					< 1	
13				4" brown silty fine sand, little sub-rounded fine gravel, stiff, wet, NOSOI 2" grey angular shale fragments		
14				10" light brown silty fine sand, little sub-rounded fine gravel, stiff, wet, NOSOI		
15	44	4		3" SAA, light brown, wet, stiff, NOSOI		
16						
17				30" brown fine sandy silt, little to some sub-rounded fine gravel, little to some angular grey shale fragments, wet, soft, NOSOI		
18					< 1	
19				11" light brown fine to medium sand, wet, loose, NOSOI		
20				End of boring at 20 feet bgs, refusal not encountered. GW at approx. 9 feet bgs.		

WATER LEVEL DATA			DEPTH (FT)			NOTES:
DATE	TIME	ELAPSED TIME	BOTTOM OF CASING	BOTTOM OF BORING	GROUNDWATER ENCOUNTERED	
				20.0	9.0	

GENERAL NOTES

- 1) STRATIFICATION LINES REPRESENT APPROXIMATE BOUNDARY BETWEEN SOIL TYPES, TRANSITIONS MAY BE GRADUAL.
- 2) WATER LEVEL READINGS HAVE BEEN MADE AT TIMES AND UNDER CONDITIONS STATED, FLUCTUATIONS OF GROUNDWATER

BGS = Below Ground Surface	and = 35 - 50%	C = Coarse	R = Rounded
NA = Not Applicable	some = 20 - 35%	M = Medium	A = Angular
SAA = Same As Above	little = 10 - 20%	F = Fine	SR = Subrounded
NOSOI = No Obvious Signs of Impacts	trace = 1 - 10%	VF = Very Fine	SA = Subangular

BORING: SB-04



21 FOX STREET, POUGHKEEPSIE, NY 12601
ENVIRONMENTAL ENGINEERING CONSULTANTS

PROJECT

Warwick BESS Site
 28 Church Street, Warwick, NY

BORING: SB-05
SHEET: 1 of 1
JOB: 2261164
CHKD BY: JB
DATE: 3/24/2026

CONTRACTOR: Core Down Drilling	BORING LOCATION: South side of BESS Enclosure, western location	TIME: 12:35 to 13:10
DRILLER: Kevin Nash	GROUND SURFACE ELEVATION: NA	DATUM: NA
LABELLA REPRESENTATIVE: Eric Orłowski, PG	START DATE: 3/10/2026	END DATE: 3/10/2026
		WEATHER: Sunny, 70s

TYPE OF DRILL RIG: Geoprobe 7822DT	DRIVE SAMPLER TYPE: Dual-tube
AUGER SIZE AND TYPE: NA	INSIDE DIAMETER: 2"
OVERBURDEN SAMPLING METHOD: Direct Push	OTHER:

DEPTH (FEET BGS)	SAMPLE			VISUAL CLASSIFICATION	PID FIELD SCREEN (PPM)	REMARKS
	SAMPLE RECOVERY (INCHES)	SAMPLE NO. AND DEPTH	STRATA CHANGE (FEET BGS)			
0	32	1		32" brown silty fine to medium sand, little to some sub-rounded fine gravel, little to some angular grey shale fragments, little coarse sand, moist, medium stiff, NOSOI	< 1	
1						
2						
3						
4				36" SAA, brown, moist to wet, medium stiff, NOSOI	< 1	
5	39	2				
6						
7						
8				3" brown fine to medium sand, little coarse sand, moist to wet, loose, NOSOI	< 1	
9						
10	41	3				
11						
12				1" angular grey shale fragments 15" brown clayey fine sand, little sub-rounded fine gravel, trace silt, moist to wet, stiff, NOSOI 1" angular grey shale fragments 24" brown to grey-brown clayey fine sand, little sub-rounded fine gravel, trace silt, moist to wet, stiff, NOSOI	< 1	
13						
14						
15						
16	50	4		26" grey fine sand, little to some sub-rounded fine gravel, little to trace silt/clay, wet, loose, NOSOI 24" grey gravelly fine to medium sand, little to trace silt/clay, wet, loose, NOSOI	< 1	Soil Sample (14 to 18 feet bgs)
17						
18						
19						
20				End of boring at 20 feet bgs, refusal not encountered. GW at approx. 15 feet bgs.		

WATER LEVEL DATA			DEPTH (FT)			NOTES: Set TGSP to 18 feet bgs, screen interval 8 to 18 feet bgs.
DATE	TIME	ELAPSED TIME	BOTTOM OF CASING	BOTTOM OF BORING	GROUNDWATER ENCOUNTERED	
				20.0	15.0	

GENERAL NOTES

- 1) STRATIFICATION LINES REPRESENT APPROXIMATE BOUNDARY BETWEEN SOIL TYPES, TRANSITIONS MAY BE GRADUAL.
- 2) WATER LEVEL READINGS HAVE BEEN MADE AT TIMES AND UNDER CONDITIONS STATED, FLUCTUATIONS OF GROUNDWATER

BGS = Below Ground Surface	and = 35 - 50%	C = Coarse	R = Rounded
NA = Not Applicable	some = 20 - 35%	M = Medium	A = Angular
SAA = Same As Above	little = 10 - 20%	F = Fine	SR = Subrounded
NOSOI = No Obvious Signs of Impacts	trace = 1 - 10%	VF = Very Fine	SA = Subangular

BORING: SB-05



21 FOX STREET, POUGHKEEPSIE, NY 12601
ENVIRONMENTAL ENGINEERING CONSULTANTS

PROJECT

Warwick BESS Site
28 Church Street, Warwick, NY

BORING: SB-06
SHEET: 1 of 1
JOB: 2261164
CHKD BY: JB
DATE: 3/24/2026

CONTRACTOR: Core Down Drilling	BORING LOCATION: West side of BESS Enclosure	TIME: 13:10 to 13:55
DRILLER: Kevin Nash	GROUND SURFACE ELEVATION: NA	DATUM: NA
LABELLA REPRESENTATIVE: Eric Orłowski, PG	START DATE: 3/10/2026	END DATE: 3/10/2026
		WEATHER: Sunny, 70s

TYPE OF DRILL RIG: Geoprobe 7822DT	DRIVE SAMPLER TYPE: Dual-tube
AUGER SIZE AND TYPE: NA	INSIDE DIAMETER: 2"
OVERBURDEN SAMPLING METHOD: Direct Push	OTHER:

DEPTH (FEET BGS)	SAMPLE			VISUAL CLASSIFICATION	PID FIELD SCREEN (PPM)	REMARKS
	SAMPLE RECOVERY (INCHES)	SAMPLE NO. AND DEPTH	STRATA CHANGE (FEET BGS)			
0	49	1		49" brown silty fine to medium sand, little to some sub-rounded fine gravel, little to some angular grey shale fragments, little coarse sand, moist, medium stiff, NOSOI	< 1	
1						
2						
3						
4						
5	42	2		12" SAA, brown, moist to wet, medium stiff, NOSOI	< 1	
6				30" brown silty fine sand, little to some coarse sand, little to some sub-rounded fine gravel, little clay, moist to wet, medium stiff, NOSOI		
7						
8						
9						
10	25	3	▽	25" brown fine to medium sand, little coarse sand, little sub-rounded fine gravel, wet, loose, NOSOI	< 1	Soil Sample (9 to 13 feet bgs)
11						
12						
13						
14						
15	24	4		14" SAA, dark brown, wet, loose, NOSOI	< 1	
16				10" dark brown fine to coarse sand, little to some sub-rounded fine gravel, trace to little silt clay, wet, soft, NOSOI		
17						
18						
19						
20				End of boring at 20 feet bgs, refusal not encountered. GW at approx. 10 feet bgs.		

WATER LEVEL DATA			DEPTH (FT)			NOTES: Set TGSP to 19 feet bgs, screen interval 9 to 19 feet bgs.
DATE	TIME	ELAPSED TIME	BOTTOM OF CASING	BOTTOM OF BORING	GROUNDWATER ENCOUNTERED	
				20.0	10.0	

GENERAL NOTES

- STRATIFICATION LINES REPRESENT APPROXIMATE BOUNDARY BETWEEN SOIL TYPES, TRANSITIONS MAY BE GRADUAL.
- WATER LEVEL READINGS HAVE BEEN MADE AT TIMES AND UNDER CONDITIONS STATED, FLUCTUATIONS OF GROUNDWATER

BGS = Below Ground Surface	and = 35 - 50%	C = Coarse	R = Rounded
NA = Not Applicable	some = 20 - 35%	M = Medium	A = Angular
SAA = Same As Above	little = 10 - 20%	F = Fine	SR = Subrounded
NOSOI = No Obvious Signs of Impacts	trace = 1 - 10%	VF = Very Fine	SA = Subangular

BORING: SB-06



APPENDIX 2

Laboratory Reports



Technical Report

prepared for:

LaBella Associates (Ballston Spa)

5 McCrea Hill Road
Ballston Spa NY, 12020
Attention: Jeff Bigelow

Report Date: 03/19/2026

Client Project ID: 2261164 WARWICK BESS- INVESTIGATION

Project (SDG) No.: 26C0754



LaBella Associates (Ballston Spa)
 5 McCrea Hill Road
 Ballston Spa NY, 12020
 Attention: Jeff Bigelow

Purpose and Results

This report contains the analytical data for the sample(s) identified on the attached chain-of-custody received in our laboratory on March 12, 2026 and listed below. The project was identified as your project: **2261164 WARWICK BESS- INVESTIGATION.**

The analyses were conducted utilizing appropriate EPA, Standard Methods, and ASTM methods as detailed in the data summary tables.

All samples were received in proper condition meeting the customary acceptance requirements for environmental samples except those indicated under the Sample and Analysis Qualifiers section of this report.

All analyses met the method and laboratory standard operating procedure requirements except as indicated by any data flags, the meaning of which are explained in the Sample and Data Qualifiers Relating to This Work Order section of this report and case narrative if applicable.

The results of the analyses, which are all reported on dry weight basis (soils) unless otherwise noted, are detailed in the following pages.

Please contact Client Services at 203.325.1371 with any questions regarding this report.

Sample ID	Client Sample ID	Matrix	Date Collected	Date Received
26C0754-01	WB-SB-01 (10-13')	Soil	03/10/2026	03/12/2026
26C0754-02	WB-SB-02 (8-12')	Soil	03/10/2026	03/12/2026
26C0754-03	WB-SB-03 (8-12')	Soil	03/10/2026	03/12/2026
26C0754-04	WB-SB-04 (8-12')	Soil	03/10/2026	03/12/2026
26C0754-05	WB-SB-05 (14-18')	Soil	03/10/2026	03/12/2026
26C0754-06	WB-SB-06 (9-13')	Soil	03/10/2026	03/12/2026
26C0754-07	WB-SS-01 (0-6")	Soil	03/10/2026	03/12/2026
26C0754-08	WB-SS-02 (0-6")	Soil	03/10/2026	03/12/2026
26C0754-09	WB-SS-03 (0-6")	Soil	03/10/2026	03/12/2026
26C0754-10	WB-SS-04 (0-6")	Soil	03/10/2026	03/12/2026
26C0754-11	WB-SS-05 (0-6")	Soil	03/10/2026	03/12/2026
26C0754-12	WB-SS-06 (0-6")	Soil	03/10/2026	03/12/2026
26C0754-13	WB-SB01-GW	Ground Water	03/11/2026	03/12/2026
26C0754-14	WB-SB02-GW	Ground Water	03/11/2026	03/12/2026
26C0754-15	WB-SB03-GW	Ground Water	03/11/2026	03/12/2026
26C0754-16	WB-SB04-GW	Ground Water	03/11/2026	03/12/2026
26C0754-17	WB-SB05-GW	Ground Water	03/11/2026	03/12/2026
26C0754-18	WB-SB03-GW	Ground Water	03/11/2026	03/12/2026

General Notes for Project (SDG) No.: 26C0754

1. The RLs and MDLs (Reporting Limit and Method Detection Limit respectively) reported are adjusted for any dilution necessary due to the levels of target and/or non-target analytes and matrix interference. The RL(REPORTING LIMIT) is based upon the lowest standard utilized for the calibration where applicable.
2. Samples are retained for a period of thirty days after submittal of report, unless other arrangements are made.
3. ALS' liability for the above data is limited to the dollar value paid to ALS for the referenced project.
4. This report shall not be reproduced without the written approval of ALS, Inc.
5. All analyses conducted met method or Laboratory SOP requirements. See the Sample and Data Qualifiers Section for further information.
6. It is noted that no analyses reported herein were subcontracted to another laboratory, unless noted in the report.
7. This report reflects results that relate only to the samples submitted on the attached chain-of-custody form(s) received by ALS.
8. Analyses conducted at ALS, Inc. Stratford, CT are indicated by NYDOH-NY10854, NJDEP-CT005, PADEP-68-04440, CTDPH-PH0840; those conducted at ALS, Inc., Richmond Hill, NY are indicated by NYDOH-NY12058, NJDEP-NY037, CTDPH-PH0837, NHDES-NH2097, MDDEP-375, PADEP-68-06231.

Approved By:



Cassie Mosher
Laboratory Manager Stratford

Date: 03/19/2026



Positive Hits Included in This Report

Parameter	Result	Flag	MDL	RL	Units	Specific Method	Analyzed
26C0754-01 - WB-SB-01 (10-13')							
Aluminum	11000		4.80	4.80	mg/kg dry	EPA 6010D	03/17/26 11:41
Arsenic	5.91		1.44	1.44	mg/kg dry	EPA 6010D	03/17/26 11:41
Barium	33.6		2.40	2.40	mg/kg dry	EPA 6010D	03/17/26 11:41
Beryllium	0.437		0.048	0.048	mg/kg dry	EPA 6010D	03/17/26 11:41
Calcium	1570	B	4.80	4.80	mg/kg dry	EPA 6010D	03/17/26 11:41
Chromium	14.3		0.480	0.480	mg/kg dry	EPA 6010D	03/17/26 11:41
Cobalt	8.14		0.384	0.384	mg/kg dry	EPA 6010D	03/17/26 11:41
Copper	21.8		1.92	1.92	mg/kg dry	EPA 6010D	03/17/26 11:41
Iron	19700		24.0	24.0	mg/kg dry	EPA 6010D	03/17/26 11:41
Lead	8.42		0.480	0.480	mg/kg dry	EPA 6010D	03/17/26 11:41
Magnesium	4870		4.80	4.80	mg/kg dry	EPA 6010D	03/17/26 11:41
Manganese	597		0.480	0.480	mg/kg dry	EPA 6010D	03/17/26 11:41
Nickel	18.8		0.956	0.956	mg/kg dry	EPA 6010D	03/17/26 11:41
Potassium	1850		4.80	4.80	mg/kg dry	EPA 6010D	03/17/26 11:41
Vanadium	16.9		0.956	0.956	mg/kg dry	EPA 6010D	03/17/26 11:41
Zinc	47.5		2.39	2.39	mg/kg dry	EPA 6010D	03/17/26 11:41
pH	6.98	HT-pH		0.500	pH units	EPA 9045D	03/13/26 13:36
* % Solids	85.4		0.100	0.100	%	SM 2540G	03/13/26 10:50
* Phosphorous, Total as P	563		29.3	29.3	mg/kg dry	SM 4500-P B5/E	03/16/26 19:30
26C0754-02 - WB-SB-02 (8-12')							
Aluminum	17300		4.78	4.78	mg/kg dry	EPA 6010D	03/17/26 11:43
Arsenic	8.26		1.43	1.43	mg/kg dry	EPA 6010D	03/17/26 11:43
Barium	39.0		2.39	2.39	mg/kg dry	EPA 6010D	03/17/26 11:43
Beryllium	0.648		0.048	0.048	mg/kg dry	EPA 6010D	03/17/26 11:43
Calcium	1440	B	4.78	4.78	mg/kg dry	EPA 6010D	03/17/26 11:43
Chromium	21.5		0.478	0.478	mg/kg dry	EPA 6010D	03/17/26 11:43
Cobalt	12.7		0.382	0.382	mg/kg dry	EPA 6010D	03/17/26 11:43
Copper	35.6		1.91	1.91	mg/kg dry	EPA 6010D	03/17/26 11:43
Iron	33100		23.9	23.9	mg/kg dry	EPA 6010D	03/17/26 11:43
Lead	12.1		0.478	0.478	mg/kg dry	EPA 6010D	03/17/26 11:43
Magnesium	9380		4.78	4.78	mg/kg dry	EPA 6010D	03/17/26 11:43
Manganese	843		0.478	0.478	mg/kg dry	EPA 6010D	03/17/26 11:43
Nickel	29.6		0.952	0.952	mg/kg dry	EPA 6010D	03/17/26 11:43
Potassium	2010		4.78	4.78	mg/kg dry	EPA 6010D	03/17/26 11:43
Selenium	2.40		2.39	2.39	mg/kg dry	EPA 6010D	03/17/26 11:43
Vanadium	23.7		0.952	0.952	mg/kg dry	EPA 6010D	03/17/26 11:43
Zinc	78.2		2.38	2.38	mg/kg dry	EPA 6010D	03/17/26 11:43
Mercury	0.0405		0.00968	0.0344	mg/kg dry	EPA 7473	03/16/26 11:57
pH	6.43	HT-pH		0.500	pH units	EPA 9045D	03/13/26 13:40
* % Solids	87.2		0.100	0.100	%	SM 2540G	03/13/26 10:50
* Phosphorous, Total as P	286		28.7	28.7	mg/kg dry	SM 4500-P B5/E	03/16/26 19:30
26C0754-03 - WB-SB-03 (8-12')							
Aluminum	12000		4.78	4.78	mg/kg dry	EPA 6010D	03/17/26 11:44
Arsenic	6.29		1.43	1.43	mg/kg dry	EPA 6010D	03/17/26 11:44
Barium	32.3		2.39	2.39	mg/kg dry	EPA 6010D	03/17/26 11:44
Beryllium	0.432		0.048	0.048	mg/kg dry	EPA 6010D	03/17/26 11:44
Calcium	10100	B	4.78	4.78	mg/kg dry	EPA 6010D	03/17/26 11:44



26C0754-03 - WB-SB-03 (8-12')							
Chromium	15.2		0.478	0.478	mg/kg dry	EPA 6010D	03/17/26 11:44
Cobalt	8.86		0.382	0.382	mg/kg dry	EPA 6010D	03/17/26 11:44
Copper	24.1		1.91	1.91	mg/kg dry	EPA 6010D	03/17/26 11:44
Iron	23000		23.9	23.9	mg/kg dry	EPA 6010D	03/17/26 11:44
Lead	8.79		0.478	0.478	mg/kg dry	EPA 6010D	03/17/26 11:44
Magnesium	7180		4.78	4.78	mg/kg dry	EPA 6010D	03/17/26 11:44
Manganese	784		0.478	0.478	mg/kg dry	EPA 6010D	03/17/26 11:44
Nickel	21.2		0.952	0.952	mg/kg dry	EPA 6010D	03/17/26 11:44
Potassium	1640		4.78	4.78	mg/kg dry	EPA 6010D	03/17/26 11:44
Vanadium	17.5		0.952	0.952	mg/kg dry	EPA 6010D	03/17/26 11:44
Zinc	48.7		2.38	2.38	mg/kg dry	EPA 6010D	03/17/26 11:44
pH	8.00	HT-pH		0.500	pH units	EPA 9045D	03/13/26 13:47
* % Solids	87.2		0.100	0.100	%	SM 2540G	03/13/26 10:50
* Phosphorous, Total as P	513		28.7	28.7	mg/kg dry	SM 4500-P B5/E	03/16/26 19:30
26C0754-04 - WB-SB-04 (8-12')							
Aluminum	14900		4.83	4.83	mg/kg dry	EPA 6010D	03/17/26 11:46
Arsenic	6.99		1.45	1.45	mg/kg dry	EPA 6010D	03/17/26 11:46
Barium	37.9		2.41	2.41	mg/kg dry	EPA 6010D	03/17/26 11:46
Beryllium	0.576		0.049	0.049	mg/kg dry	EPA 6010D	03/17/26 11:46
Calcium	1630	B	4.84	4.84	mg/kg dry	EPA 6010D	03/17/26 11:46
Chromium	19.7		0.484	0.484	mg/kg dry	EPA 6010D	03/17/26 11:46
Cobalt	10.7		0.386	0.386	mg/kg dry	EPA 6010D	03/17/26 11:46
Copper	29.4		1.93	1.93	mg/kg dry	EPA 6010D	03/17/26 11:46
Iron	29100		24.2	24.2	mg/kg dry	EPA 6010D	03/17/26 11:46
Lead	10.6		0.484	0.484	mg/kg dry	EPA 6010D	03/17/26 11:46
Magnesium	8390		4.84	4.84	mg/kg dry	EPA 6010D	03/17/26 11:46
Manganese	796		0.484	0.484	mg/kg dry	EPA 6010D	03/17/26 11:46
Nickel	26.6		0.963	0.963	mg/kg dry	EPA 6010D	03/17/26 11:46
Potassium	1880		4.84	4.84	mg/kg dry	EPA 6010D	03/17/26 11:46
Vanadium	20.8		0.963	0.963	mg/kg dry	EPA 6010D	03/17/26 11:46
Zinc	61.2		2.41	2.41	mg/kg dry	EPA 6010D	03/17/26 11:46
pH	6.53	HT-pH		0.500	pH units	EPA 9045D	03/13/26 13:54
* % Solids	87.6		0.100	0.100	%	SM 2540G	03/13/26 10:50
* Phosphorous, Total as P	287	QM-07	28.5	28.5	mg/kg dry	SM 4500-P B5/E	03/16/26 19:30
26C0754-05 - WB-SB-05 (14-18')							
Aluminum	11300		4.56	4.56	mg/kg dry	EPA 6010D	03/18/26 10:46
Arsenic	5.90		1.37	1.37	mg/kg dry	EPA 6010D	03/18/26 10:46
Barium	25.2		2.28	2.28	mg/kg dry	EPA 6010D	03/18/26 10:46
Beryllium	0.575		0.046	0.046	mg/kg dry	EPA 6010D	03/18/26 10:46
Calcium	13200		4.56	4.56	mg/kg dry	EPA 6010D	03/18/26 10:46
Chromium	15.4		0.457	0.457	mg/kg dry	EPA 6010D	03/18/26 10:46
Cobalt	8.95		0.365	0.365	mg/kg dry	EPA 6010D	03/18/26 10:46
Copper	25.2		1.83	1.83	mg/kg dry	EPA 6010D	03/18/26 10:46
Iron	24200		22.8	22.8	mg/kg dry	EPA 6010D	03/18/26 10:46
Lead	9.95		0.457	0.457	mg/kg dry	EPA 6010D	03/18/26 10:46
Magnesium	7690		4.57	4.57	mg/kg dry	EPA 6010D	03/18/26 10:46
Manganese	590		0.457	0.457	mg/kg dry	EPA 6010D	03/18/26 10:46
Nickel	22.6		0.909	0.909	mg/kg dry	EPA 6010D	03/18/26 10:46
Potassium	1300		4.57	4.57	mg/kg dry	EPA 6010D	03/18/26 10:46
Vanadium	15.8		0.909	0.909	mg/kg dry	EPA 6010D	03/18/26 10:46
Zinc	56.5		2.27	2.27	mg/kg dry	EPA 6010D	03/18/26 10:46
pH	8.50	HT-pH		0.500	pH units	EPA 9045D	03/13/26 13:57



26C0754-05 - WB-SB-05 (14-18')							
* % Solids	89.8		0.100	0.100	%	SM 2540G	03/13/26 10:50
* Phosphorous, Total as P	387		27.8	27.8	mg/kg dry	SM 4500-P B5/E	03/16/26 23:00
26C0754-06 - WB-SB-06 (9-13')							
Aluminum	13200		4.73	4.73	mg/kg dry	EPA 6010D	03/18/26 10:48
Arsenic	7.40		1.42	1.42	mg/kg dry	EPA 6010D	03/18/26 10:48
Barium	50.1		2.36	2.36	mg/kg dry	EPA 6010D	03/18/26 10:48
Beryllium	0.626		0.048	0.048	mg/kg dry	EPA 6010D	03/18/26 10:48
Calcium	2440		4.73	4.73	mg/kg dry	EPA 6010D	03/18/26 10:48
Chromium	17.9		0.474	0.474	mg/kg dry	EPA 6010D	03/18/26 10:48
Cobalt	10.3		0.378	0.378	mg/kg dry	EPA 6010D	03/18/26 10:48
Copper	30.7		1.89	1.89	mg/kg dry	EPA 6010D	03/18/26 10:48
Iron	28100		23.7	23.7	mg/kg dry	EPA 6010D	03/18/26 10:48
Lead	11.3		0.474	0.474	mg/kg dry	EPA 6010D	03/18/26 10:48
Magnesium	5960		4.74	4.74	mg/kg dry	EPA 6010D	03/18/26 10:48
Manganese	763		0.474	0.474	mg/kg dry	EPA 6010D	03/18/26 10:48
Nickel	25.7		0.943	0.943	mg/kg dry	EPA 6010D	03/18/26 10:48
Potassium	1910		4.74	4.74	mg/kg dry	EPA 6010D	03/18/26 10:48
Sodium	56.1		47.3	47.3	mg/kg dry	EPA 6010D	03/18/26 10:48
Vanadium	21.3		0.943	0.943	mg/kg dry	EPA 6010D	03/18/26 10:48
Zinc	71.8		2.36	2.36	mg/kg dry	EPA 6010D	03/18/26 10:48
pH	7.01	HT-pH		0.500	pH units	EPA 9045D	03/13/26 14:07
* % Solids	88.1		0.100	0.100	%	SM 2540G	03/13/26 10:50
* Phosphorous, Total as P	413		28.4	28.4	mg/kg dry	SM 4500-P B5/E	03/16/26 23:00
26C0754-07 - WB-SS-01 (0-6")							
Aluminum	15400		4.80	4.80	mg/kg dry	EPA 6010D	03/18/26 10:49
Arsenic	6.85		1.44	1.44	mg/kg dry	EPA 6010D	03/18/26 10:49
Barium	42.8		2.40	2.40	mg/kg dry	EPA 6010D	03/18/26 10:49
Beryllium	0.608		0.048	0.048	mg/kg dry	EPA 6010D	03/18/26 10:49
Calcium	1220		4.80	4.80	mg/kg dry	EPA 6010D	03/18/26 10:49
Chromium	17.3		0.480	0.480	mg/kg dry	EPA 6010D	03/18/26 10:49
Cobalt	11.5		0.384	0.384	mg/kg dry	EPA 6010D	03/18/26 10:49
Copper	29.5		1.92	1.92	mg/kg dry	EPA 6010D	03/18/26 10:49
Iron	27200		24.0	24.0	mg/kg dry	EPA 6010D	03/18/26 10:49
Lead	15.4		0.480	0.480	mg/kg dry	EPA 6010D	03/18/26 10:49
Magnesium	6810		4.80	4.80	mg/kg dry	EPA 6010D	03/18/26 10:49
Manganese	883		0.480	0.480	mg/kg dry	EPA 6010D	03/18/26 10:49
Nickel	26.2		0.956	0.956	mg/kg dry	EPA 6010D	03/18/26 10:49
Potassium	1600		4.80	4.80	mg/kg dry	EPA 6010D	03/18/26 10:49
Vanadium	22.8		0.956	0.956	mg/kg dry	EPA 6010D	03/18/26 10:49
Zinc	69.5		2.39	2.39	mg/kg dry	EPA 6010D	03/18/26 10:49
Mercury	0.0580		0.00988	0.0351	mg/kg dry	EPA 7473	03/16/26 15:14
pH	6.05	HT-pH		0.500	pH units	EPA 9045D	03/13/26 14:10
* % Solids	85.4		0.100	0.100	%	SM 2540G	03/13/26 10:50
* Phosphorous, Total as P	402		29.3	29.3	mg/kg dry	SM 4500-P B5/E	03/16/26 23:00
26C0754-08 - WB-SS-02 (0-6")							
Aluminum	19500		5.36	5.36	mg/kg dry	EPA 6010D	03/18/26 10:51
Arsenic	8.81		1.61	1.61	mg/kg dry	EPA 6010D	03/18/26 10:51
Barium	64.3		2.68	2.68	mg/kg dry	EPA 6010D	03/18/26 10:51
Beryllium	0.761		0.054	0.054	mg/kg dry	EPA 6010D	03/18/26 10:51
Calcium	1780		5.37	5.37	mg/kg dry	EPA 6010D	03/18/26 10:51
Chromium	23.0		0.537	0.537	mg/kg dry	EPA 6010D	03/18/26 10:51



26C0754-08 - WB-SS-02 (0-6")

Cobalt	14.4		0.429	0.429	mg/kg dry	EPA 6010D	03/18/26 10:51
Copper	35.0		2.15	2.15	mg/kg dry	EPA 6010D	03/18/26 10:51
Iron	34200		26.8	26.8	mg/kg dry	EPA 6010D	03/18/26 10:51
Lead	21.5		0.537	0.537	mg/kg dry	EPA 6010D	03/18/26 10:51
Magnesium	8280		5.37	5.37	mg/kg dry	EPA 6010D	03/18/26 10:51
Manganese	1130		0.537	0.537	mg/kg dry	EPA 6010D	03/18/26 10:51
Nickel	34.1		1.07	1.07	mg/kg dry	EPA 6010D	03/18/26 10:51
Potassium	1990		5.37	5.37	mg/kg dry	EPA 6010D	03/18/26 10:51
Vanadium	31.3		1.07	1.07	mg/kg dry	EPA 6010D	03/18/26 10:51
Zinc	85.3		2.67	2.67	mg/kg dry	EPA 6010D	03/18/26 10:51
Mercury	0.0749		0.0109	0.0386	mg/kg dry	EPA 7473	03/16/26 15:14
Pyrene	0.0324	J	0.0267	0.0533	mg/kg dry	EPA 8270E	03/13/26 18:19
pH	5.83	HT-pH		0.500	pH units	EPA 9045D	03/13/26 14:11
* % Solids	77.7		0.100	0.100	%	SM 2540G	03/13/26 10:50
* Phosphorous, Total as P	475	QM-07	32.2	32.2	mg/kg dry	SM 4500-P B5/E	03/16/26 23:00

26C0754-09 - WB-SS-03 (0-6")

Aluminum	18200		4.89	4.89	mg/kg dry	EPA 6010D	03/18/26 10:52
Arsenic	7.07		1.47	1.47	mg/kg dry	EPA 6010D	03/18/26 10:52
Barium	44.5		2.44	2.44	mg/kg dry	EPA 6010D	03/18/26 10:52
Beryllium	0.737		0.049	0.049	mg/kg dry	EPA 6010D	03/18/26 10:52
Calcium	501		4.89	4.89	mg/kg dry	EPA 6010D	03/18/26 10:52
Chromium	20.5		0.489	0.489	mg/kg dry	EPA 6010D	03/18/26 10:52
Cobalt	13.2		0.390	0.390	mg/kg dry	EPA 6010D	03/18/26 10:52
Copper	37.0		1.95	1.95	mg/kg dry	EPA 6010D	03/18/26 10:52
Iron	31800		24.4	24.4	mg/kg dry	EPA 6010D	03/18/26 10:52
Lead	14.2		0.489	0.489	mg/kg dry	EPA 6010D	03/18/26 10:52
Magnesium	7860		4.89	4.89	mg/kg dry	EPA 6010D	03/18/26 10:52
Manganese	835		0.489	0.489	mg/kg dry	EPA 6010D	03/18/26 10:52
Nickel	31.1		0.973	0.973	mg/kg dry	EPA 6010D	03/18/26 10:52
Potassium	1820		4.89	4.89	mg/kg dry	EPA 6010D	03/18/26 10:52
Vanadium	24.7		0.973	0.973	mg/kg dry	EPA 6010D	03/18/26 10:52
Zinc	83.9		2.43	2.43	mg/kg dry	EPA 6010D	03/18/26 10:52
Mercury	0.0503		0.00990	0.0352	mg/kg dry	EPA 7473	03/16/26 15:14
pH	5.91	HT-pH		0.500	pH units	EPA 9045D	03/13/26 14:13
* % Solids	85.3		0.100	0.100	%	SM 2540G	03/13/26 10:50
* Phosphorous, Total as P	288		29.3	29.3	mg/kg dry	SM 4500-P B5/E	03/17/26 16:51

26C0754-10 - WB-SS-04 (0-6")

Aluminum	19900		4.96	4.96	mg/kg dry	EPA 6010D	03/18/26 10:54
Arsenic	8.02		1.49	1.49	mg/kg dry	EPA 6010D	03/18/26 10:54
Barium	62.9		2.48	2.48	mg/kg dry	EPA 6010D	03/18/26 10:54
Beryllium	0.775		0.050	0.050	mg/kg dry	EPA 6010D	03/18/26 10:54
Calcium	931		4.97	4.97	mg/kg dry	EPA 6010D	03/18/26 10:54
Chromium	23.2		0.497	0.497	mg/kg dry	EPA 6010D	03/18/26 10:54
Cobalt	12.3		0.397	0.397	mg/kg dry	EPA 6010D	03/18/26 10:54
Copper	34.7		1.99	1.99	mg/kg dry	EPA 6010D	03/18/26 10:54
Iron	34000		24.8	24.8	mg/kg dry	EPA 6010D	03/18/26 10:54
Lead	18.1		0.497	0.497	mg/kg dry	EPA 6010D	03/18/26 10:54
Magnesium	7810		4.97	4.97	mg/kg dry	EPA 6010D	03/18/26 10:54
Manganese	929		0.497	0.497	mg/kg dry	EPA 6010D	03/18/26 10:54
Nickel	31.1		0.989	0.989	mg/kg dry	EPA 6010D	03/18/26 10:54
Potassium	2300		4.97	4.97	mg/kg dry	EPA 6010D	03/18/26 10:54
Selenium	2.81		2.48	2.48	mg/kg dry	EPA 6010D	03/18/26 10:54



26C0754-10 - WB-SS-04 (0-6")							
Vanadium	30.3		0.989	0.989	mg/kg dry	EPA 6010D	03/18/26 10:54
Zinc	78.6		2.47	2.47	mg/kg dry	EPA 6010D	03/18/26 10:54
Mercury	0.0606		0.0101	0.0357	mg/kg dry	EPA 7473	03/16/26 15:14
pH	5.74	HT-pH		0.500	pH units	EPA 9045D	03/13/26 14:14
* % Solids	83.9		0.100	0.100	%	SM 2540G	03/13/26 10:50
* Phosphorous, Total as P	268		29.8	29.8	mg/kg dry	SM 4500-P B5/E	03/17/26 16:51
26C0754-11 - WB-SS-05 (0-6")							
Aluminum	19800		4.84	4.84	mg/kg dry	EPA 6010D	03/18/26 10:55
Arsenic	9.32		1.45	1.45	mg/kg dry	EPA 6010D	03/18/26 10:55
Barium	60.9		2.42	2.42	mg/kg dry	EPA 6010D	03/18/26 10:55
Beryllium	1.00		0.049	0.049	mg/kg dry	EPA 6010D	03/18/26 10:55
Calcium	970		4.84	4.84	mg/kg dry	EPA 6010D	03/18/26 10:55
Chromium	27.2		0.485	0.485	mg/kg dry	EPA 6010D	03/18/26 10:55
Cobalt	13.2		0.387	0.387	mg/kg dry	EPA 6010D	03/18/26 10:55
Copper	41.6		1.94	1.94	mg/kg dry	EPA 6010D	03/18/26 10:55
Iron	37200		24.2	24.2	mg/kg dry	EPA 6010D	03/18/26 10:55
Lead	16.4		0.485	0.485	mg/kg dry	EPA 6010D	03/18/26 10:55
Magnesium	7120		4.85	4.85	mg/kg dry	EPA 6010D	03/18/26 10:55
Manganese	961		0.485	0.485	mg/kg dry	EPA 6010D	03/18/26 10:55
Nickel	39.6		0.964	0.964	mg/kg dry	EPA 6010D	03/18/26 10:55
Potassium	2040		4.85	4.85	mg/kg dry	EPA 6010D	03/18/26 10:55
Selenium	2.48		2.42	2.42	mg/kg dry	EPA 6010D	03/18/26 10:55
Vanadium	29.4		0.964	0.964	mg/kg dry	EPA 6010D	03/18/26 10:55
Zinc	98.2		2.41	2.41	mg/kg dry	EPA 6010D	03/18/26 10:55
Mercury	0.0519		0.00997	0.0354	mg/kg dry	EPA 7473	03/16/26 15:15
pH	6.26	HT-pH		0.500	pH units	EPA 9045D	03/18/26 13:50
* % Solids	84.7		0.100	0.100	%	SM 2540G	03/13/26 10:50
* Phosphorous, Total as P	263	QM-07	29.5	29.5	mg/kg dry	SM 4500-P B5/E	03/17/26 16:51
26C0754-12 - WB-SS-06 (0-6")							
Aluminum	20700		4.78	4.78	mg/kg dry	EPA 6010D	03/18/26 10:57
Arsenic	7.64		1.43	1.43	mg/kg dry	EPA 6010D	03/18/26 10:57
Barium	67.8		2.39	2.39	mg/kg dry	EPA 6010D	03/18/26 10:57
Beryllium	0.778		0.048	0.048	mg/kg dry	EPA 6010D	03/18/26 10:57
Calcium	935		4.78	4.78	mg/kg dry	EPA 6010D	03/18/26 10:57
Chromium	22.5		0.478	0.478	mg/kg dry	EPA 6010D	03/18/26 10:57
Cobalt	12.0		0.382	0.382	mg/kg dry	EPA 6010D	03/18/26 10:57
Copper	28.9		1.91	1.91	mg/kg dry	EPA 6010D	03/18/26 10:57
Iron	30100		23.9	23.9	mg/kg dry	EPA 6010D	03/18/26 10:57
Lead	15.7		0.478	0.478	mg/kg dry	EPA 6010D	03/18/26 10:57
Magnesium	6620		4.78	4.78	mg/kg dry	EPA 6010D	03/18/26 10:57
Manganese	764		0.478	0.478	mg/kg dry	EPA 6010D	03/18/26 10:57
Nickel	27.2		0.952	0.952	mg/kg dry	EPA 6010D	03/18/26 10:57
Potassium	2290		4.78	4.78	mg/kg dry	EPA 6010D	03/18/26 10:57
Vanadium	29.4		0.952	0.952	mg/kg dry	EPA 6010D	03/18/26 10:57
Zinc	69.7		2.38	2.38	mg/kg dry	EPA 6010D	03/18/26 10:57
Mercury	0.0591		0.00968	0.0344	mg/kg dry	EPA 7473	03/16/26 15:15
pH	6.11	HT-pH		0.500	pH units	EPA 9045D	03/18/26 13:51
* % Solids	87.2		0.100	0.100	%	SM 2540G	03/13/26 10:50
* Phosphorous, Total as P	339		28.7	28.7	mg/kg dry	SM 4500-P B5/E	03/17/26 16:51
26C0754-13 - WB-SB01-GW							
Aluminum	7.99		0.134	0.556	mg/L	EPA 6010D	03/18/26 14:24



26C0754-13 - WB-SB01-GW

Barium	0.0430		0.00333	0.0278	mg/L	EPA 6010D	03/18/26 14:24
Calcium	32.4		0.163	0.556	mg/L	EPA 6010D	03/18/26 14:24
Chromium	0.00944		0.000493	0.00556	mg/L	EPA 6010D	03/18/26 14:24
Iron	8.66		0.0487	0.278	mg/L	EPA 6010D	03/18/26 14:24
Magnesium	9.11		0.0610	0.0667	mg/L	EPA 6010D	03/18/26 14:24
Manganese	0.485		0.00136	0.00556	mg/L	EPA 6010D	03/18/26 14:24
Potassium	4.29		0.741	1.11	mg/L	EPA 6010D	03/18/26 14:24
Sodium	3.65	M-BS	0.970	1.11	mg/L	EPA 6010D	03/18/26 14:24
Vanadium	0.0127		0.00106	0.0111	mg/L	EPA 6010D	03/18/26 14:24
Arsenic	2.84		1.11	1.11	ug/L	EPA 6020B	03/18/26 13:51
* pH	6.62	HT-pH		0.500	pH units	SM 4500 HB	03/13/26 12:39
Phosphorous, Total as P	1.7		0.10	0.10	mg/L	SM 4500-P B5/E	03/16/26 16:26

26C0754-14 - WB-SB02-GW

Aluminum	10.1		0.134	0.556	mg/L	EPA 6010D	03/18/26 14:26
Barium	0.0557		0.00333	0.0278	mg/L	EPA 6010D	03/18/26 14:26
Calcium	14.4		0.163	0.556	mg/L	EPA 6010D	03/18/26 14:26
Chromium	0.0103		0.000493	0.00556	mg/L	EPA 6010D	03/18/26 14:26
Cobalt	0.00522		0.00234	0.00444	mg/L	EPA 6010D	03/18/26 14:26
Iron	8.35		0.0487	0.278	mg/L	EPA 6010D	03/18/26 14:26
Magnesium	5.35		0.0610	0.0667	mg/L	EPA 6010D	03/18/26 14:26
Manganese	0.517		0.00136	0.00556	mg/L	EPA 6010D	03/18/26 14:26
Potassium	4.11		0.741	1.11	mg/L	EPA 6010D	03/18/26 14:26
Sodium	3.72	M-BS	0.970	1.11	mg/L	EPA 6010D	03/18/26 14:26
Vanadium	0.0156		0.00106	0.0111	mg/L	EPA 6010D	03/18/26 14:26
Zinc	0.0329		0.0123	0.0278	mg/L	EPA 6010D	03/18/26 14:26
Arsenic	3.18		1.11	1.11	ug/L	EPA 6020B	03/18/26 13:59
* pH	5.97	HT-pH		0.500	pH units	SM 4500 HB	03/13/26 12:54
Phosphorous, Total as P	0.68		0.10	0.10	mg/L	SM 4500-P B5/E	03/16/26 16:26

26C0754-15 - WB-SB03-GW

Aluminum	21.7		0.134	0.556	mg/L	EPA 6010D	03/18/26 14:27
Barium	0.138		0.00333	0.0278	mg/L	EPA 6010D	03/18/26 14:27
Calcium	59.0		0.163	0.556	mg/L	EPA 6010D	03/18/26 14:27
Chromium	0.0261		0.000493	0.00556	mg/L	EPA 6010D	03/18/26 14:27
Cobalt	0.0153		0.00234	0.00444	mg/L	EPA 6010D	03/18/26 14:27
Copper	0.0496		0.00580	0.0222	mg/L	EPA 6010D	03/18/26 14:27
Iron	29.6		0.0487	0.278	mg/L	EPA 6010D	03/18/26 14:27
Lead	0.0148		0.00658	0.00667	mg/L	EPA 6010D	03/18/26 14:27
Magnesium	16.5		0.0610	0.0667	mg/L	EPA 6010D	03/18/26 14:27
Manganese	1.91		0.00136	0.00556	mg/L	EPA 6010D	03/18/26 14:27
Nickel	0.0297		0.00396	0.0111	mg/L	EPA 6010D	03/18/26 14:27
Potassium	8.04		0.741	1.11	mg/L	EPA 6010D	03/18/26 14:27
Sodium	4.28	M-BS	0.970	1.11	mg/L	EPA 6010D	03/18/26 14:27
Vanadium	0.0353		0.00106	0.0111	mg/L	EPA 6010D	03/18/26 14:27
Zinc	0.0819		0.0123	0.0278	mg/L	EPA 6010D	03/18/26 14:27
Arsenic	10.7		1.11	1.11	ug/L	EPA 6020B	03/18/26 14:01
* pH	7.64	HT-pH		0.500	pH units	SM 4500 HB	03/13/26 13:02
Phosphorous, Total as P	1.5	QM-07	0.10	0.10	mg/L	SM 4500-P B5/E	03/18/26 16:21

26C0754-16 - WB-SB04-GW

Aluminum	18.4		0.134	0.556	mg/L	EPA 6010D	03/18/26 14:29
Barium	0.141		0.00333	0.0278	mg/L	EPA 6010D	03/18/26 14:29
Calcium	91.7		0.163	0.556	mg/L	EPA 6010D	03/18/26 14:29



26C0754-16 - WB-SB04-GW

Chromium	0.0219		0.000493	0.00556	mg/L	EPA 6010D	03/18/26 14:29
Cobalt	0.0128		0.00234	0.00444	mg/L	EPA 6010D	03/18/26 14:29
Copper	0.0398		0.00580	0.0222	mg/L	EPA 6010D	03/18/26 14:29
Iron	21.2		0.0487	0.278	mg/L	EPA 6010D	03/18/26 14:29
Lead	0.0121		0.00658	0.00667	mg/L	EPA 6010D	03/18/26 14:29
Magnesium	20.3		0.0610	0.0667	mg/L	EPA 6010D	03/18/26 14:29
Manganese	2.59		0.00136	0.00556	mg/L	EPA 6010D	03/18/26 14:29
Nickel	0.0236		0.00396	0.0111	mg/L	EPA 6010D	03/18/26 14:29
Potassium	7.46		0.741	1.11	mg/L	EPA 6010D	03/18/26 14:29
Sodium	4.94	M-BS	0.970	1.11	mg/L	EPA 6010D	03/18/26 14:29
Vanadium	0.0289		0.00106	0.0111	mg/L	EPA 6010D	03/18/26 14:29
Zinc	0.0779		0.0123	0.0278	mg/L	EPA 6010D	03/18/26 14:29
Arsenic	7.17		1.11	1.11	ug/L	EPA 6020B	03/18/26 14:02
* pH	7.82	HT-pH		0.500	pH units	SM 4500 HB	03/13/26 13:50
Phosphorous, Total as P	0.89		0.10	0.10	mg/L	SM 4500-P B5/E	03/18/26 16:21

26C0754-17 - WB-SB05-GW

Aluminum	25.7		0.134	0.556	mg/L	EPA 6010D	03/18/26 14:30
Barium	0.123		0.00333	0.0278	mg/L	EPA 6010D	03/18/26 14:30
Calcium	84.0		0.163	0.556	mg/L	EPA 6010D	03/18/26 14:30
Chromium	0.0346		0.000493	0.00556	mg/L	EPA 6010D	03/18/26 14:30
Cobalt	0.0203		0.00234	0.00444	mg/L	EPA 6010D	03/18/26 14:30
Copper	0.0518		0.00580	0.0222	mg/L	EPA 6010D	03/18/26 14:30
Iron	34.7		0.0487	0.278	mg/L	EPA 6010D	03/18/26 14:30
Lead	0.0143		0.00658	0.00667	mg/L	EPA 6010D	03/18/26 14:30
Magnesium	27.1		0.0610	0.0667	mg/L	EPA 6010D	03/18/26 14:30
Manganese	2.54		0.00136	0.00556	mg/L	EPA 6010D	03/18/26 14:30
Nickel	0.0356		0.00396	0.0111	mg/L	EPA 6010D	03/18/26 14:30
Potassium	9.44		0.741	1.11	mg/L	EPA 6010D	03/18/26 14:30
Sodium	6.89	M-BS	0.970	1.11	mg/L	EPA 6010D	03/18/26 14:30
Vanadium	0.0400		0.00106	0.0111	mg/L	EPA 6010D	03/18/26 14:30
Zinc	0.103		0.0123	0.0278	mg/L	EPA 6010D	03/18/26 14:30
Arsenic	11.8		1.11	1.11	ug/L	EPA 6020B	03/18/26 14:04
Beryllium	0.343		0.333	0.333	ug/L	EPA 6020B	03/18/26 14:04
* pH	7.98	HT-pH		0.500	pH units	SM 4500 HB	03/13/26 14:00
Phosphorous, Total as P	1.9		0.10	0.10	mg/L	SM 4500-P B5/E	03/18/26 16:21

26C0754-18 - WB-SB03-GW

Aluminum	20.1		0.134	0.556	mg/L	EPA 6010D	03/18/26 14:32
Barium	0.113		0.00333	0.0278	mg/L	EPA 6010D	03/18/26 14:32
Calcium	41.0		0.163	0.556	mg/L	EPA 6010D	03/18/26 14:32
Chromium	0.0242		0.000493	0.00556	mg/L	EPA 6010D	03/18/26 14:32
Cobalt	0.0141		0.00234	0.00444	mg/L	EPA 6010D	03/18/26 14:32
Copper	0.0359		0.00580	0.0222	mg/L	EPA 6010D	03/18/26 14:32
Iron	24.6		0.0487	0.278	mg/L	EPA 6010D	03/18/26 14:32
Lead	0.0130		0.00658	0.00667	mg/L	EPA 6010D	03/18/26 14:32
Magnesium	13.1		0.0610	0.0667	mg/L	EPA 6010D	03/18/26 14:32
Manganese	1.42		0.00136	0.00556	mg/L	EPA 6010D	03/18/26 14:32
Nickel	0.0250		0.00396	0.0111	mg/L	EPA 6010D	03/18/26 14:32
Potassium	7.81		0.741	1.11	mg/L	EPA 6010D	03/18/26 14:32
Sodium	5.58	M-BS	0.970	1.11	mg/L	EPA 6010D	03/18/26 14:32
Vanadium	0.0331		0.00106	0.0111	mg/L	EPA 6010D	03/18/26 14:32
Zinc	0.0754		0.0123	0.0278	mg/L	EPA 6010D	03/18/26 14:32
Arsenic	8.15		1.11	1.11	ug/L	EPA 6020B	03/18/26 14:06



26C0754-18 - WB-SB03-GW

* pH	7.77	HT-pH		0.500	pH units	SM 4500 HB	03/13/26 14:13
Phosphorous, Total as P	1.5		0.10	0.10	mg/L	SM 4500-P B5/E	03/18/26 16:21



Client: LaBella Associates (Ballston Spa)	Sample ID: 26C0754-01
Client Project: 2261164 WARWICK BESS- INVESTIGATION	Date Received: 03/12/2026
Client Sample ID: WB-SB-01 (10-13')	Collection Date/Time: 3/10/26 10:05

Lab ID: 26C0754-01	Laboratory: ALS Environmental - Stratford
Analysis: Semivolatile Organic Compounds by GC/MS	Matrix: Soil
Prep Method: Sample Prepared by Method: EPA 3546- SVOA RCP	

Parameter	Result	Flag	MDL	RL	Dilution	Units	Reference Method	Extracted	Analyzed	Analyst
1,1-Biphenyl	ND		0.0233	0.0465	1	mg/kg dry	EPA 8270E	3/14/26 8:05	3/14/26 01:05	AK
1,2,4,5-Tetrachlorobenzene	ND		0.0465	0.0929	1	mg/kg dry	EPA 8270E	3/14/26 8:05	3/14/26 01:05	AK
1,2,4-Trichlorobenzene	ND		0.0233	0.0465	1	mg/kg dry	EPA 8270E	3/14/26 8:05	3/14/26 01:05	AK
1,2-Dichlorobenzene	ND		0.0233	0.0465	1	mg/kg dry	EPA 8270E	3/14/26 8:05	3/14/26 01:05	AK
1,2-Diphenylhydrazine (as Azobenzene)	ND		0.0233	0.0465	1	mg/kg dry	EPA 8270E	3/14/26 8:05	3/14/26 01:05	AK
1,3-Dichlorobenzene	ND		0.0233	0.0465	1	mg/kg dry	EPA 8270E	3/14/26 8:05	3/14/26 01:05	AK
1,4-Dichlorobenzene	ND		0.0233	0.0465	1	mg/kg dry	EPA 8270E	3/14/26 8:05	3/14/26 01:05	AK
2,3,4,6-Tetrachlorophenol	ND		0.0465	0.0929	1	mg/kg dry	EPA 8270E	3/14/26 8:05	3/14/26 01:05	AK
2,4,5-Trichlorophenol	ND		0.0233	0.0465	1	mg/kg dry	EPA 8270E	3/14/26 8:05	3/14/26 01:05	AK
2,4,6-Trichlorophenol	ND		0.0233	0.0465	1	mg/kg dry	EPA 8270E	3/14/26 8:05	3/14/26 01:05	AK
2,4-Dichlorophenol	ND		0.0233	0.0465	1	mg/kg dry	EPA 8270E	3/14/26 8:05	3/14/26 01:05	AK
2,4-Dimethylphenol	ND		0.0233	0.0465	1	mg/kg dry	EPA 8270E	3/14/26 8:05	3/14/26 01:05	AK
2,4-Dinitrophenol	ND	CAL-E	0.0465	0.0929	1	mg/kg dry	EPA 8270E	3/14/26 8:05	3/14/26 01:05	AK
2,4-Dinitrotoluene	ND		0.0233	0.0465	1	mg/kg dry	EPA 8270E	3/14/26 8:05	3/14/26 01:05	AK
2,6-Dinitrotoluene	ND		0.0233	0.0465	1	mg/kg dry	EPA 8270E	3/14/26 8:05	3/14/26 01:05	AK
2-Chloronaphthalene	ND		0.0233	0.0465	1	mg/kg dry	EPA 8270E	3/14/26 8:05	3/14/26 01:05	AK
2-Chlorophenol	ND		0.0233	0.0465	1	mg/kg dry	EPA 8270E	3/14/26 8:05	3/14/26 01:05	AK
2-Methylnaphthalene	ND		0.0233	0.0465	1	mg/kg dry	EPA 8270E	3/14/26 8:05	3/14/26 01:05	AK
2-Methylphenol	ND		0.0233	0.0465	1	mg/kg dry	EPA 8270E	3/14/26 8:05	3/14/26 01:05	AK
2-Nitroaniline	ND		0.0465	0.0929	1	mg/kg dry	EPA 8270E	3/14/26 8:05	3/14/26 01:05	AK
2-Nitrophenol	ND		0.0233	0.0465	1	mg/kg dry	EPA 8270E	3/14/26 8:05	3/14/26 01:05	AK
* 3- & 4-Methylphenols	ND		0.0233	0.0465	1	mg/kg dry	EPA 8270E	3/14/26 8:05	3/14/26 01:05	AK
3,3-Dichlorobenzidine	ND		0.0233	0.0465	1	mg/kg dry	EPA 8270E	3/14/26 8:05	3/14/26 01:05	AK
3-Nitroaniline	ND		0.0465	0.0929	1	mg/kg dry	EPA 8270E	3/14/26 8:05	3/14/26 01:05	AK
4,6-Dinitro-2-methylphenol	ND	CAL-E	0.0465	0.0929	1	mg/kg dry	EPA 8270E	3/14/26 8:05	3/14/26 01:05	AK
4-Bromophenyl phenyl ether	ND		0.0233	0.0465	1	mg/kg dry	EPA 8270E	3/14/26 8:05	3/14/26 01:05	AK
4-Chloro-3-methylphenol	ND		0.0233	0.0465	1	mg/kg dry	EPA 8270E	3/14/26 8:05	3/14/26 01:05	AK
4-Chloroaniline	ND		0.0233	0.0465	1	mg/kg dry	EPA 8270E	3/14/26 8:05	3/14/26 01:05	AK
4-Chlorophenyl phenyl ether	ND		0.0233	0.0465	1	mg/kg dry	EPA 8270E	3/14/26 8:05	3/14/26 01:05	AK
4-Nitroaniline	ND		0.0465	0.0929	1	mg/kg dry	EPA 8270E	3/14/26 8:05	3/14/26 01:05	AK
4-Nitrophenol	ND		0.0465	0.0929	1	mg/kg dry	EPA 8270E	3/14/26 8:05	3/14/26 01:05	AK
Acenaphthene	ND		0.0233	0.0465	1	mg/kg dry	EPA 8270E	3/14/26 8:05	3/14/26 01:05	AK
Acenaphthylene	ND		0.0233	0.0465	1	mg/kg dry	EPA 8270E	3/14/26 8:05	3/14/26 01:05	AK
Acetophenone	ND		0.0233	0.0465	1	mg/kg dry	EPA 8270E	3/14/26 8:05	3/14/26 01:05	AK
Aniline	ND		0.0404	0.186	1	mg/kg dry	EPA 8270E	3/14/26 8:05	3/14/26 01:05	AK
Anthracene	ND		0.0233	0.0465	1	mg/kg dry	EPA 8270E	3/14/26 8:05	3/14/26 01:05	AK
Atrazine	ND		0.0233	0.0465	1	mg/kg dry	EPA 8270E	3/14/26 8:05	3/14/26 01:05	AK
Benzaldehyde	ND		0.0233	0.0465	1	mg/kg dry	EPA 8270E	3/14/26 8:05	3/14/26 01:05	AK
Benzidine	ND	CAL-E	0.0932	0.186	1	mg/kg dry	EPA 8270E	3/14/26 8:05	3/14/26 01:05	AK
Benzo(a)anthracene	ND		0.0233	0.0465	1	mg/kg dry	EPA 8270E	3/14/26 8:05	3/14/26 01:05	AK
Benzo(a)pyrene	ND		0.0233	0.0465	1	mg/kg dry	EPA 8270E	3/14/26 8:05	3/14/26 01:05	AK
Benzo(b)fluoranthene	ND		0.0233	0.0465	1	mg/kg dry	EPA 8270E	3/14/26 8:05	3/14/26 01:05	AK
Benzo(g,h,i)perylene	ND		0.0233	0.0465	1	mg/kg dry	EPA 8270E	3/14/26 8:05	3/14/26 01:05	AK
Benzo(k)fluoranthene	ND		0.0233	0.0465	1	mg/kg dry	EPA 8270E	3/14/26 8:05	3/14/26 01:05	AK
Benzoic acid	ND		0.0233	0.0465	1	mg/kg dry	EPA 8270E	3/14/26 8:05	3/14/26 01:05	AK



Client:	LaBella Associates (Ballston Spa)	Sample ID:	26C0754-01
Client Project:	2261164 WARWICK BESS- INVESTIGATION	Date Received:	03/12/2026
Client Sample ID:	WB-SB-01 (10-13')	Collection Date/Time:	3/10/26 10:05

Lab ID:	26C0754-01	Laboratory:	ALS Environmental - Stratford
Analysis:	Semivolatile Organic Compounds by GC/MS	Matrix:	Soil
Prep Method:	Sample Prepared by Method: EPA 3546- SVOA RCP		

Parameter	Result	Flag	MDL	RL	Dilution	Units	Reference Method	Extracted	Analyzed	Analyst
Benzyl alcohol	ND		0.0233	0.0465	1	mg/kg dry	EPA 8270E	3/14/26 8:05	3/14/26 01:05	AK
Benzyl butyl phthalate	ND		0.0233	0.0465	1	mg/kg dry	EPA 8270E	3/14/26 8:05	3/14/26 01:05	AK
Bis(2-chloroethoxy)methane	ND		0.0233	0.0465	1	mg/kg dry	EPA 8270E	3/14/26 8:05	3/14/26 01:05	AK
Bis(2-chloroethyl)ether	ND		0.0233	0.0465	1	mg/kg dry	EPA 8270E	3/14/26 8:05	3/14/26 01:05	AK
Bis(2-chloroisopropyl)ether	ND	CCVE	0.0233	0.0465	1	mg/kg dry	EPA 8270E	3/14/26 8:05	3/14/26 01:05	AK
Bis(2-ethylhexyl)phthalate	ND		0.0233	0.0465	1	mg/kg dry	EPA 8270E	3/14/26 8:05	3/14/26 01:05	AK
Caprolactam	ND		0.0465	0.0929	1	mg/kg dry	EPA 8270E	3/14/26 8:05	3/14/26 01:05	AK
Carbazole	ND		0.0233	0.0465	1	mg/kg dry	EPA 8270E	3/14/26 8:05	3/14/26 01:05	AK
Chrysene	ND		0.0233	0.0465	1	mg/kg dry	EPA 8270E	3/14/26 8:05	3/14/26 01:05	AK
Dibenzo(a,h)anthracene	ND		0.0233	0.0465	1	mg/kg dry	EPA 8270E	3/14/26 8:05	3/14/26 01:05	AK
Dibenzofuran	ND		0.0233	0.0465	1	mg/kg dry	EPA 8270E	3/14/26 8:05	3/14/26 01:05	AK
Diethyl phthalate	ND		0.0233	0.0465	1	mg/kg dry	EPA 8270E	3/14/26 8:05	3/14/26 01:05	AK
Dimethyl phthalate	ND		0.0233	0.0465	1	mg/kg dry	EPA 8270E	3/14/26 8:05	3/14/26 01:05	AK
Di-n-butyl phthalate	ND		0.0233	0.0465	1	mg/kg dry	EPA 8270E	3/14/26 8:05	3/14/26 01:05	AK
Di-n-octyl phthalate	ND		0.0233	0.0465	1	mg/kg dry	EPA 8270E	3/14/26 8:05	3/14/26 01:05	AK
Fluoranthene	ND		0.0233	0.0465	1	mg/kg dry	EPA 8270E	3/14/26 8:05	3/14/26 01:05	AK
Fluorene	ND		0.0233	0.0465	1	mg/kg dry	EPA 8270E	3/14/26 8:05	3/14/26 01:05	AK
Hexachlorobenzene	ND		0.0233	0.0465	1	mg/kg dry	EPA 8270E	3/14/26 8:05	3/14/26 01:05	AK
Hexachlorobutadiene	ND		0.0233	0.0465	1	mg/kg dry	EPA 8270E	3/14/26 8:05	3/14/26 01:05	AK
Hexachlorocyclopentadiene	ND	CCVE	0.0233	0.0465	1	mg/kg dry	EPA 8270E	3/14/26 8:05	3/14/26 01:05	AK
Hexachloroethane	ND		0.0233	0.0465	1	mg/kg dry	EPA 8270E	3/14/26 8:05	3/14/26 01:05	AK
Indeno(1,2,3-cd)pyrene	ND		0.0233	0.0465	1	mg/kg dry	EPA 8270E	3/14/26 8:05	3/14/26 01:05	AK
Isophorone	ND		0.0233	0.0465	1	mg/kg dry	EPA 8270E	3/14/26 8:05	3/14/26 01:05	AK
Naphthalene	ND		0.0233	0.0465	1	mg/kg dry	EPA 8270E	3/14/26 8:05	3/14/26 01:05	AK
Nitrobenzene	ND		0.0233	0.0465	1	mg/kg dry	EPA 8270E	3/14/26 8:05	3/14/26 01:05	AK
N-Nitrosodimethylamine	ND		0.0233	0.0465	1	mg/kg dry	EPA 8270E	3/14/26 8:05	3/14/26 01:05	AK
N-nitroso-di-n-propylamine	ND		0.0233	0.0465	1	mg/kg dry	EPA 8270E	3/14/26 8:05	3/14/26 01:05	AK
N-Nitrosodiphenylamine	ND		0.0233	0.0465	1	mg/kg dry	EPA 8270E	3/14/26 8:05	3/14/26 01:05	AK
Pentachlorophenol	ND	CCVE	0.0233	0.0465	1	mg/kg dry	EPA 8270E	3/14/26 8:05	3/14/26 01:05	AK
Phenanthrene	ND		0.0233	0.0465	1	mg/kg dry	EPA 8270E	3/14/26 8:05	3/14/26 01:05	AK
Phenol	ND		0.0233	0.0465	1	mg/kg dry	EPA 8270E	3/14/26 8:05	3/14/26 01:05	AK
Pyrene	ND		0.0233	0.0465	1	mg/kg dry	EPA 8270E	3/14/26 8:05	3/14/26 01:05	AK
Pyridine	ND		0.0932	0.186	1	mg/kg dry	EPA 8270E	3/14/26 8:05	3/14/26 01:05	AK

Surrogate Recoveries	Result	Flag	Acceptance Range	Reference	Analyzed
Surrogate: SURRE: 2-Fluorophenol	35.4 %		20-108	EPA 8270E	3/14/26 01:05
Surrogate: SURRE: Phenol-d6	32.6 %		23-114	EPA 8270E	3/14/26 01:05
Surrogate: SURRE: Nitrobenzene-d5	28.6 %		22-108	EPA 8270E	3/14/26 01:05
Surrogate: SURRE: 2-Fluorobiphenyl	35.6 %		21-113	EPA 8270E	3/14/26 01:05
Surrogate: SURRE: 2,4,6-Tribromophenol	25.0 %		19-110	EPA 8270E	3/14/26 01:05
Surrogate: SURRE: Terphenyl-d14	39.2 %		24-116	EPA 8270E	3/14/26 01:05



Client:	LaBella Associates (Ballston Spa)	Sample ID:	26C0754-01
Client Project:	2261164 WARWICK BESS- INVESTIGATION	Date Received:	03/12/2026
Client Sample ID:	WB-SB-01 (10-13')	Collection Date/Time:	3/10/26 10:05

Lab ID:	26C0754-01	Laboratory:	ALS Environmental - Stratford
Analysis:	Metals Total	Matrix:	Soil
Prep Method:	Sample Prepared by Method: EPA 3050B		

Parameter	Result	Flag	MDL	RL	Dilution	Units	Reference Method	Extracted	Analyzed	Analyst
Aluminum	11000		4.80	4.80	1	mg/kg dry	EPA 6010D	3/16/26 14:44	3/17/26 11:41	AGNR
Antimony	ND		2.40	2.40	1	mg/kg dry	EPA 6010D	3/16/26 14:44	3/17/26 11:41	AGNR
Arsenic	5.91		1.44	1.44	1	mg/kg dry	EPA 6010D	3/16/26 14:44	3/17/26 11:41	AGNR
Barium	33.6		2.40	2.40	1	mg/kg dry	EPA 6010D	3/16/26 14:44	3/17/26 11:41	AGNR
Beryllium	0.437		0.048	0.048	1	mg/kg dry	EPA 6010D	3/16/26 14:44	3/17/26 11:41	AGNR
Cadmium	ND		0.288	0.288	1	mg/kg dry	EPA 6010D	3/16/26 14:44	3/17/26 11:41	AGNR
Calcium	1570	B	4.80	4.80	1	mg/kg dry	EPA 6010D	3/16/26 14:44	3/17/26 11:41	AGNR
Chromium	14.3		0.480	0.480	1	mg/kg dry	EPA 6010D	3/16/26 14:44	3/17/26 11:41	AGNR
Cobalt	8.14		0.384	0.384	1	mg/kg dry	EPA 6010D	3/16/26 14:44	3/17/26 11:41	AGNR
Copper	21.8		1.92	1.92	1	mg/kg dry	EPA 6010D	3/16/26 14:44	3/17/26 11:41	AGNR
Iron	19700		24.0	24.0	1	mg/kg dry	EPA 6010D	3/16/26 14:44	3/17/26 11:41	AGNR
Lead	8.42		0.480	0.480	1	mg/kg dry	EPA 6010D	3/16/26 14:44	3/17/26 11:41	AGNR
Magnesium	4870		4.80	4.80	1	mg/kg dry	EPA 6010D	3/16/26 14:44	3/17/26 11:41	AGNR
Manganese	597		0.480	0.480	1	mg/kg dry	EPA 6010D	3/16/26 14:44	3/17/26 11:41	AGNR
Nickel	18.8		0.956	0.956	1	mg/kg dry	EPA 6010D	3/16/26 14:44	3/17/26 11:41	AGNR
Potassium	1850		4.80	4.80	1	mg/kg dry	EPA 6010D	3/16/26 14:44	3/17/26 11:41	AGNR
Selenium	ND		2.40	2.40	1	mg/kg dry	EPA 6010D	3/16/26 14:44	3/17/26 11:41	AGNR
Silver	ND		0.484	0.484	1	mg/kg dry	EPA 6010D	3/16/26 14:44	3/17/26 11:41	AGNR
Sodium	ND		48.0	48.0	1	mg/kg dry	EPA 6010D	3/16/26 14:44	3/17/26 11:41	AGNR
Thallium	ND		1.15	1.92	1	mg/kg dry	EPA 6010D	3/16/26 14:44	3/17/26 11:41	AGNR
Vanadium	16.9		0.956	0.956	1	mg/kg dry	EPA 6010D	3/16/26 14:44	3/17/26 11:41	AGNR
Zinc	47.5		2.39	2.39	1	mg/kg dry	EPA 6010D	3/16/26 14:44	3/17/26 11:41	AGNR

Lab ID:	26C0754-01	Laboratory:	ALS Environmental - Stratford
Analysis:	Mercury Total	Matrix:	Soil
Prep Method:	Sample Prepared by Method: EPA 7473 soil		

Parameter	Result	Flag	MDL	RL	Dilution	Units	Reference Method	Extracted	Analyzed	Analyst
Mercury	ND		0.00989	0.0351	1	mg/kg dry	EPA 7473	3/16/26 9:17	3/16/26 11:56	LCB



Client:	LaBella Associates (Ballston Spa)	Sample ID:	26C0754-01
Client Project:	2261164 WARWICK BESS- INVESTIGATION	Date Received:	03/12/2026
Client Sample ID:	WB-SB-01 (10-13')	Collection Date/Time:	3/10/26 10:05

Lab ID:	26C0754-01	Laboratory:	ALS Environmental - Stratford
Analysis:	Anions by Ion Chromatography	Matrix:	Soil
Prep Method:	Sample Prepared by Method: EPA 300		

Parameter	Result	Flag	MDL	RL	Dilution	Units	Reference Method	Extracted	Analyzed	Analyst
* Fluoride	ND		2.00	2.00	1	mg/kg	EPA 300.0 Rev 2.1	3/17/26 1:22	3/17/26 01:22	DNP

Lab ID:	26C0754-01	Laboratory:	ALS Environmental - Stratford
Analysis:	Wet Chemistry Parameters	Matrix:	Soil
Prep Method:	Sample Prepared by Method: Analysis Preparation		

Parameter	Result	Flag	MDL	RL	Dilution	Units	Reference Method	Extracted	Analyzed	Analyst
pH	6.98	HT-pH		0.500	1	pH units	EPA 9045D	3/13/26 6:48	3/13/26 13:36	SMM
* Phosphorous, Total as P	563		29.3	29.3	10	mg/kg dry	SM 4500-P B5/E	3/16/26 16:30	3/16/26 19:30	sml

Lab ID:	26C0754-01	Laboratory:	ALS Environmental - Stratford
Analysis:	Miscellaneous Physical Parameters	Matrix:	Soil
Prep Method:	Sample Prepared by Method: % Solids Prep		

Parameter	Result	Flag	MDL	RL	Dilution	Units	Reference Method	Extracted	Analyzed	Analyst
* % Solids	85.4		0.100	0.100	1	%	SM 2540G	3/13/26 8:45	3/13/26 10:50	CD

Client:	LaBella Associates (Ballston Spa)	Sample ID:	26C0754-02
Client Project:	2261164 WARWICK BESS- INVESTIGATION	Date Received:	03/12/2026
Client Sample ID:	WB-SB-02 (8-12')	Collection Date/Time:	3/10/26 11:00

Lab ID:	26C0754-02	Laboratory:	ALS Environmental - Stratford
Analysis:	Semivolatile Organic Compounds by GC/MS	Matrix:	Soil
Prep Method:	Sample Prepared by Method: EPA 3546- SVOA RCP		

Parameter	Result	Flag	MDL	RL	Dilution	Units	Reference Method	Extracted	Analyzed	Analyst
1,1-Biphenyl	ND		0.0234	0.0467	1	mg/kg dry	EPA 8270E	3/14/26 8:05	3/14/26 01:38	AK
1,2,4,5-Tetrachlorobenzene	ND		0.0467	0.0934	1	mg/kg dry	EPA 8270E	3/14/26 8:05	3/14/26 01:38	AK
1,2,4-Trichlorobenzene	ND		0.0234	0.0467	1	mg/kg dry	EPA 8270E	3/14/26 8:05	3/14/26 01:38	AK
1,2-Dichlorobenzene	ND		0.0234	0.0467	1	mg/kg dry	EPA 8270E	3/14/26 8:05	3/14/26 01:38	AK
1,2-Diphenylhydrazine (as Azobenzene)	ND		0.0234	0.0467	1	mg/kg dry	EPA 8270E	3/14/26 8:05	3/14/26 01:38	AK
1,3-Dichlorobenzene	ND		0.0234	0.0467	1	mg/kg dry	EPA 8270E	3/14/26 8:05	3/14/26 01:38	AK
1,4-Dichlorobenzene	ND		0.0234	0.0467	1	mg/kg dry	EPA 8270E	3/14/26 8:05	3/14/26 01:38	AK
2,3,4,6-Tetrachlorophenol	ND		0.0467	0.0934	1	mg/kg dry	EPA 8270E	3/14/26 8:05	3/14/26 01:38	AK
2,4,5-Trichlorophenol	ND		0.0234	0.0467	1	mg/kg dry	EPA 8270E	3/14/26 8:05	3/14/26 01:38	AK



Client:	LaBella Associates (Ballston Spa)	Sample ID:	26C0754-02
Client Project:	2261164 WARWICK BESS- INVESTIGATION	Date Received:	03/12/2026
Client Sample ID:	WB-SB-02 (8-12')	Collection Date/Time:	3/10/26 11:00

Lab ID:	26C0754-02	Laboratory:	ALS Environmental - Stratford
Analysis:	Semivolatile Organic Compounds by GC/MS	Matrix:	Soil
Prep Method:	Sample Prepared by Method: EPA 3546- SVOA RCP		

Parameter	Result	Flag	MDL	RL	Dilution	Units	Reference Method	Extracted	Analyzed	Analyst
2,4,6-Trichlorophenol	ND		0.0234	0.0467	1	mg/kg dry	EPA 8270E	3/14/26 8:05	3/14/26 01:38	AK
2,4-Dichlorophenol	ND		0.0234	0.0467	1	mg/kg dry	EPA 8270E	3/14/26 8:05	3/14/26 01:38	AK
2,4-Dimethylphenol	ND		0.0234	0.0467	1	mg/kg dry	EPA 8270E	3/14/26 8:05	3/14/26 01:38	AK
2,4-Dinitrophenol	ND	CAL-E	0.0467	0.0934	1	mg/kg dry	EPA 8270E	3/14/26 8:05	3/14/26 01:38	AK
2,4-Dinitrotoluene	ND		0.0234	0.0467	1	mg/kg dry	EPA 8270E	3/14/26 8:05	3/14/26 01:38	AK
2,6-Dinitrotoluene	ND		0.0234	0.0467	1	mg/kg dry	EPA 8270E	3/14/26 8:05	3/14/26 01:38	AK
2-Chloronaphthalene	ND		0.0234	0.0467	1	mg/kg dry	EPA 8270E	3/14/26 8:05	3/14/26 01:38	AK
2-Chlorophenol	ND		0.0234	0.0467	1	mg/kg dry	EPA 8270E	3/14/26 8:05	3/14/26 01:38	AK
2-Methylnaphthalene	ND		0.0234	0.0467	1	mg/kg dry	EPA 8270E	3/14/26 8:05	3/14/26 01:38	AK
2-Methylphenol	ND		0.0234	0.0467	1	mg/kg dry	EPA 8270E	3/14/26 8:05	3/14/26 01:38	AK
2-Nitroaniline	ND		0.0467	0.0934	1	mg/kg dry	EPA 8270E	3/14/26 8:05	3/14/26 01:38	AK
2-Nitrophenol	ND		0.0234	0.0467	1	mg/kg dry	EPA 8270E	3/14/26 8:05	3/14/26 01:38	AK
* 3- & 4-Methylphenols	ND		0.0234	0.0467	1	mg/kg dry	EPA 8270E	3/14/26 8:05	3/14/26 01:38	AK
3,3-Dichlorobenzidine	ND		0.0234	0.0467	1	mg/kg dry	EPA 8270E	3/14/26 8:05	3/14/26 01:38	AK
3-Nitroaniline	ND		0.0467	0.0934	1	mg/kg dry	EPA 8270E	3/14/26 8:05	3/14/26 01:38	AK
4,6-Dinitro-2-methylphenol	ND	CAL-E	0.0467	0.0934	1	mg/kg dry	EPA 8270E	3/14/26 8:05	3/14/26 01:38	AK
4-Bromophenyl phenyl ether	ND		0.0234	0.0467	1	mg/kg dry	EPA 8270E	3/14/26 8:05	3/14/26 01:38	AK
4-Chloro-3-methylphenol	ND		0.0234	0.0467	1	mg/kg dry	EPA 8270E	3/14/26 8:05	3/14/26 01:38	AK
4-Chloroaniline	ND		0.0234	0.0467	1	mg/kg dry	EPA 8270E	3/14/26 8:05	3/14/26 01:38	AK
4-Chlorophenyl phenyl ether	ND		0.0234	0.0467	1	mg/kg dry	EPA 8270E	3/14/26 8:05	3/14/26 01:38	AK
4-Nitroaniline	ND		0.0467	0.0934	1	mg/kg dry	EPA 8270E	3/14/26 8:05	3/14/26 01:38	AK
4-Nitrophenol	ND		0.0467	0.0934	1	mg/kg dry	EPA 8270E	3/14/26 8:05	3/14/26 01:38	AK
Acenaphthene	ND		0.0234	0.0467	1	mg/kg dry	EPA 8270E	3/14/26 8:05	3/14/26 01:38	AK
Acenaphthylene	ND		0.0234	0.0467	1	mg/kg dry	EPA 8270E	3/14/26 8:05	3/14/26 01:38	AK
Acetophenone	ND		0.0234	0.0467	1	mg/kg dry	EPA 8270E	3/14/26 8:05	3/14/26 01:38	AK
Aniline	ND		0.0406	0.187	1	mg/kg dry	EPA 8270E	3/14/26 8:05	3/14/26 01:38	AK
Anthracene	ND		0.0234	0.0467	1	mg/kg dry	EPA 8270E	3/14/26 8:05	3/14/26 01:38	AK
Atrazine	ND		0.0234	0.0467	1	mg/kg dry	EPA 8270E	3/14/26 8:05	3/14/26 01:38	AK
Benzaldehyde	ND		0.0234	0.0467	1	mg/kg dry	EPA 8270E	3/14/26 8:05	3/14/26 01:38	AK
Benzidine	ND	CAL-E	0.0936	0.187	1	mg/kg dry	EPA 8270E	3/14/26 8:05	3/14/26 01:38	AK
Benzo(a)anthracene	ND		0.0234	0.0467	1	mg/kg dry	EPA 8270E	3/14/26 8:05	3/14/26 01:38	AK
Benzo(a)pyrene	ND		0.0234	0.0467	1	mg/kg dry	EPA 8270E	3/14/26 8:05	3/14/26 01:38	AK
Benzo(b)fluoranthene	ND		0.0234	0.0467	1	mg/kg dry	EPA 8270E	3/14/26 8:05	3/14/26 01:38	AK
Benzo(g,h,i)perylene	ND		0.0234	0.0467	1	mg/kg dry	EPA 8270E	3/14/26 8:05	3/14/26 01:38	AK
Benzo(k)fluoranthene	ND		0.0234	0.0467	1	mg/kg dry	EPA 8270E	3/14/26 8:05	3/14/26 01:38	AK
Benzoic acid	ND		0.0234	0.0467	1	mg/kg dry	EPA 8270E	3/14/26 8:05	3/14/26 01:38	AK
Benzyl alcohol	ND		0.0234	0.0467	1	mg/kg dry	EPA 8270E	3/14/26 8:05	3/14/26 01:38	AK
Benzyl butyl phthalate	ND		0.0234	0.0467	1	mg/kg dry	EPA 8270E	3/14/26 8:05	3/14/26 01:38	AK
Bis(2-chloroethoxy)methane	ND		0.0234	0.0467	1	mg/kg dry	EPA 8270E	3/14/26 8:05	3/14/26 01:38	AK
Bis(2-chloroethyl)ether	ND		0.0234	0.0467	1	mg/kg dry	EPA 8270E	3/14/26 8:05	3/14/26 01:38	AK
Bis(2-chloroisopropyl)ether	ND	CCVE	0.0234	0.0467	1	mg/kg dry	EPA 8270E	3/14/26 8:05	3/14/26 01:38	AK
Bis(2-ethylhexyl)phthalate	ND		0.0234	0.0467	1	mg/kg dry	EPA 8270E	3/14/26 8:05	3/14/26 01:38	AK
Caprolactam	ND		0.0467	0.0934	1	mg/kg dry	EPA 8270E	3/14/26 8:05	3/14/26 01:38	AK
Carbazole	ND		0.0234	0.0467	1	mg/kg dry	EPA 8270E	3/14/26 8:05	3/14/26 01:38	AK
Chrysene	ND		0.0234	0.0467	1	mg/kg dry	EPA 8270E	3/14/26 8:05	3/14/26 01:38	AK
Dibenzo(a,h)anthracene	ND		0.0234	0.0467	1	mg/kg dry	EPA 8270E	3/14/26 8:05	3/14/26 01:38	AK



Client:	LaBella Associates (Ballston Spa)	Sample ID:	26C0754-02
Client Project:	2261164 WARWICK BESS- INVESTIGATION	Date Received:	03/12/2026
Client Sample ID:	WB-SB-02 (8-12')	Collection Date/Time:	3/10/26 11:00

Lab ID:	26C0754-02	Laboratory:	ALS Environmental - Stratford
Analysis:	Semivolatile Organic Compounds by GC/MS	Matrix:	Soil
Prep Method:	Sample Prepared by Method: EPA 3546- SVOA RCP		

Parameter	Result	Flag	MDL	RL	Dilution	Units	Reference Method	Extracted	Analyzed	Analyst
Dibenzofuran	ND		0.0234	0.0467	1	mg/kg dry	EPA 8270E	3/14/26 8:05	3/14/26 01:38	AK
Diethyl phthalate	ND		0.0234	0.0467	1	mg/kg dry	EPA 8270E	3/14/26 8:05	3/14/26 01:38	AK
Dimethyl phthalate	ND		0.0234	0.0467	1	mg/kg dry	EPA 8270E	3/14/26 8:05	3/14/26 01:38	AK
Di-n-butyl phthalate	ND		0.0234	0.0467	1	mg/kg dry	EPA 8270E	3/14/26 8:05	3/14/26 01:38	AK
Di-n-octyl phthalate	ND		0.0234	0.0467	1	mg/kg dry	EPA 8270E	3/14/26 8:05	3/14/26 01:38	AK
Fluoranthene	ND		0.0234	0.0467	1	mg/kg dry	EPA 8270E	3/14/26 8:05	3/14/26 01:38	AK
Fluorene	ND		0.0234	0.0467	1	mg/kg dry	EPA 8270E	3/14/26 8:05	3/14/26 01:38	AK
Hexachlorobenzene	ND		0.0234	0.0467	1	mg/kg dry	EPA 8270E	3/14/26 8:05	3/14/26 01:38	AK
Hexachlorobutadiene	ND		0.0234	0.0467	1	mg/kg dry	EPA 8270E	3/14/26 8:05	3/14/26 01:38	AK
Hexachlorocyclopentadiene	ND	CCVE	0.0234	0.0467	1	mg/kg dry	EPA 8270E	3/14/26 8:05	3/14/26 01:38	AK
Hexachloroethane	ND		0.0234	0.0467	1	mg/kg dry	EPA 8270E	3/14/26 8:05	3/14/26 01:38	AK
Indeno(1,2,3-cd)pyrene	ND		0.0234	0.0467	1	mg/kg dry	EPA 8270E	3/14/26 8:05	3/14/26 01:38	AK
Isophorone	ND		0.0234	0.0467	1	mg/kg dry	EPA 8270E	3/14/26 8:05	3/14/26 01:38	AK
Naphthalene	ND		0.0234	0.0467	1	mg/kg dry	EPA 8270E	3/14/26 8:05	3/14/26 01:38	AK
Nitrobenzene	ND		0.0234	0.0467	1	mg/kg dry	EPA 8270E	3/14/26 8:05	3/14/26 01:38	AK
N-Nitrosodimethylamine	ND		0.0234	0.0467	1	mg/kg dry	EPA 8270E	3/14/26 8:05	3/14/26 01:38	AK
N-nitroso-di-n-propylamine	ND		0.0234	0.0467	1	mg/kg dry	EPA 8270E	3/14/26 8:05	3/14/26 01:38	AK
N-Nitrosodiphenylamine	ND		0.0234	0.0467	1	mg/kg dry	EPA 8270E	3/14/26 8:05	3/14/26 01:38	AK
Pentachlorophenol	ND	CCVE	0.0234	0.0467	1	mg/kg dry	EPA 8270E	3/14/26 8:05	3/14/26 01:38	AK
Phenanthrene	ND		0.0234	0.0467	1	mg/kg dry	EPA 8270E	3/14/26 8:05	3/14/26 01:38	AK
Phenol	ND		0.0234	0.0467	1	mg/kg dry	EPA 8270E	3/14/26 8:05	3/14/26 01:38	AK
Pyrene	ND		0.0234	0.0467	1	mg/kg dry	EPA 8270E	3/14/26 8:05	3/14/26 01:38	AK
Pyridine	ND		0.0936	0.187	1	mg/kg dry	EPA 8270E	3/14/26 8:05	3/14/26 01:38	AK

Surrogate Recoveries	Result	Flag	Acceptance Range	Reference	Analyzed
Surrogate: SURR: 2-Fluorophenol	49.1 %		20-108	EPA 8270E	3/14/26 01:38
Surrogate: SURR: Phenol-d6	45.4 %		23-114	EPA 8270E	3/14/26 01:38
Surrogate: SURR: Nitrobenzene-d5	43.1 %		22-108	EPA 8270E	3/14/26 01:38
Surrogate: SURR: 2-Fluorobiphenyl	49.4 %		21-113	EPA 8270E	3/14/26 01:38
Surrogate: SURR: 2,4,6-Tribromophenol	36.9 %		19-110	EPA 8270E	3/14/26 01:38
Surrogate: SURR: Terphenyl-d14	56.2 %		24-116	EPA 8270E	3/14/26 01:38



Client:	LaBella Associates (Ballston Spa)	Sample ID:	26C0754-02
Client Project:	2261164 WARWICK BESS- INVESTIGATION	Date Received:	03/12/2026
Client Sample ID:	WB-SB-02 (8-12')	Collection Date/Time:	3/10/26 11:00

Lab ID:	26C0754-02	Laboratory:	ALS Environmental - Stratford
Analysis:	Metals Total	Matrix:	Soil
Prep Method:	Sample Prepared by Method: EPA 3050B		

Parameter	Result	Flag	MDL	RL	Dilution	Units	Reference Method	Extracted	Analyzed	Analyst
Aluminum	17300		4.78	4.78	1	mg/kg dry	EPA 6010D	3/16/26 14:44	3/17/26 11:43	AGNR
Antimony	ND		2.39	2.39	1	mg/kg dry	EPA 6010D	3/16/26 14:44	3/17/26 11:43	AGNR
Arsenic	8.26		1.43	1.43	1	mg/kg dry	EPA 6010D	3/16/26 14:44	3/17/26 11:43	AGNR
Barium	39.0		2.39	2.39	1	mg/kg dry	EPA 6010D	3/16/26 14:44	3/17/26 11:43	AGNR
Beryllium	0.648		0.048	0.048	1	mg/kg dry	EPA 6010D	3/16/26 14:44	3/17/26 11:43	AGNR
Cadmium	ND		0.287	0.287	1	mg/kg dry	EPA 6010D	3/16/26 14:44	3/17/26 11:43	AGNR
Calcium	1440	B	4.78	4.78	1	mg/kg dry	EPA 6010D	3/16/26 14:44	3/17/26 11:43	AGNR
Chromium	21.5		0.478	0.478	1	mg/kg dry	EPA 6010D	3/16/26 14:44	3/17/26 11:43	AGNR
Cobalt	12.7		0.382	0.382	1	mg/kg dry	EPA 6010D	3/16/26 14:44	3/17/26 11:43	AGNR
Copper	35.6		1.91	1.91	1	mg/kg dry	EPA 6010D	3/16/26 14:44	3/17/26 11:43	AGNR
Iron	33100		23.9	23.9	1	mg/kg dry	EPA 6010D	3/16/26 14:44	3/17/26 11:43	AGNR
Lead	12.1		0.478	0.478	1	mg/kg dry	EPA 6010D	3/16/26 14:44	3/17/26 11:43	AGNR
Magnesium	9380		4.78	4.78	1	mg/kg dry	EPA 6010D	3/16/26 14:44	3/17/26 11:43	AGNR
Manganese	843		0.478	0.478	1	mg/kg dry	EPA 6010D	3/16/26 14:44	3/17/26 11:43	AGNR
Nickel	29.6		0.952	0.952	1	mg/kg dry	EPA 6010D	3/16/26 14:44	3/17/26 11:43	AGNR
Potassium	2010		4.78	4.78	1	mg/kg dry	EPA 6010D	3/16/26 14:44	3/17/26 11:43	AGNR
Selenium	2.40		2.39	2.39	1	mg/kg dry	EPA 6010D	3/16/26 14:44	3/17/26 11:43	AGNR
Silver	ND		0.482	0.482	1	mg/kg dry	EPA 6010D	3/16/26 14:44	3/17/26 11:43	AGNR
Sodium	ND		47.8	47.8	1	mg/kg dry	EPA 6010D	3/16/26 14:44	3/17/26 11:43	AGNR
Thallium	ND		1.15	1.92	1	mg/kg dry	EPA 6010D	3/16/26 14:44	3/17/26 11:43	AGNR
Vanadium	23.7		0.952	0.952	1	mg/kg dry	EPA 6010D	3/16/26 14:44	3/17/26 11:43	AGNR
Zinc	78.2		2.38	2.38	1	mg/kg dry	EPA 6010D	3/16/26 14:44	3/17/26 11:43	AGNR

Lab ID:	26C0754-02	Laboratory:	ALS Environmental - Stratford
Analysis:	Mercury Total	Matrix:	Soil
Prep Method:	Sample Prepared by Method: EPA 7473 soil		

Parameter	Result	Flag	MDL	RL	Dilution	Units	Reference Method	Extracted	Analyzed	Analyst
Mercury	0.0405		0.00968	0.0344	1	mg/kg dry	EPA 7473	3/16/26 9:17	3/16/26 11:57	LCB



Client:	LaBella Associates (Ballston Spa)	Sample ID:	26C0754-02
Client Project:	2261164 WARWICK BESS- INVESTIGATION	Date Received:	03/12/2026
Client Sample ID:	WB-SB-02 (8-12')	Collection Date/Time:	3/10/26 11:00

Lab ID:	26C0754-02	Laboratory:	ALS Environmental - Stratford							
Analysis:	Anions by Ion Chromatography	Matrix:	Soil							
Prep Method:	Sample Prepared by Method: EPA 300									
Parameter	Result	Flag	MDL	RL	Dilution	Units	Reference Method	Extracted	Analyzed	Analyst
* Fluoride	ND		2.00	2.00	1	mg/kg	EPA 300.0 Rev 2.1	3/17/26 2:02	3/17/26 02:02	DNP

Lab ID:	26C0754-02	Laboratory:	ALS Environmental - Stratford							
Analysis:	Wet Chemistry Parameters	Matrix:	Soil							
Prep Method:	Sample Prepared by Method: Analysis Preparation									
Parameter	Result	Flag	MDL	RL	Dilution	Units	Reference Method	Extracted	Analyzed	Analyst
pH	6.43	HT-pH		0.500	1	pH units	EPA 9045D	3/13/26 6:48	3/13/26 13:40	SMM
* Phosphorous, Total as P	286		28.7	28.7	10	mg/kg dry	SM 4500-P B5/E	3/16/26 16:30	3/16/26 19:30	sml

Lab ID:	26C0754-02	Laboratory:	ALS Environmental - Stratford							
Analysis:	Miscellaneous Physical Parameters	Matrix:	Soil							
Prep Method:	Sample Prepared by Method: % Solids Prep									
Parameter	Result	Flag	MDL	RL	Dilution	Units	Reference Method	Extracted	Analyzed	Analyst
* % Solids	87.2		0.100	0.100	1	%	SM 2540G	3/13/26 8:45	3/13/26 10:50	CD

Client:	LaBella Associates (Ballston Spa)	Sample ID:	26C0754-03
Client Project:	2261164 WARWICK BESS- INVESTIGATION	Date Received:	03/12/2026
Client Sample ID:	WB-SB-03 (8-12')	Collection Date/Time:	3/10/26 11:40

Lab ID:	26C0754-03	Laboratory:	ALS Environmental - Stratford							
Analysis:	Semivolatile Organic Compounds by GC/MS	Matrix:	Soil							
Prep Method:	Sample Prepared by Method: EPA 3546- SVOA RCP									
Parameter	Result	Flag	MDL	RL	Dilution	Units	Reference Method	Extracted	Analyzed	Analyst
1,1-Biphenyl	ND		0.0237	0.0472	1	mg/kg dry	EPA 8270E	3/14/26 8:05	3/14/26 02:12	AK
1,2,4,5-Tetrachlorobenzene	ND		0.0472	0.0943	1	mg/kg dry	EPA 8270E	3/14/26 8:05	3/14/26 02:12	AK
1,2,4-Trichlorobenzene	ND		0.0237	0.0472	1	mg/kg dry	EPA 8270E	3/14/26 8:05	3/14/26 02:12	AK
1,2-Dichlorobenzene	ND		0.0237	0.0472	1	mg/kg dry	EPA 8270E	3/14/26 8:05	3/14/26 02:12	AK
1,2-Diphenylhydrazine (as Azobenzene)	ND		0.0237	0.0472	1	mg/kg dry	EPA 8270E	3/14/26 8:05	3/14/26 02:12	AK
1,3-Dichlorobenzene	ND		0.0237	0.0472	1	mg/kg dry	EPA 8270E	3/14/26 8:05	3/14/26 02:12	AK
1,4-Dichlorobenzene	ND		0.0237	0.0472	1	mg/kg dry	EPA 8270E	3/14/26 8:05	3/14/26 02:12	AK
2,3,4,6-Tetrachlorophenol	ND		0.0472	0.0943	1	mg/kg dry	EPA 8270E	3/14/26 8:05	3/14/26 02:12	AK
2,4,5-Trichlorophenol	ND		0.0237	0.0472	1	mg/kg dry	EPA 8270E	3/14/26 8:05	3/14/26 02:12	AK



Client:	LaBella Associates (Ballston Spa)	Sample ID:	26C0754-03
Client Project:	2261164 WARWICK BESS- INVESTIGATION	Date Received:	03/12/2026
Client Sample ID:	WB-SB-03 (8-12')	Collection Date/Time:	3/10/26 11:40

Lab ID:	26C0754-03	Laboratory:	ALS Environmental - Stratford
Analysis:	Semivolatile Organic Compounds by GC/MS	Matrix:	Soil
Prep Method:	Sample Prepared by Method: EPA 3546- SVOA RCP		

Parameter	Result	Flag	MDL	RL	Dilution	Units	Reference Method	Extracted	Analyzed	Analyst
2,4,6-Trichlorophenol	ND		0.0237	0.0472	1	mg/kg dry	EPA 8270E	3/14/26 8:05	3/14/26 02:12	AK
2,4-Dichlorophenol	ND		0.0237	0.0472	1	mg/kg dry	EPA 8270E	3/14/26 8:05	3/14/26 02:12	AK
2,4-Dimethylphenol	ND		0.0237	0.0472	1	mg/kg dry	EPA 8270E	3/14/26 8:05	3/14/26 02:12	AK
2,4-Dinitrophenol	ND	CAL-E	0.0472	0.0943	1	mg/kg dry	EPA 8270E	3/14/26 8:05	3/14/26 02:12	AK
2,4-Dinitrotoluene	ND		0.0237	0.0472	1	mg/kg dry	EPA 8270E	3/14/26 8:05	3/14/26 02:12	AK
2,6-Dinitrotoluene	ND		0.0237	0.0472	1	mg/kg dry	EPA 8270E	3/14/26 8:05	3/14/26 02:12	AK
2-Chloronaphthalene	ND		0.0237	0.0472	1	mg/kg dry	EPA 8270E	3/14/26 8:05	3/14/26 02:12	AK
2-Chlorophenol	ND		0.0237	0.0472	1	mg/kg dry	EPA 8270E	3/14/26 8:05	3/14/26 02:12	AK
2-Methylnaphthalene	ND		0.0237	0.0472	1	mg/kg dry	EPA 8270E	3/14/26 8:05	3/14/26 02:12	AK
2-Methylphenol	ND		0.0237	0.0472	1	mg/kg dry	EPA 8270E	3/14/26 8:05	3/14/26 02:12	AK
2-Nitroaniline	ND		0.0472	0.0943	1	mg/kg dry	EPA 8270E	3/14/26 8:05	3/14/26 02:12	AK
2-Nitrophenol	ND		0.0237	0.0472	1	mg/kg dry	EPA 8270E	3/14/26 8:05	3/14/26 02:12	AK
* 3- & 4-Methylphenols	ND		0.0237	0.0472	1	mg/kg dry	EPA 8270E	3/14/26 8:05	3/14/26 02:12	AK
3,3-Dichlorobenzidine	ND		0.0237	0.0472	1	mg/kg dry	EPA 8270E	3/14/26 8:05	3/14/26 02:12	AK
3-Nitroaniline	ND		0.0472	0.0943	1	mg/kg dry	EPA 8270E	3/14/26 8:05	3/14/26 02:12	AK
4,6-Dinitro-2-methylphenol	ND	CAL-E	0.0472	0.0943	1	mg/kg dry	EPA 8270E	3/14/26 8:05	3/14/26 02:12	AK
4-Bromophenyl phenyl ether	ND		0.0237	0.0472	1	mg/kg dry	EPA 8270E	3/14/26 8:05	3/14/26 02:12	AK
4-Chloro-3-methylphenol	ND		0.0237	0.0472	1	mg/kg dry	EPA 8270E	3/14/26 8:05	3/14/26 02:12	AK
4-Chloroaniline	ND		0.0237	0.0472	1	mg/kg dry	EPA 8270E	3/14/26 8:05	3/14/26 02:12	AK
4-Chlorophenyl phenyl ether	ND		0.0237	0.0472	1	mg/kg dry	EPA 8270E	3/14/26 8:05	3/14/26 02:12	AK
4-Nitroaniline	ND		0.0472	0.0943	1	mg/kg dry	EPA 8270E	3/14/26 8:05	3/14/26 02:12	AK
4-Nitrophenol	ND		0.0472	0.0943	1	mg/kg dry	EPA 8270E	3/14/26 8:05	3/14/26 02:12	AK
Acenaphthene	ND		0.0237	0.0472	1	mg/kg dry	EPA 8270E	3/14/26 8:05	3/14/26 02:12	AK
Acenaphthylene	ND		0.0237	0.0472	1	mg/kg dry	EPA 8270E	3/14/26 8:05	3/14/26 02:12	AK
Acetophenone	ND		0.0237	0.0472	1	mg/kg dry	EPA 8270E	3/14/26 8:05	3/14/26 02:12	AK
Aniline	ND		0.0410	0.189	1	mg/kg dry	EPA 8270E	3/14/26 8:05	3/14/26 02:12	AK
Anthracene	ND		0.0237	0.0472	1	mg/kg dry	EPA 8270E	3/14/26 8:05	3/14/26 02:12	AK
Atrazine	ND		0.0237	0.0472	1	mg/kg dry	EPA 8270E	3/14/26 8:05	3/14/26 02:12	AK
Benzaldehyde	ND		0.0237	0.0472	1	mg/kg dry	EPA 8270E	3/14/26 8:05	3/14/26 02:12	AK
Benzidine	ND	CAL-E	0.0945	0.189	1	mg/kg dry	EPA 8270E	3/14/26 8:05	3/14/26 02:12	AK
Benzo(a)anthracene	ND		0.0237	0.0472	1	mg/kg dry	EPA 8270E	3/14/26 8:05	3/14/26 02:12	AK
Benzo(a)pyrene	ND		0.0237	0.0472	1	mg/kg dry	EPA 8270E	3/14/26 8:05	3/14/26 02:12	AK
Benzo(b)fluoranthene	ND		0.0237	0.0472	1	mg/kg dry	EPA 8270E	3/14/26 8:05	3/14/26 02:12	AK
Benzo(g,h,i)perylene	ND		0.0237	0.0472	1	mg/kg dry	EPA 8270E	3/14/26 8:05	3/14/26 02:12	AK
Benzo(k)fluoranthene	ND		0.0237	0.0472	1	mg/kg dry	EPA 8270E	3/14/26 8:05	3/14/26 02:12	AK
Benzoic acid	ND		0.0237	0.0472	1	mg/kg dry	EPA 8270E	3/14/26 8:05	3/14/26 02:12	AK
Benzyl alcohol	ND		0.0237	0.0472	1	mg/kg dry	EPA 8270E	3/14/26 8:05	3/14/26 02:12	AK
Benzyl butyl phthalate	ND		0.0237	0.0472	1	mg/kg dry	EPA 8270E	3/14/26 8:05	3/14/26 02:12	AK
Bis(2-chloroethoxy)methane	ND		0.0237	0.0472	1	mg/kg dry	EPA 8270E	3/14/26 8:05	3/14/26 02:12	AK
Bis(2-chloroethyl)ether	ND		0.0237	0.0472	1	mg/kg dry	EPA 8270E	3/14/26 8:05	3/14/26 02:12	AK
Bis(2-chloroisopropyl)ether	ND	CCVE	0.0237	0.0472	1	mg/kg dry	EPA 8270E	3/14/26 8:05	3/14/26 02:12	AK
Bis(2-ethylhexyl)phthalate	ND		0.0237	0.0472	1	mg/kg dry	EPA 8270E	3/14/26 8:05	3/14/26 02:12	AK
Caprolactam	ND		0.0472	0.0943	1	mg/kg dry	EPA 8270E	3/14/26 8:05	3/14/26 02:12	AK
Carbazole	ND		0.0237	0.0472	1	mg/kg dry	EPA 8270E	3/14/26 8:05	3/14/26 02:12	AK
Chrysene	ND		0.0237	0.0472	1	mg/kg dry	EPA 8270E	3/14/26 8:05	3/14/26 02:12	AK
Dibenzo(a,h)anthracene	ND		0.0237	0.0472	1	mg/kg dry	EPA 8270E	3/14/26 8:05	3/14/26 02:12	AK



Client:	LaBella Associates (Ballston Spa)	Sample ID:	26C0754-03
Client Project:	2261164 WARWICK BESS- INVESTIGATION	Date Received:	03/12/2026
Client Sample ID:	WB-SB-03 (8-12')	Collection Date/Time:	3/10/26 11:40

Lab ID:	26C0754-03	Laboratory:	ALS Environmental - Stratford
Analysis:	Semivolatile Organic Compounds by GC/MS	Matrix:	Soil
Prep Method:	Sample Prepared by Method: EPA 3546- SVOA RCP		

Parameter	Result	Flag	MDL	RL	Dilution	Units	Reference Method	Extracted	Analyzed	Analyst
Dibenzofuran	ND		0.0237	0.0472	1	mg/kg dry	EPA 8270E	3/14/26 8:05	3/14/26 02:12	AK
Diethyl phthalate	ND		0.0237	0.0472	1	mg/kg dry	EPA 8270E	3/14/26 8:05	3/14/26 02:12	AK
Dimethyl phthalate	ND		0.0237	0.0472	1	mg/kg dry	EPA 8270E	3/14/26 8:05	3/14/26 02:12	AK
Di-n-butyl phthalate	ND		0.0237	0.0472	1	mg/kg dry	EPA 8270E	3/14/26 8:05	3/14/26 02:12	AK
Di-n-octyl phthalate	ND		0.0237	0.0472	1	mg/kg dry	EPA 8270E	3/14/26 8:05	3/14/26 02:12	AK
Fluoranthene	ND		0.0237	0.0472	1	mg/kg dry	EPA 8270E	3/14/26 8:05	3/14/26 02:12	AK
Fluorene	ND		0.0237	0.0472	1	mg/kg dry	EPA 8270E	3/14/26 8:05	3/14/26 02:12	AK
Hexachlorobenzene	ND		0.0237	0.0472	1	mg/kg dry	EPA 8270E	3/14/26 8:05	3/14/26 02:12	AK
Hexachlorobutadiene	ND		0.0237	0.0472	1	mg/kg dry	EPA 8270E	3/14/26 8:05	3/14/26 02:12	AK
Hexachlorocyclopentadiene	ND	CCVE	0.0237	0.0472	1	mg/kg dry	EPA 8270E	3/14/26 8:05	3/14/26 02:12	AK
Hexachloroethane	ND		0.0237	0.0472	1	mg/kg dry	EPA 8270E	3/14/26 8:05	3/14/26 02:12	AK
Indeno(1,2,3-cd)pyrene	ND		0.0237	0.0472	1	mg/kg dry	EPA 8270E	3/14/26 8:05	3/14/26 02:12	AK
Isophorone	ND		0.0237	0.0472	1	mg/kg dry	EPA 8270E	3/14/26 8:05	3/14/26 02:12	AK
Naphthalene	ND		0.0237	0.0472	1	mg/kg dry	EPA 8270E	3/14/26 8:05	3/14/26 02:12	AK
Nitrobenzene	ND		0.0237	0.0472	1	mg/kg dry	EPA 8270E	3/14/26 8:05	3/14/26 02:12	AK
N-Nitrosodimethylamine	ND		0.0237	0.0472	1	mg/kg dry	EPA 8270E	3/14/26 8:05	3/14/26 02:12	AK
N-nitroso-di-n-propylamine	ND		0.0237	0.0472	1	mg/kg dry	EPA 8270E	3/14/26 8:05	3/14/26 02:12	AK
N-Nitrosodiphenylamine	ND		0.0237	0.0472	1	mg/kg dry	EPA 8270E	3/14/26 8:05	3/14/26 02:12	AK
Pentachlorophenol	ND	CCVE	0.0237	0.0472	1	mg/kg dry	EPA 8270E	3/14/26 8:05	3/14/26 02:12	AK
Phenanthrene	ND		0.0237	0.0472	1	mg/kg dry	EPA 8270E	3/14/26 8:05	3/14/26 02:12	AK
Phenol	ND		0.0237	0.0472	1	mg/kg dry	EPA 8270E	3/14/26 8:05	3/14/26 02:12	AK
Pyrene	ND		0.0237	0.0472	1	mg/kg dry	EPA 8270E	3/14/26 8:05	3/14/26 02:12	AK
Pyridine	ND		0.0945	0.189	1	mg/kg dry	EPA 8270E	3/14/26 8:05	3/14/26 02:12	AK

Surrogate Recoveries	Result	Flag	Acceptance Range	Reference	Analyzed
Surrogate: SURR: 2-Fluorophenol	44.7 %		20-108	EPA 8270E	3/14/26 02:12
Surrogate: SURR: Phenol-d6	41.4 %		23-114	EPA 8270E	3/14/26 02:12
Surrogate: SURR: Nitrobenzene-d5	43.8 %		22-108	EPA 8270E	3/14/26 02:12
Surrogate: SURR: 2-Fluorobiphenyl	43.7 %		21-113	EPA 8270E	3/14/26 02:12
Surrogate: SURR: 2,4,6-Tribromophenol	33.4 %		19-110	EPA 8270E	3/14/26 02:12
Surrogate: SURR: Terphenyl-d14	47.1 %		24-116	EPA 8270E	3/14/26 02:12



Client: LaBella Associates (Ballston Spa)	Sample ID: 26C0754-03
Client Project: 2261164 WARWICK BESS- INVESTIGATION	Date Received: 03/12/2026
Client Sample ID: WB-SB-03 (8-12')	Collection Date/Time: 3/10/26 11:40

Lab ID: 26C0754-03	Laboratory: ALS Environmental - Stratford
Analysis: Metals Total	Matrix: Soil
Prep Method: Sample Prepared by Method: EPA 3050B	

Parameter	Result	Flag	MDL	RL	Dilution	Units	Reference Method	Extracted	Analyzed	Analyst
Aluminum	12000		4.78	4.78	1	mg/kg dry	EPA 6010D	3/16/26 14:44	3/17/26 11:44	AGNR
Antimony	ND		2.39	2.39	1	mg/kg dry	EPA 6010D	3/16/26 14:44	3/17/26 11:44	AGNR
Arsenic	6.29		1.43	1.43	1	mg/kg dry	EPA 6010D	3/16/26 14:44	3/17/26 11:44	AGNR
Barium	32.3		2.39	2.39	1	mg/kg dry	EPA 6010D	3/16/26 14:44	3/17/26 11:44	AGNR
Beryllium	0.432		0.048	0.048	1	mg/kg dry	EPA 6010D	3/16/26 14:44	3/17/26 11:44	AGNR
Cadmium	ND		0.287	0.287	1	mg/kg dry	EPA 6010D	3/16/26 14:44	3/17/26 11:44	AGNR
Calcium	10100	B	4.78	4.78	1	mg/kg dry	EPA 6010D	3/16/26 14:44	3/17/26 11:44	AGNR
Chromium	15.2		0.478	0.478	1	mg/kg dry	EPA 6010D	3/16/26 14:44	3/17/26 11:44	AGNR
Cobalt	8.86		0.382	0.382	1	mg/kg dry	EPA 6010D	3/16/26 14:44	3/17/26 11:44	AGNR
Copper	24.1		1.91	1.91	1	mg/kg dry	EPA 6010D	3/16/26 14:44	3/17/26 11:44	AGNR
Iron	23000		23.9	23.9	1	mg/kg dry	EPA 6010D	3/16/26 14:44	3/17/26 11:44	AGNR
Lead	8.79		0.478	0.478	1	mg/kg dry	EPA 6010D	3/16/26 14:44	3/17/26 11:44	AGNR
Magnesium	7180		4.78	4.78	1	mg/kg dry	EPA 6010D	3/16/26 14:44	3/17/26 11:44	AGNR
Manganese	784		0.478	0.478	1	mg/kg dry	EPA 6010D	3/16/26 14:44	3/17/26 11:44	AGNR
Nickel	21.2		0.952	0.952	1	mg/kg dry	EPA 6010D	3/16/26 14:44	3/17/26 11:44	AGNR
Potassium	1640		4.78	4.78	1	mg/kg dry	EPA 6010D	3/16/26 14:44	3/17/26 11:44	AGNR
Selenium	ND		2.39	2.39	1	mg/kg dry	EPA 6010D	3/16/26 14:44	3/17/26 11:44	AGNR
Silver	ND		0.482	0.482	1	mg/kg dry	EPA 6010D	3/16/26 14:44	3/17/26 11:44	AGNR
Sodium	ND		47.8	47.8	1	mg/kg dry	EPA 6010D	3/16/26 14:44	3/17/26 11:44	AGNR
Thallium	ND		1.15	1.92	1	mg/kg dry	EPA 6010D	3/16/26 14:44	3/17/26 11:44	AGNR
Vanadium	17.5		0.952	0.952	1	mg/kg dry	EPA 6010D	3/16/26 14:44	3/17/26 11:44	AGNR
Zinc	48.7		2.38	2.38	1	mg/kg dry	EPA 6010D	3/16/26 14:44	3/17/26 11:44	AGNR

Lab ID: 26C0754-03	Laboratory: ALS Environmental - Stratford
Analysis: Mercury Total	Matrix: Soil
Prep Method: Sample Prepared by Method: EPA 7473 soil	

Parameter	Result	Flag	MDL	RL	Dilution	Units	Reference Method	Extracted	Analyzed	Analyst
Mercury	ND		0.00968	0.0344	1	mg/kg dry	EPA 7473	3/16/26 9:17	3/16/26 15:12	LCB



Client:	LaBella Associates (Ballston Spa)	Sample ID:	26C0754-03
Client Project:	2261164 WARWICK BESS- INVESTIGATION	Date Received:	03/12/2026
Client Sample ID:	WB-SB-03 (8-12')	Collection Date/Time:	3/10/26 11:40

Lab ID:	26C0754-03	Laboratory:	ALS Environmental - Stratford							
Analysis:	Anions by Ion Chromatography	Matrix:	Soil							
Prep Method:	Sample Prepared by Method: EPA 300									
Parameter	Result	Flag	MDL	RL	Dilution	Units	Reference Method	Extracted	Analyzed	Analyst
* Fluoride	ND		2.00	2.00	1	mg/kg	EPA 300.0 Rev 2.1	3/17/26 2:41	3/17/26 02:41	DNP

Lab ID:	26C0754-03	Laboratory:	ALS Environmental - Stratford							
Analysis:	Wet Chemistry Parameters	Matrix:	Soil							
Prep Method:	Sample Prepared by Method: Analysis Preparation									
Parameter	Result	Flag	MDL	RL	Dilution	Units	Reference Method	Extracted	Analyzed	Analyst
pH	8.00	HT-pH		0.500	1	pH units	EPA 9045D	3/13/26 6:48	3/13/26 13:47	SMM
* Phosphorous, Total as P	513		28.7	28.7	10	mg/kg dry	SM 4500-P B5/E	3/16/26 16:30	3/16/26 19:30	sml

Lab ID:	26C0754-03	Laboratory:	ALS Environmental - Stratford							
Analysis:	Miscellaneous Physical Parameters	Matrix:	Soil							
Prep Method:	Sample Prepared by Method: % Solids Prep									
Parameter	Result	Flag	MDL	RL	Dilution	Units	Reference Method	Extracted	Analyzed	Analyst
* % Solids	87.2		0.100	0.100	1	%	SM 2540G	3/13/26 8:45	3/13/26 10:50	CD

Client:	LaBella Associates (Ballston Spa)	Sample ID:	26C0754-04
Client Project:	2261164 WARWICK BESS- INVESTIGATION	Date Received:	03/12/2026
Client Sample ID:	WB-SB-04 (8-12')	Collection Date/Time:	3/10/26 12:15

Lab ID:	26C0754-04	Laboratory:	ALS Environmental - Stratford							
Analysis:	Semivolatile Organic Compounds by GC/MS	Matrix:	Soil							
Prep Method:	Sample Prepared by Method: EPA 3546- SVOA RCP									
Parameter	Result	Flag	MDL	RL	Dilution	Units	Reference Method	Extracted	Analyzed	Analyst
1,1-Biphenyl	ND		0.0235	0.0470	1	mg/kg dry	EPA 8270E	3/14/26 8:05	3/14/26 02:45	AK
1,2,4,5-Tetrachlorobenzene	ND		0.0470	0.0938	1	mg/kg dry	EPA 8270E	3/14/26 8:05	3/14/26 02:45	AK
1,2,4-Trichlorobenzene	ND		0.0235	0.0470	1	mg/kg dry	EPA 8270E	3/14/26 8:05	3/14/26 02:45	AK
1,2-Dichlorobenzene	ND		0.0235	0.0470	1	mg/kg dry	EPA 8270E	3/14/26 8:05	3/14/26 02:45	AK
1,2-Diphenylhydrazine (as Azobenzene)	ND		0.0235	0.0470	1	mg/kg dry	EPA 8270E	3/14/26 8:05	3/14/26 02:45	AK
1,3-Dichlorobenzene	ND		0.0235	0.0470	1	mg/kg dry	EPA 8270E	3/14/26 8:05	3/14/26 02:45	AK
1,4-Dichlorobenzene	ND		0.0235	0.0470	1	mg/kg dry	EPA 8270E	3/14/26 8:05	3/14/26 02:45	AK
2,3,4,6-Tetrachlorophenol	ND		0.0470	0.0938	1	mg/kg dry	EPA 8270E	3/14/26 8:05	3/14/26 02:45	AK
2,4,5-Trichlorophenol	ND		0.0235	0.0470	1	mg/kg dry	EPA 8270E	3/14/26 8:05	3/14/26 02:45	AK



Client:	LaBella Associates (Ballston Spa)	Sample ID:	26C0754-04
Client Project:	2261164 WARWICK BESS- INVESTIGATION	Date Received:	03/12/2026
Client Sample ID:	WB-SB-04 (8-12')	Collection Date/Time:	3/10/26 12:15

Lab ID:	26C0754-04	Laboratory:	ALS Environmental - Stratford
Analysis:	Semivolatile Organic Compounds by GC/MS	Matrix:	Soil
Prep Method:	Sample Prepared by Method: EPA 3546- SVOA RCP		

Parameter	Result	Flag	MDL	RL	Dilution	Units	Reference Method	Extracted	Analyzed	Analyst
2,4,6-Trichlorophenol	ND		0.0235	0.0470	1	mg/kg dry	EPA 8270E	3/14/26 8:05	3/14/26 02:45	AK
2,4-Dichlorophenol	ND		0.0235	0.0470	1	mg/kg dry	EPA 8270E	3/14/26 8:05	3/14/26 02:45	AK
2,4-Dimethylphenol	ND		0.0235	0.0470	1	mg/kg dry	EPA 8270E	3/14/26 8:05	3/14/26 02:45	AK
2,4-Dinitrophenol	ND	CAL-E	0.0470	0.0938	1	mg/kg dry	EPA 8270E	3/14/26 8:05	3/14/26 02:45	AK
2,4-Dinitrotoluene	ND		0.0235	0.0470	1	mg/kg dry	EPA 8270E	3/14/26 8:05	3/14/26 02:45	AK
2,6-Dinitrotoluene	ND		0.0235	0.0470	1	mg/kg dry	EPA 8270E	3/14/26 8:05	3/14/26 02:45	AK
2-Chloronaphthalene	ND		0.0235	0.0470	1	mg/kg dry	EPA 8270E	3/14/26 8:05	3/14/26 02:45	AK
2-Chlorophenol	ND		0.0235	0.0470	1	mg/kg dry	EPA 8270E	3/14/26 8:05	3/14/26 02:45	AK
2-Methylnaphthalene	ND		0.0235	0.0470	1	mg/kg dry	EPA 8270E	3/14/26 8:05	3/14/26 02:45	AK
2-Methylphenol	ND		0.0235	0.0470	1	mg/kg dry	EPA 8270E	3/14/26 8:05	3/14/26 02:45	AK
2-Nitroaniline	ND		0.0470	0.0938	1	mg/kg dry	EPA 8270E	3/14/26 8:05	3/14/26 02:45	AK
2-Nitrophenol	ND		0.0235	0.0470	1	mg/kg dry	EPA 8270E	3/14/26 8:05	3/14/26 02:45	AK
* 3- & 4-Methylphenols	ND		0.0235	0.0470	1	mg/kg dry	EPA 8270E	3/14/26 8:05	3/14/26 02:45	AK
3,3-Dichlorobenzidine	ND		0.0235	0.0470	1	mg/kg dry	EPA 8270E	3/14/26 8:05	3/14/26 02:45	AK
3-Nitroaniline	ND		0.0470	0.0938	1	mg/kg dry	EPA 8270E	3/14/26 8:05	3/14/26 02:45	AK
4,6-Dinitro-2-methylphenol	ND	CAL-E	0.0470	0.0938	1	mg/kg dry	EPA 8270E	3/14/26 8:05	3/14/26 02:45	AK
4-Bromophenyl phenyl ether	ND		0.0235	0.0470	1	mg/kg dry	EPA 8270E	3/14/26 8:05	3/14/26 02:45	AK
4-Chloro-3-methylphenol	ND		0.0235	0.0470	1	mg/kg dry	EPA 8270E	3/14/26 8:05	3/14/26 02:45	AK
4-Chloroaniline	ND		0.0235	0.0470	1	mg/kg dry	EPA 8270E	3/14/26 8:05	3/14/26 02:45	AK
4-Chlorophenyl phenyl ether	ND		0.0235	0.0470	1	mg/kg dry	EPA 8270E	3/14/26 8:05	3/14/26 02:45	AK
4-Nitroaniline	ND		0.0470	0.0938	1	mg/kg dry	EPA 8270E	3/14/26 8:05	3/14/26 02:45	AK
4-Nitrophenol	ND		0.0470	0.0938	1	mg/kg dry	EPA 8270E	3/14/26 8:05	3/14/26 02:45	AK
Acenaphthene	ND		0.0235	0.0470	1	mg/kg dry	EPA 8270E	3/14/26 8:05	3/14/26 02:45	AK
Acenaphthylene	ND		0.0235	0.0470	1	mg/kg dry	EPA 8270E	3/14/26 8:05	3/14/26 02:45	AK
Acetophenone	ND		0.0235	0.0470	1	mg/kg dry	EPA 8270E	3/14/26 8:05	3/14/26 02:45	AK
Aniline	ND		0.0408	0.188	1	mg/kg dry	EPA 8270E	3/14/26 8:05	3/14/26 02:45	AK
Anthracene	ND		0.0235	0.0470	1	mg/kg dry	EPA 8270E	3/14/26 8:05	3/14/26 02:45	AK
Atrazine	ND		0.0235	0.0470	1	mg/kg dry	EPA 8270E	3/14/26 8:05	3/14/26 02:45	AK
Benzaldehyde	ND		0.0235	0.0470	1	mg/kg dry	EPA 8270E	3/14/26 8:05	3/14/26 02:45	AK
Benzidine	ND	CAL-E	0.0940	0.188	1	mg/kg dry	EPA 8270E	3/14/26 8:05	3/14/26 02:45	AK
Benzo(a)anthracene	ND		0.0235	0.0470	1	mg/kg dry	EPA 8270E	3/14/26 8:05	3/14/26 02:45	AK
Benzo(a)pyrene	ND		0.0235	0.0470	1	mg/kg dry	EPA 8270E	3/14/26 8:05	3/14/26 02:45	AK
Benzo(b)fluoranthene	ND		0.0235	0.0470	1	mg/kg dry	EPA 8270E	3/14/26 8:05	3/14/26 02:45	AK
Benzo(g,h,i)perylene	ND		0.0235	0.0470	1	mg/kg dry	EPA 8270E	3/14/26 8:05	3/14/26 02:45	AK
Benzo(k)fluoranthene	ND		0.0235	0.0470	1	mg/kg dry	EPA 8270E	3/14/26 8:05	3/14/26 02:45	AK
Benzoic acid	ND		0.0235	0.0470	1	mg/kg dry	EPA 8270E	3/14/26 8:05	3/14/26 02:45	AK
Benzyl alcohol	ND		0.0235	0.0470	1	mg/kg dry	EPA 8270E	3/14/26 8:05	3/14/26 02:45	AK
Benzyl butyl phthalate	ND		0.0235	0.0470	1	mg/kg dry	EPA 8270E	3/14/26 8:05	3/14/26 02:45	AK
Bis(2-chloroethoxy)methane	ND		0.0235	0.0470	1	mg/kg dry	EPA 8270E	3/14/26 8:05	3/14/26 02:45	AK
Bis(2-chloroethyl)ether	ND		0.0235	0.0470	1	mg/kg dry	EPA 8270E	3/14/26 8:05	3/14/26 02:45	AK
Bis(2-chloroisopropyl)ether	ND	CCVE	0.0235	0.0470	1	mg/kg dry	EPA 8270E	3/14/26 8:05	3/14/26 02:45	AK
Bis(2-ethylhexyl)phthalate	ND		0.0235	0.0470	1	mg/kg dry	EPA 8270E	3/14/26 8:05	3/14/26 02:45	AK
Caprolactam	ND		0.0470	0.0938	1	mg/kg dry	EPA 8270E	3/14/26 8:05	3/14/26 02:45	AK
Carbazole	ND		0.0235	0.0470	1	mg/kg dry	EPA 8270E	3/14/26 8:05	3/14/26 02:45	AK
Chrysene	ND		0.0235	0.0470	1	mg/kg dry	EPA 8270E	3/14/26 8:05	3/14/26 02:45	AK
Dibenzo(a,h)anthracene	ND		0.0235	0.0470	1	mg/kg dry	EPA 8270E	3/14/26 8:05	3/14/26 02:45	AK



Client:	LaBella Associates (Ballston Spa)	Sample ID:	26C0754-04
Client Project:	2261164 WARWICK BESS- INVESTIGATION	Date Received:	03/12/2026
Client Sample ID:	WB-SB-04 (8-12')	Collection Date/Time:	3/10/26 12:15

Lab ID:	26C0754-04	Laboratory:	ALS Environmental - Stratford
Analysis:	Semivolatile Organic Compounds by GC/MS	Matrix:	Soil
Prep Method:	Sample Prepared by Method: EPA 3546- SVOA RCP		

Parameter	Result	Flag	MDL	RL	Dilution	Units	Reference Method	Extracted	Analyzed	Analyst
Dibenzofuran	ND		0.0235	0.0470	1	mg/kg dry	EPA 8270E	3/14/26 8:05	3/14/26 02:45	AK
Diethyl phthalate	ND		0.0235	0.0470	1	mg/kg dry	EPA 8270E	3/14/26 8:05	3/14/26 02:45	AK
Dimethyl phthalate	ND		0.0235	0.0470	1	mg/kg dry	EPA 8270E	3/14/26 8:05	3/14/26 02:45	AK
Di-n-butyl phthalate	ND		0.0235	0.0470	1	mg/kg dry	EPA 8270E	3/14/26 8:05	3/14/26 02:45	AK
Di-n-octyl phthalate	ND		0.0235	0.0470	1	mg/kg dry	EPA 8270E	3/14/26 8:05	3/14/26 02:45	AK
Fluoranthene	ND		0.0235	0.0470	1	mg/kg dry	EPA 8270E	3/14/26 8:05	3/14/26 02:45	AK
Fluorene	ND		0.0235	0.0470	1	mg/kg dry	EPA 8270E	3/14/26 8:05	3/14/26 02:45	AK
Hexachlorobenzene	ND		0.0235	0.0470	1	mg/kg dry	EPA 8270E	3/14/26 8:05	3/14/26 02:45	AK
Hexachlorobutadiene	ND		0.0235	0.0470	1	mg/kg dry	EPA 8270E	3/14/26 8:05	3/14/26 02:45	AK
Hexachlorocyclopentadiene	ND	CCVE	0.0235	0.0470	1	mg/kg dry	EPA 8270E	3/14/26 8:05	3/14/26 02:45	AK
Hexachloroethane	ND		0.0235	0.0470	1	mg/kg dry	EPA 8270E	3/14/26 8:05	3/14/26 02:45	AK
Indeno(1,2,3-cd)pyrene	ND		0.0235	0.0470	1	mg/kg dry	EPA 8270E	3/14/26 8:05	3/14/26 02:45	AK
Isophorone	ND		0.0235	0.0470	1	mg/kg dry	EPA 8270E	3/14/26 8:05	3/14/26 02:45	AK
Naphthalene	ND		0.0235	0.0470	1	mg/kg dry	EPA 8270E	3/14/26 8:05	3/14/26 02:45	AK
Nitrobenzene	ND		0.0235	0.0470	1	mg/kg dry	EPA 8270E	3/14/26 8:05	3/14/26 02:45	AK
N-Nitrosodimethylamine	ND		0.0235	0.0470	1	mg/kg dry	EPA 8270E	3/14/26 8:05	3/14/26 02:45	AK
N-nitroso-di-n-propylamine	ND		0.0235	0.0470	1	mg/kg dry	EPA 8270E	3/14/26 8:05	3/14/26 02:45	AK
N-Nitrosodiphenylamine	ND		0.0235	0.0470	1	mg/kg dry	EPA 8270E	3/14/26 8:05	3/14/26 02:45	AK
Pentachlorophenol	ND	CCVE	0.0235	0.0470	1	mg/kg dry	EPA 8270E	3/14/26 8:05	3/14/26 02:45	AK
Phenanthrene	ND		0.0235	0.0470	1	mg/kg dry	EPA 8270E	3/14/26 8:05	3/14/26 02:45	AK
Phenol	ND		0.0235	0.0470	1	mg/kg dry	EPA 8270E	3/14/26 8:05	3/14/26 02:45	AK
Pyrene	ND		0.0235	0.0470	1	mg/kg dry	EPA 8270E	3/14/26 8:05	3/14/26 02:45	AK
Pyridine	ND		0.0940	0.188	1	mg/kg dry	EPA 8270E	3/14/26 8:05	3/14/26 02:45	AK

Surrogate Recoveries	Result	Flag	Acceptance Range	Reference	Analyzed
Surrogate: SURR: 2-Fluorophenol	42.0 %		20-108	EPA 8270E	3/14/26 02:45
Surrogate: SURR: Phenol-d6	39.0 %		23-114	EPA 8270E	3/14/26 02:45
Surrogate: SURR: Nitrobenzene-d5	36.7 %		22-108	EPA 8270E	3/14/26 02:45
Surrogate: SURR: 2-Fluorobiphenyl	43.7 %		21-113	EPA 8270E	3/14/26 02:45
Surrogate: SURR: 2,4,6-Tribromophenol	31.8 %		19-110	EPA 8270E	3/14/26 02:45
Surrogate: SURR: Terphenyl-d14	49.5 %		24-116	EPA 8270E	3/14/26 02:45



Client:	LaBella Associates (Ballston Spa)	Sample ID:	26C0754-04
Client Project:	2261164 WARWICK BESS- INVESTIGATION	Date Received:	03/12/2026
Client Sample ID:	WB-SB-04 (8-12')	Collection Date/Time:	3/10/26 12:15

Lab ID:	26C0754-04	Laboratory:	ALS Environmental - Stratford
Analysis:	Metals Total	Matrix:	Soil
Prep Method:	Sample Prepared by Method: EPA 3050B		

Parameter	Result	Flag	MDL	RL	Dilution	Units	Reference Method	Extracted	Analyzed	Analyst
Aluminum	14900		4.83	4.83	1	mg/kg dry	EPA 6010D	3/16/26 14:44	3/17/26 11:46	AGNR
Antimony	ND		2.42	2.42	1	mg/kg dry	EPA 6010D	3/16/26 14:44	3/17/26 11:46	AGNR
Arsenic	6.99		1.45	1.45	1	mg/kg dry	EPA 6010D	3/16/26 14:44	3/17/26 11:46	AGNR
Barium	37.9		2.41	2.41	1	mg/kg dry	EPA 6010D	3/16/26 14:44	3/17/26 11:46	AGNR
Beryllium	0.576		0.049	0.049	1	mg/kg dry	EPA 6010D	3/16/26 14:44	3/17/26 11:46	AGNR
Cadmium	ND		0.290	0.290	1	mg/kg dry	EPA 6010D	3/16/26 14:44	3/17/26 11:46	AGNR
Calcium	1630	B	4.84	4.84	1	mg/kg dry	EPA 6010D	3/16/26 14:44	3/17/26 11:46	AGNR
Chromium	19.7		0.484	0.484	1	mg/kg dry	EPA 6010D	3/16/26 14:44	3/17/26 11:46	AGNR
Cobalt	10.7		0.386	0.386	1	mg/kg dry	EPA 6010D	3/16/26 14:44	3/17/26 11:46	AGNR
Copper	29.4		1.93	1.93	1	mg/kg dry	EPA 6010D	3/16/26 14:44	3/17/26 11:46	AGNR
Iron	29100		24.2	24.2	1	mg/kg dry	EPA 6010D	3/16/26 14:44	3/17/26 11:46	AGNR
Lead	10.6		0.484	0.484	1	mg/kg dry	EPA 6010D	3/16/26 14:44	3/17/26 11:46	AGNR
Magnesium	8390		4.84	4.84	1	mg/kg dry	EPA 6010D	3/16/26 14:44	3/17/26 11:46	AGNR
Manganese	796		0.484	0.484	1	mg/kg dry	EPA 6010D	3/16/26 14:44	3/17/26 11:46	AGNR
Nickel	26.6		0.963	0.963	1	mg/kg dry	EPA 6010D	3/16/26 14:44	3/17/26 11:46	AGNR
Potassium	1880		4.84	4.84	1	mg/kg dry	EPA 6010D	3/16/26 14:44	3/17/26 11:46	AGNR
Selenium	ND		2.42	2.42	1	mg/kg dry	EPA 6010D	3/16/26 14:44	3/17/26 11:46	AGNR
Silver	ND		0.487	0.487	1	mg/kg dry	EPA 6010D	3/16/26 14:44	3/17/26 11:46	AGNR
Sodium	ND		48.4	48.4	1	mg/kg dry	EPA 6010D	3/16/26 14:44	3/17/26 11:46	AGNR
Thallium	ND		1.16	1.94	1	mg/kg dry	EPA 6010D	3/16/26 14:44	3/17/26 11:46	AGNR
Vanadium	20.8		0.963	0.963	1	mg/kg dry	EPA 6010D	3/16/26 14:44	3/17/26 11:46	AGNR
Zinc	61.2		2.41	2.41	1	mg/kg dry	EPA 6010D	3/16/26 14:44	3/17/26 11:46	AGNR

Lab ID:	26C0754-04	Laboratory:	ALS Environmental - Stratford
Analysis:	Mercury Total	Matrix:	Soil
Prep Method:	Sample Prepared by Method: EPA 7473 soil		

Parameter	Result	Flag	MDL	RL	Dilution	Units	Reference Method	Extracted	Analyzed	Analyst
Mercury	ND		0.00963	0.0342	1	mg/kg dry	EPA 7473	3/16/26 9:17	3/16/26 15:13	LCB



Client:	LaBella Associates (Ballston Spa)	Sample ID:	26C0754-04
Client Project:	2261164 WARWICK BESS- INVESTIGATION	Date Received:	03/12/2026
Client Sample ID:	WB-SB-04 (8-12')	Collection Date/Time:	3/10/26 12:15

Lab ID:	26C0754-04	Laboratory:	ALS Environmental - Stratford							
Analysis:	Anions by Ion Chromatography	Matrix:	Soil							
Prep Method:	Sample Prepared by Method: EPA 300									
Parameter	Result	Flag	MDL	RL	Dilution	Units	Reference Method	Extracted	Analyzed	Analyst
* Fluoride	ND		2.00	2.00	1	mg/kg	EPA 300.0 Rev 2.1	3/17/26 3:13	3/17/26 03:13	DNP

Lab ID:	26C0754-04	Laboratory:	ALS Environmental - Stratford							
Analysis:	Wet Chemistry Parameters	Matrix:	Soil							
Prep Method:	Sample Prepared by Method: Analysis Preparation									
Parameter	Result	Flag	MDL	RL	Dilution	Units	Reference Method	Extracted	Analyzed	Analyst
pH	6.53	HT-pH		0.500	1	pH units	EPA 9045D	3/13/26 6:48	3/13/26 13:54	SMM
* Phosphorous, Total as P	287	QM-07	28.5	28.5	10	mg/kg dry	SM 4500-P B5/E	3/16/26 16:30	3/16/26 19:30	sml

Lab ID:	26C0754-04	Laboratory:	ALS Environmental - Stratford							
Analysis:	Miscellaneous Physical Parameters	Matrix:	Soil							
Prep Method:	Sample Prepared by Method: % Solids Prep									
Parameter	Result	Flag	MDL	RL	Dilution	Units	Reference Method	Extracted	Analyzed	Analyst
* % Solids	87.6		0.100	0.100	1	%	SM 2540G	3/13/26 8:45	3/13/26 10:50	CD

Client:	LaBella Associates (Ballston Spa)	Sample ID:	26C0754-05
Client Project:	2261164 WARWICK BESS- INVESTIGATION	Date Received:	03/12/2026
Client Sample ID:	WB-SB-05 (14-18')	Collection Date/Time:	3/10/26 13:00

Lab ID:	26C0754-05	Laboratory:	ALS Environmental - Stratford							
Analysis:	Semivolatile Organic Compounds by GC/MS	Matrix:	Soil							
Prep Method:	Sample Prepared by Method: EPA 3546- SVOA RCP									
Parameter	Result	Flag	MDL	RL	Dilution	Units	Reference Method	Extracted	Analyzed	Analyst
1,1-Biphenyl	ND		0.0227	0.0454	1	mg/kg dry	EPA 8270E	3/14/26 8:05	3/14/26 03:19	AK
1,2,4,5-Tetrachlorobenzene	ND		0.0454	0.0906	1	mg/kg dry	EPA 8270E	3/14/26 8:05	3/14/26 03:19	AK
1,2,4-Trichlorobenzene	ND		0.0227	0.0454	1	mg/kg dry	EPA 8270E	3/14/26 8:05	3/14/26 03:19	AK
1,2-Dichlorobenzene	ND		0.0227	0.0454	1	mg/kg dry	EPA 8270E	3/14/26 8:05	3/14/26 03:19	AK
1,2-Diphenylhydrazine (as Azobenzene)	ND		0.0227	0.0454	1	mg/kg dry	EPA 8270E	3/14/26 8:05	3/14/26 03:19	AK
1,3-Dichlorobenzene	ND		0.0227	0.0454	1	mg/kg dry	EPA 8270E	3/14/26 8:05	3/14/26 03:19	AK
1,4-Dichlorobenzene	ND		0.0227	0.0454	1	mg/kg dry	EPA 8270E	3/14/26 8:05	3/14/26 03:19	AK
2,3,4,6-Tetrachlorophenol	ND		0.0454	0.0906	1	mg/kg dry	EPA 8270E	3/14/26 8:05	3/14/26 03:19	AK
2,4,5-Trichlorophenol	ND		0.0227	0.0454	1	mg/kg dry	EPA 8270E	3/14/26 8:05	3/14/26 03:19	AK



Client:	LaBella Associates (Ballston Spa)	Sample ID:	26C0754-05
Client Project:	2261164 WARWICK BESS- INVESTIGATION	Date Received:	03/12/2026
Client Sample ID:	WB-SB-05 (14-18')	Collection Date/Time:	3/10/26 13:00

Lab ID:	26C0754-05	Laboratory:	ALS Environmental - Stratford
Analysis:	Semivolatile Organic Compounds by GC/MS	Matrix:	Soil
Prep Method:	Sample Prepared by Method: EPA 3546- SVOA RCP		

Parameter	Result	Flag	MDL	RL	Dilution	Units	Reference Method	Extracted	Analyzed	Analyst
2,4,6-Trichlorophenol	ND		0.0227	0.0454	1	mg/kg dry	EPA 8270E	3/14/26 8:05	3/14/26 03:19	AK
2,4-Dichlorophenol	ND		0.0227	0.0454	1	mg/kg dry	EPA 8270E	3/14/26 8:05	3/14/26 03:19	AK
2,4-Dimethylphenol	ND		0.0227	0.0454	1	mg/kg dry	EPA 8270E	3/14/26 8:05	3/14/26 03:19	AK
2,4-Dinitrophenol	ND	CAL-E	0.0454	0.0906	1	mg/kg dry	EPA 8270E	3/14/26 8:05	3/14/26 03:19	AK
2,4-Dinitrotoluene	ND		0.0227	0.0454	1	mg/kg dry	EPA 8270E	3/14/26 8:05	3/14/26 03:19	AK
2,6-Dinitrotoluene	ND		0.0227	0.0454	1	mg/kg dry	EPA 8270E	3/14/26 8:05	3/14/26 03:19	AK
2-Chloronaphthalene	ND		0.0227	0.0454	1	mg/kg dry	EPA 8270E	3/14/26 8:05	3/14/26 03:19	AK
2-Chlorophenol	ND		0.0227	0.0454	1	mg/kg dry	EPA 8270E	3/14/26 8:05	3/14/26 03:19	AK
2-Methylnaphthalene	ND		0.0227	0.0454	1	mg/kg dry	EPA 8270E	3/14/26 8:05	3/14/26 03:19	AK
2-Methylphenol	ND		0.0227	0.0454	1	mg/kg dry	EPA 8270E	3/14/26 8:05	3/14/26 03:19	AK
2-Nitroaniline	ND		0.0454	0.0906	1	mg/kg dry	EPA 8270E	3/14/26 8:05	3/14/26 03:19	AK
2-Nitrophenol	ND		0.0227	0.0454	1	mg/kg dry	EPA 8270E	3/14/26 8:05	3/14/26 03:19	AK
* 3- & 4-Methylphenols	ND		0.0227	0.0454	1	mg/kg dry	EPA 8270E	3/14/26 8:05	3/14/26 03:19	AK
3,3-Dichlorobenzidine	ND		0.0227	0.0454	1	mg/kg dry	EPA 8270E	3/14/26 8:05	3/14/26 03:19	AK
3-Nitroaniline	ND		0.0454	0.0906	1	mg/kg dry	EPA 8270E	3/14/26 8:05	3/14/26 03:19	AK
4,6-Dinitro-2-methylphenol	ND	CAL-E	0.0454	0.0906	1	mg/kg dry	EPA 8270E	3/14/26 8:05	3/14/26 03:19	AK
4-Bromophenyl phenyl ether	ND		0.0227	0.0454	1	mg/kg dry	EPA 8270E	3/14/26 8:05	3/14/26 03:19	AK
4-Chloro-3-methylphenol	ND		0.0227	0.0454	1	mg/kg dry	EPA 8270E	3/14/26 8:05	3/14/26 03:19	AK
4-Chloroaniline	ND		0.0227	0.0454	1	mg/kg dry	EPA 8270E	3/14/26 8:05	3/14/26 03:19	AK
4-Chlorophenyl phenyl ether	ND		0.0227	0.0454	1	mg/kg dry	EPA 8270E	3/14/26 8:05	3/14/26 03:19	AK
4-Nitroaniline	ND		0.0454	0.0906	1	mg/kg dry	EPA 8270E	3/14/26 8:05	3/14/26 03:19	AK
4-Nitrophenol	ND		0.0454	0.0906	1	mg/kg dry	EPA 8270E	3/14/26 8:05	3/14/26 03:19	AK
Acenaphthene	ND		0.0227	0.0454	1	mg/kg dry	EPA 8270E	3/14/26 8:05	3/14/26 03:19	AK
Acenaphthylene	ND		0.0227	0.0454	1	mg/kg dry	EPA 8270E	3/14/26 8:05	3/14/26 03:19	AK
Acetophenone	ND		0.0227	0.0454	1	mg/kg dry	EPA 8270E	3/14/26 8:05	3/14/26 03:19	AK
Aniline	ND		0.0394	0.182	1	mg/kg dry	EPA 8270E	3/14/26 8:05	3/14/26 03:19	AK
Anthracene	ND		0.0227	0.0454	1	mg/kg dry	EPA 8270E	3/14/26 8:05	3/14/26 03:19	AK
Atrazine	ND		0.0227	0.0454	1	mg/kg dry	EPA 8270E	3/14/26 8:05	3/14/26 03:19	AK
Benzaldehyde	ND		0.0227	0.0454	1	mg/kg dry	EPA 8270E	3/14/26 8:05	3/14/26 03:19	AK
Benzidine	ND	CAL-E	0.0908	0.182	1	mg/kg dry	EPA 8270E	3/14/26 8:05	3/14/26 03:19	AK
Benzo(a)anthracene	ND		0.0227	0.0454	1	mg/kg dry	EPA 8270E	3/14/26 8:05	3/14/26 03:19	AK
Benzo(a)pyrene	ND		0.0227	0.0454	1	mg/kg dry	EPA 8270E	3/14/26 8:05	3/14/26 03:19	AK
Benzo(b)fluoranthene	ND		0.0227	0.0454	1	mg/kg dry	EPA 8270E	3/14/26 8:05	3/14/26 03:19	AK
Benzo(g,h,i)perylene	ND		0.0227	0.0454	1	mg/kg dry	EPA 8270E	3/14/26 8:05	3/14/26 03:19	AK
Benzo(k)fluoranthene	ND		0.0227	0.0454	1	mg/kg dry	EPA 8270E	3/14/26 8:05	3/14/26 03:19	AK
Benzoic acid	ND		0.0227	0.0454	1	mg/kg dry	EPA 8270E	3/14/26 8:05	3/14/26 03:19	AK
Benzyl alcohol	ND		0.0227	0.0454	1	mg/kg dry	EPA 8270E	3/14/26 8:05	3/14/26 03:19	AK
Benzyl butyl phthalate	ND		0.0227	0.0454	1	mg/kg dry	EPA 8270E	3/14/26 8:05	3/14/26 03:19	AK
Bis(2-chloroethoxy)methane	ND		0.0227	0.0454	1	mg/kg dry	EPA 8270E	3/14/26 8:05	3/14/26 03:19	AK
Bis(2-chloroethyl)ether	ND		0.0227	0.0454	1	mg/kg dry	EPA 8270E	3/14/26 8:05	3/14/26 03:19	AK
Bis(2-chloroisopropyl)ether	ND	CCVE	0.0227	0.0454	1	mg/kg dry	EPA 8270E	3/14/26 8:05	3/14/26 03:19	AK
Bis(2-ethylhexyl)phthalate	ND		0.0227	0.0454	1	mg/kg dry	EPA 8270E	3/14/26 8:05	3/14/26 03:19	AK
Caprolactam	ND		0.0454	0.0906	1	mg/kg dry	EPA 8270E	3/14/26 8:05	3/14/26 03:19	AK
Carbazole	ND		0.0227	0.0454	1	mg/kg dry	EPA 8270E	3/14/26 8:05	3/14/26 03:19	AK
Chrysene	ND		0.0227	0.0454	1	mg/kg dry	EPA 8270E	3/14/26 8:05	3/14/26 03:19	AK
Dibenzo(a,h)anthracene	ND		0.0227	0.0454	1	mg/kg dry	EPA 8270E	3/14/26 8:05	3/14/26 03:19	AK



Client:	LaBella Associates (Ballston Spa)	Sample ID:	26C0754-05
Client Project:	2261164 WARWICK BESS- INVESTIGATION	Date Received:	03/12/2026
Client Sample ID:	WB-SB-05 (14-18')	Collection Date/Time:	3/10/26 13:00

Lab ID:	26C0754-05	Laboratory:	ALS Environmental - Stratford
Analysis:	Semivolatile Organic Compounds by GC/MS	Matrix:	Soil
Prep Method:	Sample Prepared by Method: EPA 3546- SVOA RCP		

Parameter	Result	Flag	MDL	RL	Dilution	Units	Reference Method	Extracted	Analyzed	Analyst
Dibenzofuran	ND		0.0227	0.0454	1	mg/kg dry	EPA 8270E	3/14/26 8:05	3/14/26 03:19	AK
Diethyl phthalate	ND		0.0227	0.0454	1	mg/kg dry	EPA 8270E	3/14/26 8:05	3/14/26 03:19	AK
Dimethyl phthalate	ND		0.0227	0.0454	1	mg/kg dry	EPA 8270E	3/14/26 8:05	3/14/26 03:19	AK
Di-n-butyl phthalate	ND		0.0227	0.0454	1	mg/kg dry	EPA 8270E	3/14/26 8:05	3/14/26 03:19	AK
Di-n-octyl phthalate	ND		0.0227	0.0454	1	mg/kg dry	EPA 8270E	3/14/26 8:05	3/14/26 03:19	AK
Fluoranthene	ND		0.0227	0.0454	1	mg/kg dry	EPA 8270E	3/14/26 8:05	3/14/26 03:19	AK
Fluorene	ND		0.0227	0.0454	1	mg/kg dry	EPA 8270E	3/14/26 8:05	3/14/26 03:19	AK
Hexachlorobenzene	ND		0.0227	0.0454	1	mg/kg dry	EPA 8270E	3/14/26 8:05	3/14/26 03:19	AK
Hexachlorobutadiene	ND		0.0227	0.0454	1	mg/kg dry	EPA 8270E	3/14/26 8:05	3/14/26 03:19	AK
Hexachlorocyclopentadiene	ND	CCVE	0.0227	0.0454	1	mg/kg dry	EPA 8270E	3/14/26 8:05	3/14/26 03:19	AK
Hexachloroethane	ND		0.0227	0.0454	1	mg/kg dry	EPA 8270E	3/14/26 8:05	3/14/26 03:19	AK
Indeno(1,2,3-cd)pyrene	ND		0.0227	0.0454	1	mg/kg dry	EPA 8270E	3/14/26 8:05	3/14/26 03:19	AK
Isophorone	ND		0.0227	0.0454	1	mg/kg dry	EPA 8270E	3/14/26 8:05	3/14/26 03:19	AK
Naphthalene	ND		0.0227	0.0454	1	mg/kg dry	EPA 8270E	3/14/26 8:05	3/14/26 03:19	AK
Nitrobenzene	ND		0.0227	0.0454	1	mg/kg dry	EPA 8270E	3/14/26 8:05	3/14/26 03:19	AK
N-Nitrosodimethylamine	ND		0.0227	0.0454	1	mg/kg dry	EPA 8270E	3/14/26 8:05	3/14/26 03:19	AK
N-nitroso-di-n-propylamine	ND		0.0227	0.0454	1	mg/kg dry	EPA 8270E	3/14/26 8:05	3/14/26 03:19	AK
N-Nitrosodiphenylamine	ND		0.0227	0.0454	1	mg/kg dry	EPA 8270E	3/14/26 8:05	3/14/26 03:19	AK
Pentachlorophenol	ND	CCVE	0.0227	0.0454	1	mg/kg dry	EPA 8270E	3/14/26 8:05	3/14/26 03:19	AK
Phenanthrene	ND		0.0227	0.0454	1	mg/kg dry	EPA 8270E	3/14/26 8:05	3/14/26 03:19	AK
Phenol	ND		0.0227	0.0454	1	mg/kg dry	EPA 8270E	3/14/26 8:05	3/14/26 03:19	AK
Pyrene	ND		0.0227	0.0454	1	mg/kg dry	EPA 8270E	3/14/26 8:05	3/14/26 03:19	AK
Pyridine	ND		0.0908	0.182	1	mg/kg dry	EPA 8270E	3/14/26 8:05	3/14/26 03:19	AK

Surrogate Recoveries	Result	Flag	Acceptance Range	Reference	Analyzed
Surrogate: SURR: 2-Fluorophenol	36.0 %		20-108	EPA 8270E	3/14/26 03:19
Surrogate: SURR: Phenol-d6	33.7 %		23-114	EPA 8270E	3/14/26 03:19
Surrogate: SURR: Nitrobenzene-d5	32.7 %		22-108	EPA 8270E	3/14/26 03:19
Surrogate: SURR: 2-Fluorobiphenyl	36.4 %		21-113	EPA 8270E	3/14/26 03:19
Surrogate: SURR: 2,4,6-Tribromophenol	26.5 %		19-110	EPA 8270E	3/14/26 03:19
Surrogate: SURR: Terphenyl-d14	41.0 %		24-116	EPA 8270E	3/14/26 03:19



Client:	LaBella Associates (Ballston Spa)	Sample ID:	26C0754-05
Client Project:	2261164 WARWICK BESS- INVESTIGATION	Date Received:	03/12/2026
Client Sample ID:	WB-SB-05 (14-18')	Collection Date/Time:	3/10/26 13:00

Lab ID:	26C0754-05	Laboratory:	ALS Environmental - Stratford
Analysis:	Metals Total	Matrix:	Soil
Prep Method:	Sample Prepared by Method: EPA 3050B		

Parameter	Result	Flag	MDL	RL	Dilution	Units	Reference Method	Extracted	Analyzed	Analyst
Aluminum	11300		4.56	4.56	1	mg/kg dry	EPA 6010D	3/17/26 14:41	3/18/26 10:46	AGNR
Antimony	ND		2.28	2.28	1	mg/kg dry	EPA 6010D	3/17/26 14:41	3/18/26 10:46	AGNR
Arsenic	5.90		1.37	1.37	1	mg/kg dry	EPA 6010D	3/17/26 14:41	3/18/26 10:46	AGNR
Barium	25.2		2.28	2.28	1	mg/kg dry	EPA 6010D	3/17/26 14:41	3/18/26 10:46	AGNR
Beryllium	0.575		0.046	0.046	1	mg/kg dry	EPA 6010D	3/17/26 14:41	3/18/26 10:46	AGNR
Cadmium	ND		0.274	0.274	1	mg/kg dry	EPA 6010D	3/17/26 14:41	3/18/26 10:46	AGNR
Calcium	13200		4.56	4.56	1	mg/kg dry	EPA 6010D	3/17/26 14:41	3/18/26 10:46	AGNR
Chromium	15.4		0.457	0.457	1	mg/kg dry	EPA 6010D	3/17/26 14:41	3/18/26 10:46	AGNR
Cobalt	8.95		0.365	0.365	1	mg/kg dry	EPA 6010D	3/17/26 14:41	3/18/26 10:46	AGNR
Copper	25.2		1.83	1.83	1	mg/kg dry	EPA 6010D	3/17/26 14:41	3/18/26 10:46	AGNR
Iron	24200		22.8	22.8	1	mg/kg dry	EPA 6010D	3/17/26 14:41	3/18/26 10:46	AGNR
Lead	9.95		0.457	0.457	1	mg/kg dry	EPA 6010D	3/17/26 14:41	3/18/26 10:46	AGNR
Magnesium	7690		4.57	4.57	1	mg/kg dry	EPA 6010D	3/17/26 14:41	3/18/26 10:46	AGNR
Manganese	590		0.457	0.457	1	mg/kg dry	EPA 6010D	3/17/26 14:41	3/18/26 10:46	AGNR
Nickel	22.6		0.909	0.909	1	mg/kg dry	EPA 6010D	3/17/26 14:41	3/18/26 10:46	AGNR
Potassium	1300		4.57	4.57	1	mg/kg dry	EPA 6010D	3/17/26 14:41	3/18/26 10:46	AGNR
Selenium	ND		2.28	2.28	1	mg/kg dry	EPA 6010D	3/17/26 14:41	3/18/26 10:46	AGNR
Silver	ND		0.460	0.460	1	mg/kg dry	EPA 6010D	3/17/26 14:41	3/18/26 10:46	AGNR
Sodium	ND		45.6	45.6	1	mg/kg dry	EPA 6010D	3/17/26 14:41	3/18/26 10:46	AGNR
Thallium	ND		1.09	1.83	1	mg/kg dry	EPA 6010D	3/17/26 14:41	3/18/26 10:46	AGNR
Vanadium	15.8		0.909	0.909	1	mg/kg dry	EPA 6010D	3/17/26 14:41	3/18/26 10:46	AGNR
Zinc	56.5		2.27	2.27	1	mg/kg dry	EPA 6010D	3/17/26 14:41	3/18/26 10:46	AGNR

Lab ID:	26C0754-05	Laboratory:	ALS Environmental - Stratford
Analysis:	Mercury Total	Matrix:	Soil
Prep Method:	Sample Prepared by Method: EPA 7473 soil		

Parameter	Result	Flag	MDL	RL	Dilution	Units	Reference Method	Extracted	Analyzed	Analyst
Mercury	ND		0.00939	0.0334	1	mg/kg dry	EPA 7473	3/16/26 9:17	3/16/26 15:13	LCB



Client:	LaBella Associates (Ballston Spa)	Sample ID:	26C0754-05
Client Project:	2261164 WARWICK BESS- INVESTIGATION	Date Received:	03/12/2026
Client Sample ID:	WB-SB-05 (14-18')	Collection Date/Time:	3/10/26 13:00

Lab ID:	26C0754-05	Laboratory:	ALS Environmental - Stratford							
Analysis:	Anions by Ion Chromatography	Matrix:	Soil							
Prep Method:	Sample Prepared by Method: EPA 300									
Parameter	Result	Flag	MDL	RL	Dilution	Units	Reference Method	Extracted	Analyzed	Analyst
* Fluoride	ND		2.00	2.00	1	mg/kg	EPA 300.0 Rev 2.1	3/17/26 3:24	3/17/26 03:24	DNP

Lab ID:	26C0754-05	Laboratory:	ALS Environmental - Stratford							
Analysis:	Wet Chemistry Parameters	Matrix:	Soil							
Prep Method:	Sample Prepared by Method: Analysis Preparation									
Parameter	Result	Flag	MDL	RL	Dilution	Units	Reference Method	Extracted	Analyzed	Analyst
pH	8.50	HT-pH		0.500	1	pH units	EPA 9045D	3/13/26 6:48	3/13/26 13:57	SMM
* Phosphorous, Total as P	387		27.8	27.8	10	mg/kg dry	SM 4500-P B5/E	3/16/26 19:29	3/16/26 23:00	sml

Lab ID:	26C0754-05	Laboratory:	ALS Environmental - Stratford							
Analysis:	Miscellaneous Physical Parameters	Matrix:	Soil							
Prep Method:	Sample Prepared by Method: % Solids Prep									
Parameter	Result	Flag	MDL	RL	Dilution	Units	Reference Method	Extracted	Analyzed	Analyst
* % Solids	89.8		0.100	0.100	1	%	SM 2540G	3/13/26 8:45	3/13/26 10:50	CD

Client:	LaBella Associates (Ballston Spa)	Sample ID:	26C0754-06
Client Project:	2261164 WARWICK BESS- INVESTIGATION	Date Received:	03/12/2026
Client Sample ID:	WB-SB-06 (9-13')	Collection Date/Time:	3/10/26 13:30

Lab ID:	26C0754-06	Laboratory:	ALS Environmental - Stratford							
Analysis:	Semivolatile Organic Compounds by GC/MS	Matrix:	Soil							
Prep Method:	Sample Prepared by Method: EPA 3546- SVOA RCP									
Parameter	Result	Flag	MDL	RL	Dilution	Units	Reference Method	Extracted	Analyzed	Analyst
1,1-Biphenyl	ND		0.0230	0.0458	1	mg/kg dry	EPA 8270E	3/14/26 8:05	3/14/26 03:53	AK
1,2,4,5-Tetrachlorobenzene	ND		0.0458	0.0915	1	mg/kg dry	EPA 8270E	3/14/26 8:05	3/14/26 03:53	AK
1,2,4-Trichlorobenzene	ND		0.0230	0.0458	1	mg/kg dry	EPA 8270E	3/14/26 8:05	3/14/26 03:53	AK
1,2-Dichlorobenzene	ND		0.0230	0.0458	1	mg/kg dry	EPA 8270E	3/14/26 8:05	3/14/26 03:53	AK
1,2-Diphenylhydrazine (as Azobenzene)	ND		0.0230	0.0458	1	mg/kg dry	EPA 8270E	3/14/26 8:05	3/14/26 03:53	AK
1,3-Dichlorobenzene	ND		0.0230	0.0458	1	mg/kg dry	EPA 8270E	3/14/26 8:05	3/14/26 03:53	AK
1,4-Dichlorobenzene	ND		0.0230	0.0458	1	mg/kg dry	EPA 8270E	3/14/26 8:05	3/14/26 03:53	AK
2,3,4,6-Tetrachlorophenol	ND		0.0458	0.0915	1	mg/kg dry	EPA 8270E	3/14/26 8:05	3/14/26 03:53	AK
2,4,5-Trichlorophenol	ND		0.0230	0.0458	1	mg/kg dry	EPA 8270E	3/14/26 8:05	3/14/26 03:53	AK



Client:	LaBella Associates (Ballston Spa)	Sample ID:	26C0754-06
Client Project:	2261164 WARWICK BESS- INVESTIGATION	Date Received:	03/12/2026
Client Sample ID:	WB-SB-06 (9-13')	Collection Date/Time:	3/10/26 13:30

Lab ID:	26C0754-06	Laboratory:	ALS Environmental - Stratford
Analysis:	Semivolatile Organic Compounds by GC/MS	Matrix:	Soil
Prep Method:	Sample Prepared by Method: EPA 3546- SVOA RCP		

Parameter	Result	Flag	MDL	RL	Dilution	Units	Reference Method	Extracted	Analyzed	Analyst
2,4,6-Trichlorophenol	ND		0.0230	0.0458	1	mg/kg dry	EPA 8270E	3/14/26 8:05	3/14/26 03:53	AK
2,4-Dichlorophenol	ND		0.0230	0.0458	1	mg/kg dry	EPA 8270E	3/14/26 8:05	3/14/26 03:53	AK
2,4-Dimethylphenol	ND		0.0230	0.0458	1	mg/kg dry	EPA 8270E	3/14/26 8:05	3/14/26 03:53	AK
2,4-Dinitrophenol	ND	CAL-E	0.0458	0.0915	1	mg/kg dry	EPA 8270E	3/14/26 8:05	3/14/26 03:53	AK
2,4-Dinitrotoluene	ND		0.0230	0.0458	1	mg/kg dry	EPA 8270E	3/14/26 8:05	3/14/26 03:53	AK
2,6-Dinitrotoluene	ND		0.0230	0.0458	1	mg/kg dry	EPA 8270E	3/14/26 8:05	3/14/26 03:53	AK
2-Chloronaphthalene	ND		0.0230	0.0458	1	mg/kg dry	EPA 8270E	3/14/26 8:05	3/14/26 03:53	AK
2-Chlorophenol	ND		0.0230	0.0458	1	mg/kg dry	EPA 8270E	3/14/26 8:05	3/14/26 03:53	AK
2-Methylnaphthalene	ND		0.0230	0.0458	1	mg/kg dry	EPA 8270E	3/14/26 8:05	3/14/26 03:53	AK
2-Methylphenol	ND		0.0230	0.0458	1	mg/kg dry	EPA 8270E	3/14/26 8:05	3/14/26 03:53	AK
2-Nitroaniline	ND		0.0458	0.0915	1	mg/kg dry	EPA 8270E	3/14/26 8:05	3/14/26 03:53	AK
2-Nitrophenol	ND		0.0230	0.0458	1	mg/kg dry	EPA 8270E	3/14/26 8:05	3/14/26 03:53	AK
* 3- & 4-Methylphenols	ND		0.0230	0.0458	1	mg/kg dry	EPA 8270E	3/14/26 8:05	3/14/26 03:53	AK
3,3-Dichlorobenzidine	ND		0.0230	0.0458	1	mg/kg dry	EPA 8270E	3/14/26 8:05	3/14/26 03:53	AK
3-Nitroaniline	ND		0.0458	0.0915	1	mg/kg dry	EPA 8270E	3/14/26 8:05	3/14/26 03:53	AK
4,6-Dinitro-2-methylphenol	ND	CAL-E	0.0458	0.0915	1	mg/kg dry	EPA 8270E	3/14/26 8:05	3/14/26 03:53	AK
4-Bromophenyl phenyl ether	ND		0.0230	0.0458	1	mg/kg dry	EPA 8270E	3/14/26 8:05	3/14/26 03:53	AK
4-Chloro-3-methylphenol	ND		0.0230	0.0458	1	mg/kg dry	EPA 8270E	3/14/26 8:05	3/14/26 03:53	AK
4-Chloroaniline	ND		0.0230	0.0458	1	mg/kg dry	EPA 8270E	3/14/26 8:05	3/14/26 03:53	AK
4-Chlorophenyl phenyl ether	ND		0.0230	0.0458	1	mg/kg dry	EPA 8270E	3/14/26 8:05	3/14/26 03:53	AK
4-Nitroaniline	ND		0.0458	0.0915	1	mg/kg dry	EPA 8270E	3/14/26 8:05	3/14/26 03:53	AK
4-Nitrophenol	ND		0.0458	0.0915	1	mg/kg dry	EPA 8270E	3/14/26 8:05	3/14/26 03:53	AK
Acenaphthene	ND		0.0230	0.0458	1	mg/kg dry	EPA 8270E	3/14/26 8:05	3/14/26 03:53	AK
Acenaphthylene	ND		0.0230	0.0458	1	mg/kg dry	EPA 8270E	3/14/26 8:05	3/14/26 03:53	AK
Acetophenone	ND		0.0230	0.0458	1	mg/kg dry	EPA 8270E	3/14/26 8:05	3/14/26 03:53	AK
Aniline	ND		0.0398	0.184	1	mg/kg dry	EPA 8270E	3/14/26 8:05	3/14/26 03:53	AK
Anthracene	ND		0.0230	0.0458	1	mg/kg dry	EPA 8270E	3/14/26 8:05	3/14/26 03:53	AK
Atrazine	ND		0.0230	0.0458	1	mg/kg dry	EPA 8270E	3/14/26 8:05	3/14/26 03:53	AK
Benzaldehyde	ND		0.0230	0.0458	1	mg/kg dry	EPA 8270E	3/14/26 8:05	3/14/26 03:53	AK
Benzidine	ND	CAL-E	0.0918	0.184	1	mg/kg dry	EPA 8270E	3/14/26 8:05	3/14/26 03:53	AK
Benzo(a)anthracene	ND		0.0230	0.0458	1	mg/kg dry	EPA 8270E	3/14/26 8:05	3/14/26 03:53	AK
Benzo(a)pyrene	ND		0.0230	0.0458	1	mg/kg dry	EPA 8270E	3/14/26 8:05	3/14/26 03:53	AK
Benzo(b)fluoranthene	ND		0.0230	0.0458	1	mg/kg dry	EPA 8270E	3/14/26 8:05	3/14/26 03:53	AK
Benzo(g,h,i)perylene	ND		0.0230	0.0458	1	mg/kg dry	EPA 8270E	3/14/26 8:05	3/14/26 03:53	AK
Benzo(k)fluoranthene	ND		0.0230	0.0458	1	mg/kg dry	EPA 8270E	3/14/26 8:05	3/14/26 03:53	AK
Benzoic acid	ND		0.0230	0.0458	1	mg/kg dry	EPA 8270E	3/14/26 8:05	3/14/26 03:53	AK
Benzyl alcohol	ND		0.0230	0.0458	1	mg/kg dry	EPA 8270E	3/14/26 8:05	3/14/26 03:53	AK
Benzyl butyl phthalate	ND		0.0230	0.0458	1	mg/kg dry	EPA 8270E	3/14/26 8:05	3/14/26 03:53	AK
Bis(2-chloroethoxy)methane	ND		0.0230	0.0458	1	mg/kg dry	EPA 8270E	3/14/26 8:05	3/14/26 03:53	AK
Bis(2-chloroethyl)ether	ND		0.0230	0.0458	1	mg/kg dry	EPA 8270E	3/14/26 8:05	3/14/26 03:53	AK
Bis(2-chloroisopropyl)ether	ND	CCVE	0.0230	0.0458	1	mg/kg dry	EPA 8270E	3/14/26 8:05	3/14/26 03:53	AK
Bis(2-ethylhexyl)phthalate	ND		0.0230	0.0458	1	mg/kg dry	EPA 8270E	3/14/26 8:05	3/14/26 03:53	AK
Caprolactam	ND		0.0458	0.0915	1	mg/kg dry	EPA 8270E	3/14/26 8:05	3/14/26 03:53	AK
Carbazole	ND		0.0230	0.0458	1	mg/kg dry	EPA 8270E	3/14/26 8:05	3/14/26 03:53	AK
Chrysene	ND		0.0230	0.0458	1	mg/kg dry	EPA 8270E	3/14/26 8:05	3/14/26 03:53	AK
Dibenzo(a,h)anthracene	ND		0.0230	0.0458	1	mg/kg dry	EPA 8270E	3/14/26 8:05	3/14/26 03:53	AK



Client:	LaBella Associates (Ballston Spa)	Sample ID:	26C0754-06
Client Project:	2261164 WARWICK BESS- INVESTIGATION	Date Received:	03/12/2026
Client Sample ID:	WB-SB-06 (9-13')	Collection Date/Time:	3/10/26 13:30

Lab ID:	26C0754-06	Laboratory:	ALS Environmental - Stratford
Analysis:	Semivolatile Organic Compounds by GC/MS	Matrix:	Soil
Prep Method:	Sample Prepared by Method: EPA 3546- SVOA RCP		

Parameter	Result	Flag	MDL	RL	Dilution	Units	Reference Method	Extracted	Analyzed	Analyst
Dibenzofuran	ND		0.0230	0.0458	1	mg/kg dry	EPA 8270E	3/14/26 8:05	3/14/26 03:53	AK
Diethyl phthalate	ND		0.0230	0.0458	1	mg/kg dry	EPA 8270E	3/14/26 8:05	3/14/26 03:53	AK
Dimethyl phthalate	ND		0.0230	0.0458	1	mg/kg dry	EPA 8270E	3/14/26 8:05	3/14/26 03:53	AK
Di-n-butyl phthalate	ND		0.0230	0.0458	1	mg/kg dry	EPA 8270E	3/14/26 8:05	3/14/26 03:53	AK
Di-n-octyl phthalate	ND		0.0230	0.0458	1	mg/kg dry	EPA 8270E	3/14/26 8:05	3/14/26 03:53	AK
Fluoranthene	ND		0.0230	0.0458	1	mg/kg dry	EPA 8270E	3/14/26 8:05	3/14/26 03:53	AK
Fluorene	ND		0.0230	0.0458	1	mg/kg dry	EPA 8270E	3/14/26 8:05	3/14/26 03:53	AK
Hexachlorobenzene	ND		0.0230	0.0458	1	mg/kg dry	EPA 8270E	3/14/26 8:05	3/14/26 03:53	AK
Hexachlorobutadiene	ND		0.0230	0.0458	1	mg/kg dry	EPA 8270E	3/14/26 8:05	3/14/26 03:53	AK
Hexachlorocyclopentadiene	ND	CCVE	0.0230	0.0458	1	mg/kg dry	EPA 8270E	3/14/26 8:05	3/14/26 03:53	AK
Hexachloroethane	ND		0.0230	0.0458	1	mg/kg dry	EPA 8270E	3/14/26 8:05	3/14/26 03:53	AK
Indeno(1,2,3-cd)pyrene	ND		0.0230	0.0458	1	mg/kg dry	EPA 8270E	3/14/26 8:05	3/14/26 03:53	AK
Isophorone	ND		0.0230	0.0458	1	mg/kg dry	EPA 8270E	3/14/26 8:05	3/14/26 03:53	AK
Naphthalene	ND		0.0230	0.0458	1	mg/kg dry	EPA 8270E	3/14/26 8:05	3/14/26 03:53	AK
Nitrobenzene	ND		0.0230	0.0458	1	mg/kg dry	EPA 8270E	3/14/26 8:05	3/14/26 03:53	AK
N-Nitrosodimethylamine	ND		0.0230	0.0458	1	mg/kg dry	EPA 8270E	3/14/26 8:05	3/14/26 03:53	AK
N-nitroso-di-n-propylamine	ND		0.0230	0.0458	1	mg/kg dry	EPA 8270E	3/14/26 8:05	3/14/26 03:53	AK
N-Nitrosodiphenylamine	ND		0.0230	0.0458	1	mg/kg dry	EPA 8270E	3/14/26 8:05	3/14/26 03:53	AK
Pentachlorophenol	ND	CCVE	0.0230	0.0458	1	mg/kg dry	EPA 8270E	3/14/26 8:05	3/14/26 03:53	AK
Phenanthrene	ND		0.0230	0.0458	1	mg/kg dry	EPA 8270E	3/14/26 8:05	3/14/26 03:53	AK
Phenol	ND		0.0230	0.0458	1	mg/kg dry	EPA 8270E	3/14/26 8:05	3/14/26 03:53	AK
Pyrene	ND		0.0230	0.0458	1	mg/kg dry	EPA 8270E	3/14/26 8:05	3/14/26 03:53	AK
Pyridine	ND		0.0918	0.184	1	mg/kg dry	EPA 8270E	3/14/26 8:05	3/14/26 03:53	AK

Surrogate Recoveries	Result	Flag	Acceptance Range	Reference	Analyzed
Surrogate: SURR: 2-Fluorophenol	35.3 %		20-108	EPA 8270E	3/14/26 03:53
Surrogate: SURR: Phenol-d6	33.0 %		23-114	EPA 8270E	3/14/26 03:53
Surrogate: SURR: Nitrobenzene-d5	35.4 %		22-108	EPA 8270E	3/14/26 03:53
Surrogate: SURR: 2-Fluorobiphenyl	37.3 %		21-113	EPA 8270E	3/14/26 03:53
Surrogate: SURR: 2,4,6-Tribromophenol	27.7 %		19-110	EPA 8270E	3/14/26 03:53
Surrogate: SURR: Terphenyl-d14	43.3 %		24-116	EPA 8270E	3/14/26 03:53



Client:	LaBella Associates (Ballston Spa)	Sample ID:	26C0754-06
Client Project:	2261164 WARWICK BESS- INVESTIGATION	Date Received:	03/12/2026
Client Sample ID:	WB-SB-06 (9-13')	Collection Date/Time:	3/10/26 13:30

Lab ID:	26C0754-06	Laboratory:	ALS Environmental - Stratford
Analysis:	Metals Total	Matrix:	Soil
Prep Method:	Sample Prepared by Method: EPA 3050B		

Parameter	Result	Flag	MDL	RL	Dilution	Units	Reference Method	Extracted	Analyzed	Analyst
Aluminum	13200		4.73	4.73	1	mg/kg dry	EPA 6010D	3/17/26 14:41	3/18/26 10:48	AGNR
Antimony	ND		2.37	2.37	1	mg/kg dry	EPA 6010D	3/17/26 14:41	3/18/26 10:48	AGNR
Arsenic	7.40		1.42	1.42	1	mg/kg dry	EPA 6010D	3/17/26 14:41	3/18/26 10:48	AGNR
Barium	50.1		2.36	2.36	1	mg/kg dry	EPA 6010D	3/17/26 14:41	3/18/26 10:48	AGNR
Beryllium	0.626		0.048	0.048	1	mg/kg dry	EPA 6010D	3/17/26 14:41	3/18/26 10:48	AGNR
Cadmium	ND		0.284	0.284	1	mg/kg dry	EPA 6010D	3/17/26 14:41	3/18/26 10:48	AGNR
Calcium	2440		4.73	4.73	1	mg/kg dry	EPA 6010D	3/17/26 14:41	3/18/26 10:48	AGNR
Chromium	17.9		0.474	0.474	1	mg/kg dry	EPA 6010D	3/17/26 14:41	3/18/26 10:48	AGNR
Cobalt	10.3		0.378	0.378	1	mg/kg dry	EPA 6010D	3/17/26 14:41	3/18/26 10:48	AGNR
Copper	30.7		1.89	1.89	1	mg/kg dry	EPA 6010D	3/17/26 14:41	3/18/26 10:48	AGNR
Iron	28100		23.7	23.7	1	mg/kg dry	EPA 6010D	3/17/26 14:41	3/18/26 10:48	AGNR
Lead	11.3		0.474	0.474	1	mg/kg dry	EPA 6010D	3/17/26 14:41	3/18/26 10:48	AGNR
Magnesium	5960		4.74	4.74	1	mg/kg dry	EPA 6010D	3/17/26 14:41	3/18/26 10:48	AGNR
Manganese	763		0.474	0.474	1	mg/kg dry	EPA 6010D	3/17/26 14:41	3/18/26 10:48	AGNR
Nickel	25.7		0.943	0.943	1	mg/kg dry	EPA 6010D	3/17/26 14:41	3/18/26 10:48	AGNR
Potassium	1910		4.74	4.74	1	mg/kg dry	EPA 6010D	3/17/26 14:41	3/18/26 10:48	AGNR
Selenium	ND		2.37	2.37	1	mg/kg dry	EPA 6010D	3/17/26 14:41	3/18/26 10:48	AGNR
Silver	ND		0.477	0.477	1	mg/kg dry	EPA 6010D	3/17/26 14:41	3/18/26 10:48	AGNR
Sodium	56.1		47.3	47.3	1	mg/kg dry	EPA 6010D	3/17/26 14:41	3/18/26 10:48	AGNR
Thallium	ND		1.14	1.90	1	mg/kg dry	EPA 6010D	3/17/26 14:41	3/18/26 10:48	AGNR
Vanadium	21.3		0.943	0.943	1	mg/kg dry	EPA 6010D	3/17/26 14:41	3/18/26 10:48	AGNR
Zinc	71.8		2.36	2.36	1	mg/kg dry	EPA 6010D	3/17/26 14:41	3/18/26 10:48	AGNR

Lab ID:	26C0754-06	Laboratory:	ALS Environmental - Stratford
Analysis:	Mercury Total	Matrix:	Soil
Prep Method:	Sample Prepared by Method: EPA 7473 soil		

Parameter	Result	Flag	MDL	RL	Dilution	Units	Reference Method	Extracted	Analyzed	Analyst
Mercury	ND		0.00958	0.0341	1	mg/kg dry	EPA 7473	3/16/26 9:17	3/16/26 15:13	LCB



Client:	LaBella Associates (Ballston Spa)	Sample ID:	26C0754-06
Client Project:	2261164 WARWICK BESS- INVESTIGATION	Date Received:	03/12/2026
Client Sample ID:	WB-SB-06 (9-13')	Collection Date/Time:	3/10/26 13:30

Lab ID:	26C0754-06	Laboratory:	ALS Environmental - Stratford							
Analysis:	Anions by Ion Chromatography	Matrix:	Soil							
Prep Method:	Sample Prepared by Method: EPA 300									
Parameter	Result	Flag	MDL	RL	Dilution	Units	Reference Method	Extracted	Analyzed	Analyst
* Fluoride	ND		2.00	2.00	1	mg/kg	EPA 300.0 Rev 2.1	3/17/26 3:34	3/17/26 03:34	DNP

Lab ID:	26C0754-06	Laboratory:	ALS Environmental - Stratford							
Analysis:	Wet Chemistry Parameters	Matrix:	Soil							
Prep Method:	Sample Prepared by Method: Analysis Preparation									
Parameter	Result	Flag	MDL	RL	Dilution	Units	Reference Method	Extracted	Analyzed	Analyst
pH	7.01	HT-pH		0.500	1	pH units	EPA 9045D	3/13/26 6:48	3/13/26 14:07	SMM
* Phosphorous, Total as P	413		28.4	28.4	10	mg/kg dry	SM 4500-P B5/E	3/16/26 19:29	3/16/26 23:00	sml

Lab ID:	26C0754-06	Laboratory:	ALS Environmental - Stratford							
Analysis:	Miscellaneous Physical Parameters	Matrix:	Soil							
Prep Method:	Sample Prepared by Method: % Solids Prep									
Parameter	Result	Flag	MDL	RL	Dilution	Units	Reference Method	Extracted	Analyzed	Analyst
* % Solids	88.1		0.100	0.100	1	%	SM 2540G	3/13/26 8:45	3/13/26 10:50	CD

Client:	LaBella Associates (Ballston Spa)	Sample ID:	26C0754-07
Client Project:	2261164 WARWICK BESS- INVESTIGATION	Date Received:	03/12/2026
Client Sample ID:	WB-SS-01 (0-6")	Collection Date/Time:	3/10/26 14:30

Lab ID:	26C0754-07	Laboratory:	ALS Environmental - Stratford							
Analysis:	Semivolatile Organic Compounds by GC/MS	Matrix:	Soil							
Prep Method:	Sample Prepared by Method: EPA 3546- SVOA RCP									
Parameter	Result	Flag	MDL	RL	Dilution	Units	Reference Method	Extracted	Analyzed	Analyst
1,1-Biphenyl	ND		0.0233	0.0465	1	mg/kg dry	EPA 8270E	3/14/26 8:05	3/14/26 04:27	AK
1,2,4,5-Tetrachlorobenzene	ND		0.0465	0.0929	1	mg/kg dry	EPA 8270E	3/14/26 8:05	3/14/26 04:27	AK
1,2,4-Trichlorobenzene	ND		0.0233	0.0465	1	mg/kg dry	EPA 8270E	3/14/26 8:05	3/14/26 04:27	AK
1,2-Dichlorobenzene	ND		0.0233	0.0465	1	mg/kg dry	EPA 8270E	3/14/26 8:05	3/14/26 04:27	AK
1,2-Diphenylhydrazine (as Azobenzene)	ND		0.0233	0.0465	1	mg/kg dry	EPA 8270E	3/14/26 8:05	3/14/26 04:27	AK
1,3-Dichlorobenzene	ND		0.0233	0.0465	1	mg/kg dry	EPA 8270E	3/14/26 8:05	3/14/26 04:27	AK
1,4-Dichlorobenzene	ND		0.0233	0.0465	1	mg/kg dry	EPA 8270E	3/14/26 8:05	3/14/26 04:27	AK
2,3,4,6-Tetrachlorophenol	ND		0.0465	0.0929	1	mg/kg dry	EPA 8270E	3/14/26 8:05	3/14/26 04:27	AK
2,4,5-Trichlorophenol	ND		0.0233	0.0465	1	mg/kg dry	EPA 8270E	3/14/26 8:05	3/14/26 04:27	AK



Client:	LaBella Associates (Ballston Spa)	Sample ID:	26C0754-07
Client Project:	2261164 WARWICK BESS- INVESTIGATION	Date Received:	03/12/2026
Client Sample ID:	WB-SS-01 (0-6")	Collection Date/Time:	3/10/26 14:30

Lab ID:	26C0754-07	Laboratory:	ALS Environmental - Stratford
Analysis:	Semivolatile Organic Compounds by GC/MS	Matrix:	Soil
Prep Method:	Sample Prepared by Method: EPA 3546- SVOA RCP		

Parameter	Result	Flag	MDL	RL	Dilution	Units	Reference Method	Extracted	Analyzed	Analyst
2,4,6-Trichlorophenol	ND		0.0233	0.0465	1	mg/kg dry	EPA 8270E	3/14/26 8:05	3/14/26 04:27	AK
2,4-Dichlorophenol	ND		0.0233	0.0465	1	mg/kg dry	EPA 8270E	3/14/26 8:05	3/14/26 04:27	AK
2,4-Dimethylphenol	ND		0.0233	0.0465	1	mg/kg dry	EPA 8270E	3/14/26 8:05	3/14/26 04:27	AK
2,4-Dinitrophenol	ND	CAL-E	0.0465	0.0929	1	mg/kg dry	EPA 8270E	3/14/26 8:05	3/14/26 04:27	AK
2,4-Dinitrotoluene	ND		0.0233	0.0465	1	mg/kg dry	EPA 8270E	3/14/26 8:05	3/14/26 04:27	AK
2,6-Dinitrotoluene	ND		0.0233	0.0465	1	mg/kg dry	EPA 8270E	3/14/26 8:05	3/14/26 04:27	AK
2-Chloronaphthalene	ND		0.0233	0.0465	1	mg/kg dry	EPA 8270E	3/14/26 8:05	3/14/26 04:27	AK
2-Chlorophenol	ND		0.0233	0.0465	1	mg/kg dry	EPA 8270E	3/14/26 8:05	3/14/26 04:27	AK
2-Methylnaphthalene	ND		0.0233	0.0465	1	mg/kg dry	EPA 8270E	3/14/26 8:05	3/14/26 04:27	AK
2-Methylphenol	ND		0.0233	0.0465	1	mg/kg dry	EPA 8270E	3/14/26 8:05	3/14/26 04:27	AK
2-Nitroaniline	ND		0.0465	0.0929	1	mg/kg dry	EPA 8270E	3/14/26 8:05	3/14/26 04:27	AK
2-Nitrophenol	ND		0.0233	0.0465	1	mg/kg dry	EPA 8270E	3/14/26 8:05	3/14/26 04:27	AK
* 3- & 4-Methylphenols	ND		0.0233	0.0465	1	mg/kg dry	EPA 8270E	3/14/26 8:05	3/14/26 04:27	AK
3,3-Dichlorobenzidine	ND		0.0233	0.0465	1	mg/kg dry	EPA 8270E	3/14/26 8:05	3/14/26 04:27	AK
3-Nitroaniline	ND		0.0465	0.0929	1	mg/kg dry	EPA 8270E	3/14/26 8:05	3/14/26 04:27	AK
4,6-Dinitro-2-methylphenol	ND	CAL-E	0.0465	0.0929	1	mg/kg dry	EPA 8270E	3/14/26 8:05	3/14/26 04:27	AK
4-Bromophenyl phenyl ether	ND		0.0233	0.0465	1	mg/kg dry	EPA 8270E	3/14/26 8:05	3/14/26 04:27	AK
4-Chloro-3-methylphenol	ND		0.0233	0.0465	1	mg/kg dry	EPA 8270E	3/14/26 8:05	3/14/26 04:27	AK
4-Chloroaniline	ND		0.0233	0.0465	1	mg/kg dry	EPA 8270E	3/14/26 8:05	3/14/26 04:27	AK
4-Chlorophenyl phenyl ether	ND		0.0233	0.0465	1	mg/kg dry	EPA 8270E	3/14/26 8:05	3/14/26 04:27	AK
4-Nitroaniline	ND		0.0465	0.0929	1	mg/kg dry	EPA 8270E	3/14/26 8:05	3/14/26 04:27	AK
4-Nitrophenol	ND		0.0465	0.0929	1	mg/kg dry	EPA 8270E	3/14/26 8:05	3/14/26 04:27	AK
Acenaphthene	ND		0.0233	0.0465	1	mg/kg dry	EPA 8270E	3/14/26 8:05	3/14/26 04:27	AK
Acenaphthylene	ND		0.0233	0.0465	1	mg/kg dry	EPA 8270E	3/14/26 8:05	3/14/26 04:27	AK
Acetophenone	ND		0.0233	0.0465	1	mg/kg dry	EPA 8270E	3/14/26 8:05	3/14/26 04:27	AK
Aniline	ND		0.0404	0.186	1	mg/kg dry	EPA 8270E	3/14/26 8:05	3/14/26 04:27	AK
Anthracene	ND		0.0233	0.0465	1	mg/kg dry	EPA 8270E	3/14/26 8:05	3/14/26 04:27	AK
Atrazine	ND		0.0233	0.0465	1	mg/kg dry	EPA 8270E	3/14/26 8:05	3/14/26 04:27	AK
Benzaldehyde	ND		0.0233	0.0465	1	mg/kg dry	EPA 8270E	3/14/26 8:05	3/14/26 04:27	AK
Benzidine	ND	CAL-E	0.0931	0.186	1	mg/kg dry	EPA 8270E	3/14/26 8:05	3/14/26 04:27	AK
Benzo(a)anthracene	ND		0.0233	0.0465	1	mg/kg dry	EPA 8270E	3/14/26 8:05	3/14/26 04:27	AK
Benzo(a)pyrene	ND		0.0233	0.0465	1	mg/kg dry	EPA 8270E	3/14/26 8:05	3/14/26 04:27	AK
Benzo(b)fluoranthene	ND		0.0233	0.0465	1	mg/kg dry	EPA 8270E	3/14/26 8:05	3/14/26 04:27	AK
Benzo(g,h,i)perylene	ND		0.0233	0.0465	1	mg/kg dry	EPA 8270E	3/14/26 8:05	3/14/26 04:27	AK
Benzo(k)fluoranthene	ND		0.0233	0.0465	1	mg/kg dry	EPA 8270E	3/14/26 8:05	3/14/26 04:27	AK
Benzoic acid	ND		0.0233	0.0465	1	mg/kg dry	EPA 8270E	3/14/26 8:05	3/14/26 04:27	AK
Benzyl alcohol	ND		0.0233	0.0465	1	mg/kg dry	EPA 8270E	3/14/26 8:05	3/14/26 04:27	AK
Benzyl butyl phthalate	ND		0.0233	0.0465	1	mg/kg dry	EPA 8270E	3/14/26 8:05	3/14/26 04:27	AK
Bis(2-chloroethoxy)methane	ND		0.0233	0.0465	1	mg/kg dry	EPA 8270E	3/14/26 8:05	3/14/26 04:27	AK
Bis(2-chloroethyl)ether	ND		0.0233	0.0465	1	mg/kg dry	EPA 8270E	3/14/26 8:05	3/14/26 04:27	AK
Bis(2-chloroisopropyl)ether	ND	CCVE	0.0233	0.0465	1	mg/kg dry	EPA 8270E	3/14/26 8:05	3/14/26 04:27	AK
Bis(2-ethylhexyl)phthalate	ND		0.0233	0.0465	1	mg/kg dry	EPA 8270E	3/14/26 8:05	3/14/26 04:27	AK
Caprolactam	ND		0.0465	0.0929	1	mg/kg dry	EPA 8270E	3/14/26 8:05	3/14/26 04:27	AK
Carbazole	ND		0.0233	0.0465	1	mg/kg dry	EPA 8270E	3/14/26 8:05	3/14/26 04:27	AK
Chrysene	ND		0.0233	0.0465	1	mg/kg dry	EPA 8270E	3/14/26 8:05	3/14/26 04:27	AK
Dibenzo(a,h)anthracene	ND		0.0233	0.0465	1	mg/kg dry	EPA 8270E	3/14/26 8:05	3/14/26 04:27	AK



Client:	LaBella Associates (Ballston Spa)	Sample ID:	26C0754-07
Client Project:	2261164 WARWICK BESS- INVESTIGATION	Date Received:	03/12/2026
Client Sample ID:	WB-SS-01 (0-6")	Collection Date/Time:	3/10/26 14:30

Lab ID:	26C0754-07	Laboratory:	ALS Environmental - Stratford
Analysis:	Semivolatile Organic Compounds by GC/MS	Matrix:	Soil
Prep Method:	Sample Prepared by Method: EPA 3546- SVOA RCP		

Parameter	Result	Flag	MDL	RL	Dilution	Units	Reference Method	Extracted	Analyzed	Analyst
Dibenzofuran	ND		0.0233	0.0465	1	mg/kg dry	EPA 8270E	3/14/26 8:05	3/14/26 04:27	AK
Diethyl phthalate	ND		0.0233	0.0465	1	mg/kg dry	EPA 8270E	3/14/26 8:05	3/14/26 04:27	AK
Dimethyl phthalate	ND		0.0233	0.0465	1	mg/kg dry	EPA 8270E	3/14/26 8:05	3/14/26 04:27	AK
Di-n-butyl phthalate	ND		0.0233	0.0465	1	mg/kg dry	EPA 8270E	3/14/26 8:05	3/14/26 04:27	AK
Di-n-octyl phthalate	ND		0.0233	0.0465	1	mg/kg dry	EPA 8270E	3/14/26 8:05	3/14/26 04:27	AK
Fluoranthene	ND		0.0233	0.0465	1	mg/kg dry	EPA 8270E	3/14/26 8:05	3/14/26 04:27	AK
Fluorene	ND		0.0233	0.0465	1	mg/kg dry	EPA 8270E	3/14/26 8:05	3/14/26 04:27	AK
Hexachlorobenzene	ND		0.0233	0.0465	1	mg/kg dry	EPA 8270E	3/14/26 8:05	3/14/26 04:27	AK
Hexachlorobutadiene	ND		0.0233	0.0465	1	mg/kg dry	EPA 8270E	3/14/26 8:05	3/14/26 04:27	AK
Hexachlorocyclopentadiene	ND	CCVE	0.0233	0.0465	1	mg/kg dry	EPA 8270E	3/14/26 8:05	3/14/26 04:27	AK
Hexachloroethane	ND		0.0233	0.0465	1	mg/kg dry	EPA 8270E	3/14/26 8:05	3/14/26 04:27	AK
Indeno(1,2,3-cd)pyrene	ND		0.0233	0.0465	1	mg/kg dry	EPA 8270E	3/14/26 8:05	3/14/26 04:27	AK
Isophorone	ND		0.0233	0.0465	1	mg/kg dry	EPA 8270E	3/14/26 8:05	3/14/26 04:27	AK
Naphthalene	ND		0.0233	0.0465	1	mg/kg dry	EPA 8270E	3/14/26 8:05	3/14/26 04:27	AK
Nitrobenzene	ND		0.0233	0.0465	1	mg/kg dry	EPA 8270E	3/14/26 8:05	3/14/26 04:27	AK
N-Nitrosodimethylamine	ND		0.0233	0.0465	1	mg/kg dry	EPA 8270E	3/14/26 8:05	3/14/26 04:27	AK
N-nitroso-di-n-propylamine	ND		0.0233	0.0465	1	mg/kg dry	EPA 8270E	3/14/26 8:05	3/14/26 04:27	AK
N-Nitrosodiphenylamine	ND		0.0233	0.0465	1	mg/kg dry	EPA 8270E	3/14/26 8:05	3/14/26 04:27	AK
Pentachlorophenol	ND	CCVE	0.0233	0.0465	1	mg/kg dry	EPA 8270E	3/14/26 8:05	3/14/26 04:27	AK
Phenanthrene	ND		0.0233	0.0465	1	mg/kg dry	EPA 8270E	3/14/26 8:05	3/14/26 04:27	AK
Phenol	ND		0.0233	0.0465	1	mg/kg dry	EPA 8270E	3/14/26 8:05	3/14/26 04:27	AK
Pyrene	ND		0.0233	0.0465	1	mg/kg dry	EPA 8270E	3/14/26 8:05	3/14/26 04:27	AK
Pyridine	ND		0.0931	0.186	1	mg/kg dry	EPA 8270E	3/14/26 8:05	3/14/26 04:27	AK

Surrogate Recoveries	Result	Flag	Acceptance Range	Reference	Analyzed
Surrogate: SURR: 2-Fluorophenol	37.6 %		20-108	EPA 8270E	3/14/26 04:27
Surrogate: SURR: Phenol-d6	36.1 %		23-114	EPA 8270E	3/14/26 04:27
Surrogate: SURR: Nitrobenzene-d5	36.2 %		22-108	EPA 8270E	3/14/26 04:27
Surrogate: SURR: 2-Fluorobiphenyl	40.2 %		21-113	EPA 8270E	3/14/26 04:27
Surrogate: SURR: 2,4,6-Tribromophenol	30.6 %		19-110	EPA 8270E	3/14/26 04:27
Surrogate: SURR: Terphenyl-d14	45.5 %		24-116	EPA 8270E	3/14/26 04:27



Client:	LaBella Associates (Ballston Spa)	Sample ID:	26C0754-07
Client Project:	2261164 WARWICK BESS- INVESTIGATION	Date Received:	03/12/2026
Client Sample ID:	WB-SS-01 (0-6")	Collection Date/Time:	3/10/26 14:30

Lab ID:	26C0754-07	Laboratory:	ALS Environmental - Stratford
Analysis:	Metals Total	Matrix:	Soil
Prep Method:	Sample Prepared by Method: EPA 3050B		

Parameter	Result	Flag	MDL	RL	Dilution	Units	Reference Method	Extracted	Analyzed	Analyst
Aluminum	15400		4.80	4.80	1	mg/kg dry	EPA 6010D	3/17/26 14:41	3/18/26 10:49	AGNR
Antimony	ND		2.40	2.40	1	mg/kg dry	EPA 6010D	3/17/26 14:41	3/18/26 10:49	AGNR
Arsenic	6.85		1.44	1.44	1	mg/kg dry	EPA 6010D	3/17/26 14:41	3/18/26 10:49	AGNR
Barium	42.8		2.40	2.40	1	mg/kg dry	EPA 6010D	3/17/26 14:41	3/18/26 10:49	AGNR
Beryllium	0.608		0.048	0.048	1	mg/kg dry	EPA 6010D	3/17/26 14:41	3/18/26 10:49	AGNR
Cadmium	ND		0.288	0.288	1	mg/kg dry	EPA 6010D	3/17/26 14:41	3/18/26 10:49	AGNR
Calcium	1220		4.80	4.80	1	mg/kg dry	EPA 6010D	3/17/26 14:41	3/18/26 10:49	AGNR
Chromium	17.3		0.480	0.480	1	mg/kg dry	EPA 6010D	3/17/26 14:41	3/18/26 10:49	AGNR
Cobalt	11.5		0.384	0.384	1	mg/kg dry	EPA 6010D	3/17/26 14:41	3/18/26 10:49	AGNR
Copper	29.5		1.92	1.92	1	mg/kg dry	EPA 6010D	3/17/26 14:41	3/18/26 10:49	AGNR
Iron	27200		24.0	24.0	1	mg/kg dry	EPA 6010D	3/17/26 14:41	3/18/26 10:49	AGNR
Lead	15.4		0.480	0.480	1	mg/kg dry	EPA 6010D	3/17/26 14:41	3/18/26 10:49	AGNR
Magnesium	6810		4.80	4.80	1	mg/kg dry	EPA 6010D	3/17/26 14:41	3/18/26 10:49	AGNR
Manganese	883		0.480	0.480	1	mg/kg dry	EPA 6010D	3/17/26 14:41	3/18/26 10:49	AGNR
Nickel	26.2		0.956	0.956	1	mg/kg dry	EPA 6010D	3/17/26 14:41	3/18/26 10:49	AGNR
Potassium	1600		4.80	4.80	1	mg/kg dry	EPA 6010D	3/17/26 14:41	3/18/26 10:49	AGNR
Selenium	ND		2.40	2.40	1	mg/kg dry	EPA 6010D	3/17/26 14:41	3/18/26 10:49	AGNR
Silver	ND		0.484	0.484	1	mg/kg dry	EPA 6010D	3/17/26 14:41	3/18/26 10:49	AGNR
Sodium	ND		48.0	48.0	1	mg/kg dry	EPA 6010D	3/17/26 14:41	3/18/26 10:49	AGNR
Thallium	ND		1.15	1.92	1	mg/kg dry	EPA 6010D	3/17/26 14:41	3/18/26 10:49	AGNR
Vanadium	22.8		0.956	0.956	1	mg/kg dry	EPA 6010D	3/17/26 14:41	3/18/26 10:49	AGNR
Zinc	69.5		2.39	2.39	1	mg/kg dry	EPA 6010D	3/17/26 14:41	3/18/26 10:49	AGNR

Lab ID:	26C0754-07	Laboratory:	ALS Environmental - Stratford
Analysis:	Mercury Total	Matrix:	Soil
Prep Method:	Sample Prepared by Method: EPA 7473 soil		

Parameter	Result	Flag	MDL	RL	Dilution	Units	Reference Method	Extracted	Analyzed	Analyst
Mercury	0.0580		0.00988	0.0351	1	mg/kg dry	EPA 7473	3/16/26 9:17	3/16/26 15:14	LCB



Client:	LaBella Associates (Ballston Spa)	Sample ID:	26C0754-07
Client Project:	2261164 WARWICK BESS- INVESTIGATION	Date Received:	03/12/2026
Client Sample ID:	WB-SS-01 (0-6")	Collection Date/Time:	3/10/26 14:30

Lab ID:	26C0754-07	Laboratory:	ALS Environmental - Stratford							
Analysis:	Anions by Ion Chromatography	Matrix:	Soil							
Prep Method:	Sample Prepared by Method: EPA 300									
Parameter	Result	Flag	MDL	RL	Dilution	Units	Reference Method	Extracted	Analyzed	Analyst
* Fluoride	ND		2.00	2.00	1	mg/kg	EPA 300.0 Rev 2.1	3/17/26 3:45	3/17/26 03:45	DNP

Lab ID:	26C0754-07	Laboratory:	ALS Environmental - Stratford							
Analysis:	Wet Chemistry Parameters	Matrix:	Soil							
Prep Method:	Sample Prepared by Method: Analysis Preparation									
Parameter	Result	Flag	MDL	RL	Dilution	Units	Reference Method	Extracted	Analyzed	Analyst
pH	6.05	HT-pH		0.500	1	pH units	EPA 9045D	3/13/26 6:48	3/13/26 14:10	SMM
* Phosphorous, Total as P	402		29.3	29.3	10	mg/kg dry	SM 4500-P B5/E	3/16/26 19:29	3/16/26 23:00	sml

Lab ID:	26C0754-07	Laboratory:	ALS Environmental - Stratford							
Analysis:	Miscellaneous Physical Parameters	Matrix:	Soil							
Prep Method:	Sample Prepared by Method: % Solids Prep									
Parameter	Result	Flag	MDL	RL	Dilution	Units	Reference Method	Extracted	Analyzed	Analyst
* % Solids	85.4		0.100	0.100	1	%	SM 2540G	3/13/26 8:45	3/13/26 10:50	CD

Client:	LaBella Associates (Ballston Spa)	Sample ID:	26C0754-08
Client Project:	2261164 WARWICK BESS- INVESTIGATION	Date Received:	03/12/2026
Client Sample ID:	WB-SS-02 (0-6")	Collection Date/Time:	3/10/26 14:40

Lab ID:	26C0754-08	Laboratory:	ALS Environmental - Stratford							
Analysis:	Semivolatile Organic Compounds by GC/MS	Matrix:	Soil							
Prep Method:	Sample Prepared by Method: EPA 3546- SVOA RCP									
Parameter	Result	Flag	MDL	RL	Dilution	Units	Reference Method	Extracted	Analyzed	Analyst
1,1-Biphenyl	ND		0.0267	0.0533	1	mg/kg dry	EPA 8270E	3/13/26 8:05	3/13/26 18:19	AK
1,2,4,5-Tetrachlorobenzene	ND		0.0533	0.107	1	mg/kg dry	EPA 8270E	3/13/26 8:05	3/13/26 18:19	AK
1,2,4-Trichlorobenzene	ND		0.0267	0.0533	1	mg/kg dry	EPA 8270E	3/13/26 8:05	3/13/26 18:19	AK
1,2-Dichlorobenzene	ND		0.0267	0.0533	1	mg/kg dry	EPA 8270E	3/13/26 8:05	3/13/26 18:19	AK
1,2-Diphenylhydrazine (as Azobenzene)	ND		0.0267	0.0533	1	mg/kg dry	EPA 8270E	3/13/26 8:05	3/13/26 18:19	AK
1,3-Dichlorobenzene	ND		0.0267	0.0533	1	mg/kg dry	EPA 8270E	3/13/26 8:05	3/13/26 18:19	AK
1,4-Dichlorobenzene	ND		0.0267	0.0533	1	mg/kg dry	EPA 8270E	3/13/26 8:05	3/13/26 18:19	AK
2,3,4,6-Tetrachlorophenol	ND		0.0533	0.107	1	mg/kg dry	EPA 8270E	3/13/26 8:05	3/13/26 18:19	AK
2,4,5-Trichlorophenol	ND		0.0267	0.0533	1	mg/kg dry	EPA 8270E	3/13/26 8:05	3/13/26 18:19	AK



Client:	LaBella Associates (Ballston Spa)	Sample ID:	26C0754-08
Client Project:	2261164 WARWICK BESS- INVESTIGATION	Date Received:	03/12/2026
Client Sample ID:	WB-SS-02 (0-6")	Collection Date/Time:	3/10/26 14:40

Lab ID:	26C0754-08	Laboratory:	ALS Environmental - Stratford
Analysis:	Semivolatile Organic Compounds by GC/MS	Matrix:	Soil
Prep Method:	Sample Prepared by Method: EPA 3546- SVOA RCP		

Parameter	Result	Flag	MDL	RL	Dilution	Units	Reference Method	Extracted	Analyzed	Analyst
2,4,6-Trichlorophenol	ND		0.0267	0.0533	1	mg/kg dry	EPA 8270E	3/13/26 8:05	3/13/26 18:19	AK
2,4-Dichlorophenol	ND		0.0267	0.0533	1	mg/kg dry	EPA 8270E	3/13/26 8:05	3/13/26 18:19	AK
2,4-Dimethylphenol	ND		0.0267	0.0533	1	mg/kg dry	EPA 8270E	3/13/26 8:05	3/13/26 18:19	AK
2,4-Dinitrophenol	ND	CAL-E, CCVE	0.0533	0.107	1	mg/kg dry	EPA 8270E	3/13/26 8:05	3/13/26 18:19	AK
2,4-Dinitrotoluene	ND		0.0267	0.0533	1	mg/kg dry	EPA 8270E	3/13/26 8:05	3/13/26 18:19	AK
2,6-Dinitrotoluene	ND		0.0267	0.0533	1	mg/kg dry	EPA 8270E	3/13/26 8:05	3/13/26 18:19	AK
2-Chloronaphthalene	ND		0.0267	0.0533	1	mg/kg dry	EPA 8270E	3/13/26 8:05	3/13/26 18:19	AK
2-Chlorophenol	ND		0.0267	0.0533	1	mg/kg dry	EPA 8270E	3/13/26 8:05	3/13/26 18:19	AK
2-Methylnaphthalene	ND		0.0267	0.0533	1	mg/kg dry	EPA 8270E	3/13/26 8:05	3/13/26 18:19	AK
2-Methylphenol	ND		0.0267	0.0533	1	mg/kg dry	EPA 8270E	3/13/26 8:05	3/13/26 18:19	AK
2-Nitroaniline	ND		0.0533	0.107	1	mg/kg dry	EPA 8270E	3/13/26 8:05	3/13/26 18:19	AK
2-Nitrophenol	ND		0.0267	0.0533	1	mg/kg dry	EPA 8270E	3/13/26 8:05	3/13/26 18:19	AK
* 3- & 4-Methylphenols	ND		0.0267	0.0533	1	mg/kg dry	EPA 8270E	3/13/26 8:05	3/13/26 18:19	AK
3,3-Dichlorobenzidine	ND		0.0267	0.0533	1	mg/kg dry	EPA 8270E	3/13/26 8:05	3/13/26 18:19	AK
3-Nitroaniline	ND		0.0533	0.107	1	mg/kg dry	EPA 8270E	3/13/26 8:05	3/13/26 18:19	AK
4,6-Dinitro-2-methylphenol	ND	CAL-E	0.0533	0.107	1	mg/kg dry	EPA 8270E	3/13/26 8:05	3/13/26 18:19	AK
4-Bromophenyl phenyl ether	ND		0.0267	0.0533	1	mg/kg dry	EPA 8270E	3/13/26 8:05	3/13/26 18:19	AK
4-Chloro-3-methylphenol	ND		0.0267	0.0533	1	mg/kg dry	EPA 8270E	3/13/26 8:05	3/13/26 18:19	AK
4-Chloroaniline	ND		0.0267	0.0533	1	mg/kg dry	EPA 8270E	3/13/26 8:05	3/13/26 18:19	AK
4-Chlorophenyl phenyl ether	ND		0.0267	0.0533	1	mg/kg dry	EPA 8270E	3/13/26 8:05	3/13/26 18:19	AK
4-Nitroaniline	ND		0.0533	0.107	1	mg/kg dry	EPA 8270E	3/13/26 8:05	3/13/26 18:19	AK
4-Nitrophenol	ND		0.0533	0.107	1	mg/kg dry	EPA 8270E	3/13/26 8:05	3/13/26 18:19	AK
Acenaphthene	ND		0.0267	0.0533	1	mg/kg dry	EPA 8270E	3/13/26 8:05	3/13/26 18:19	AK
Acenaphthylene	ND		0.0267	0.0533	1	mg/kg dry	EPA 8270E	3/13/26 8:05	3/13/26 18:19	AK
Acetophenone	ND		0.0267	0.0533	1	mg/kg dry	EPA 8270E	3/13/26 8:05	3/13/26 18:19	AK
Aniline	ND		0.0464	0.214	1	mg/kg dry	EPA 8270E	3/13/26 8:05	3/13/26 18:19	AK
Anthracene	ND		0.0267	0.0533	1	mg/kg dry	EPA 8270E	3/13/26 8:05	3/13/26 18:19	AK
Atrazine	ND		0.0267	0.0533	1	mg/kg dry	EPA 8270E	3/13/26 8:05	3/13/26 18:19	AK
Benzaldehyde	ND		0.0267	0.0533	1	mg/kg dry	EPA 8270E	3/13/26 8:05	3/13/26 18:19	AK
Benzidine	ND		0.107	0.214	1	mg/kg dry	EPA 8270E	3/13/26 8:05	3/13/26 18:19	AK
Benzo(a)anthracene	ND		0.0267	0.0533	1	mg/kg dry	EPA 8270E	3/13/26 8:05	3/13/26 18:19	AK
Benzo(a)pyrene	ND		0.0267	0.0533	1	mg/kg dry	EPA 8270E	3/13/26 8:05	3/13/26 18:19	AK
Benzo(b)fluoranthene	ND		0.0267	0.0533	1	mg/kg dry	EPA 8270E	3/13/26 8:05	3/13/26 18:19	AK
Benzo(g,h,i)perylene	ND		0.0267	0.0533	1	mg/kg dry	EPA 8270E	3/13/26 8:05	3/13/26 18:19	AK
Benzo(k)fluoranthene	ND		0.0267	0.0533	1	mg/kg dry	EPA 8270E	3/13/26 8:05	3/13/26 18:19	AK
Benzoic acid	ND	CAL-E, CCVE	0.0267	0.0533	1	mg/kg dry	EPA 8270E	3/13/26 8:05	3/13/26 18:19	AK
Benzyl alcohol	ND		0.0267	0.0533	1	mg/kg dry	EPA 8270E	3/13/26 8:05	3/13/26 18:19	AK
Benzyl butyl phthalate	ND		0.0267	0.0533	1	mg/kg dry	EPA 8270E	3/13/26 8:05	3/13/26 18:19	AK
Bis(2-chloroethoxy)methane	ND		0.0267	0.0533	1	mg/kg dry	EPA 8270E	3/13/26 8:05	3/13/26 18:19	AK
Bis(2-chloroethyl)ether	ND		0.0267	0.0533	1	mg/kg dry	EPA 8270E	3/13/26 8:05	3/13/26 18:19	AK
Bis(2-chloroisopropyl)ether	ND		0.0267	0.0533	1	mg/kg dry	EPA 8270E	3/13/26 8:05	3/13/26 18:19	AK
Bis(2-ethylhexyl)phthalate	ND		0.0267	0.0533	1	mg/kg dry	EPA 8270E	3/13/26 8:05	3/13/26 18:19	AK
Caprolactam	ND	CAL-E	0.0533	0.107	1	mg/kg dry	EPA 8270E	3/13/26 8:05	3/13/26 18:19	AK
Carbazole	ND		0.0267	0.0533	1	mg/kg dry	EPA 8270E	3/13/26 8:05	3/13/26 18:19	AK



Client:	LaBella Associates (Ballston Spa)	Sample ID:	26C0754-08
Client Project:	2261164 WARWICK BESS- INVESTIGATION	Date Received:	03/12/2026
Client Sample ID:	WB-SS-02 (0-6")	Collection Date/Time:	3/10/26 14:40

Lab ID:	26C0754-08	Laboratory:	ALS Environmental - Stratford
Analysis:	Semivolatile Organic Compounds by GC/MS	Matrix:	Soil
Prep Method:	Sample Prepared by Method: EPA 3546- SVOA RCP		

Parameter	Result	Flag	MDL	RL	Dilution	Units	Reference Method	Extracted	Analyzed	Analyst
Chrysene	ND		0.0267	0.0533	1	mg/kg dry	EPA 8270E	3/13/26 8:05	3/13/26 18:19	AK
Dibenzo(a,h)anthracene	ND		0.0267	0.0533	1	mg/kg dry	EPA 8270E	3/13/26 8:05	3/13/26 18:19	AK
Dibenzofuran	ND		0.0267	0.0533	1	mg/kg dry	EPA 8270E	3/13/26 8:05	3/13/26 18:19	AK
Diethyl phthalate	ND		0.0267	0.0533	1	mg/kg dry	EPA 8270E	3/13/26 8:05	3/13/26 18:19	AK
Dimethyl phthalate	ND		0.0267	0.0533	1	mg/kg dry	EPA 8270E	3/13/26 8:05	3/13/26 18:19	AK
Di-n-butyl phthalate	ND		0.0267	0.0533	1	mg/kg dry	EPA 8270E	3/13/26 8:05	3/13/26 18:19	AK
Di-n-octyl phthalate	ND		0.0267	0.0533	1	mg/kg dry	EPA 8270E	3/13/26 8:05	3/13/26 18:19	AK
Fluoranthene	ND		0.0267	0.0533	1	mg/kg dry	EPA 8270E	3/13/26 8:05	3/13/26 18:19	AK
Fluorene	ND		0.0267	0.0533	1	mg/kg dry	EPA 8270E	3/13/26 8:05	3/13/26 18:19	AK
Hexachlorobenzene	ND		0.0267	0.0533	1	mg/kg dry	EPA 8270E	3/13/26 8:05	3/13/26 18:19	AK
Hexachlorobutadiene	ND		0.0267	0.0533	1	mg/kg dry	EPA 8270E	3/13/26 8:05	3/13/26 18:19	AK
Hexachlorocyclopentadiene	ND	CCVE	0.0267	0.0533	1	mg/kg dry	EPA 8270E	3/13/26 8:05	3/13/26 18:19	AK
Hexachloroethane	ND		0.0267	0.0533	1	mg/kg dry	EPA 8270E	3/13/26 8:05	3/13/26 18:19	AK
Indeno(1,2,3-cd)pyrene	ND		0.0267	0.0533	1	mg/kg dry	EPA 8270E	3/13/26 8:05	3/13/26 18:19	AK
Isophorone	ND		0.0267	0.0533	1	mg/kg dry	EPA 8270E	3/13/26 8:05	3/13/26 18:19	AK
Naphthalene	ND		0.0267	0.0533	1	mg/kg dry	EPA 8270E	3/13/26 8:05	3/13/26 18:19	AK
Nitrobenzene	ND		0.0267	0.0533	1	mg/kg dry	EPA 8270E	3/13/26 8:05	3/13/26 18:19	AK
N-Nitrosodimethylamine	ND	CCVE	0.0267	0.0533	1	mg/kg dry	EPA 8270E	3/13/26 8:05	3/13/26 18:19	AK
N-nitroso-di-n-propylamine	ND		0.0267	0.0533	1	mg/kg dry	EPA 8270E	3/13/26 8:05	3/13/26 18:19	AK
N-Nitrosodiphenylamine	ND		0.0267	0.0533	1	mg/kg dry	EPA 8270E	3/13/26 8:05	3/13/26 18:19	AK
Pentachlorophenol	ND	CAL-E, CCVE	0.0267	0.0533	1	mg/kg dry	EPA 8270E	3/13/26 8:05	3/13/26 18:19	AK
Phenanthrene	ND		0.0267	0.0533	1	mg/kg dry	EPA 8270E	3/13/26 8:05	3/13/26 18:19	AK
Phenol	ND		0.0267	0.0533	1	mg/kg dry	EPA 8270E	3/13/26 8:05	3/13/26 18:19	AK
Pyrene	0.0324	J	0.0267	0.0533	1	mg/kg dry	EPA 8270E	3/13/26 8:05	3/13/26 18:19	AK
Pyridine	ND	CCVE	0.107	0.214	1	mg/kg dry	EPA 8270E	3/13/26 8:05	3/13/26 18:19	AK

Surrogate Recoveries	Result	Flag	Acceptance Range	Reference	Analyzed
Surrogate: SURRE: 2-Fluorophenol	116 %	S-08	20-108	EPA 8270E	3/13/26 18:19
Surrogate: SURRE: Phenol-d6	105 %		23-114	EPA 8270E	3/13/26 18:19
Surrogate: SURRE: Nitrobenzene-d5	134 %	S-08	22-108	EPA 8270E	3/13/26 18:19
Surrogate: SURRE: 2-Fluorobiphenyl	132 %	S-08	21-113	EPA 8270E	3/13/26 18:19
Surrogate: SURRE: 2,4,6-Tribromophenol	125 %	S-08	19-110	EPA 8270E	3/13/26 18:19
Surrogate: SURRE: Terphenyl-d14	165 %	S-08	24-116	EPA 8270E	3/13/26 18:19



Client:	LaBella Associates (Ballston Spa)	Sample ID:	26C0754-08
Client Project:	2261164 WARWICK BESS- INVESTIGATION	Date Received:	03/12/2026
Client Sample ID:	WB-SS-02 (0-6")	Collection Date/Time:	3/10/26 14:40

Lab ID:	26C0754-08	Laboratory:	ALS Environmental - Stratford
Analysis:	Metals Total	Matrix:	Soil
Prep Method:	Sample Prepared by Method: EPA 3050B		

Parameter	Result	Flag	MDL	RL	Dilution	Units	Reference Method	Extracted	Analyzed	Analyst
Aluminum	19500		5.36	5.36	1	mg/kg dry	EPA 6010D	3/17/26 14:41	3/18/26 10:51	AGNR
Antimony	ND		2.68	2.68	1	mg/kg dry	EPA 6010D	3/17/26 14:41	3/18/26 10:51	AGNR
Arsenic	8.81		1.61	1.61	1	mg/kg dry	EPA 6010D	3/17/26 14:41	3/18/26 10:51	AGNR
Barium	64.3		2.68	2.68	1	mg/kg dry	EPA 6010D	3/17/26 14:41	3/18/26 10:51	AGNR
Beryllium	0.761		0.054	0.054	1	mg/kg dry	EPA 6010D	3/17/26 14:41	3/18/26 10:51	AGNR
Cadmium	ND		0.322	0.322	1	mg/kg dry	EPA 6010D	3/17/26 14:41	3/18/26 10:51	AGNR
Calcium	1780		5.37	5.37	1	mg/kg dry	EPA 6010D	3/17/26 14:41	3/18/26 10:51	AGNR
Chromium	23.0		0.537	0.537	1	mg/kg dry	EPA 6010D	3/17/26 14:41	3/18/26 10:51	AGNR
Cobalt	14.4		0.429	0.429	1	mg/kg dry	EPA 6010D	3/17/26 14:41	3/18/26 10:51	AGNR
Copper	35.0		2.15	2.15	1	mg/kg dry	EPA 6010D	3/17/26 14:41	3/18/26 10:51	AGNR
Iron	34200		26.8	26.8	1	mg/kg dry	EPA 6010D	3/17/26 14:41	3/18/26 10:51	AGNR
Lead	21.5		0.537	0.537	1	mg/kg dry	EPA 6010D	3/17/26 14:41	3/18/26 10:51	AGNR
Magnesium	8280		5.37	5.37	1	mg/kg dry	EPA 6010D	3/17/26 14:41	3/18/26 10:51	AGNR
Manganese	1130		0.537	0.537	1	mg/kg dry	EPA 6010D	3/17/26 14:41	3/18/26 10:51	AGNR
Nickel	34.1		1.07	1.07	1	mg/kg dry	EPA 6010D	3/17/26 14:41	3/18/26 10:51	AGNR
Potassium	1990		5.37	5.37	1	mg/kg dry	EPA 6010D	3/17/26 14:41	3/18/26 10:51	AGNR
Selenium	ND		2.68	2.68	1	mg/kg dry	EPA 6010D	3/17/26 14:41	3/18/26 10:51	AGNR
Silver	ND		0.541	0.541	1	mg/kg dry	EPA 6010D	3/17/26 14:41	3/18/26 10:51	AGNR
Sodium	ND		53.7	53.7	1	mg/kg dry	EPA 6010D	3/17/26 14:41	3/18/26 10:51	AGNR
Thallium	ND		1.29	2.15	1	mg/kg dry	EPA 6010D	3/17/26 14:41	3/18/26 10:51	AGNR
Vanadium	31.3		1.07	1.07	1	mg/kg dry	EPA 6010D	3/17/26 14:41	3/18/26 10:51	AGNR
Zinc	85.3		2.67	2.67	1	mg/kg dry	EPA 6010D	3/17/26 14:41	3/18/26 10:51	AGNR

Lab ID:	26C0754-08	Laboratory:	ALS Environmental - Stratford
Analysis:	Mercury Total	Matrix:	Soil
Prep Method:	Sample Prepared by Method: EPA 7473 soil		

Parameter	Result	Flag	MDL	RL	Dilution	Units	Reference Method	Extracted	Analyzed	Analyst
Mercury	0.0749		0.0109	0.0386	1	mg/kg dry	EPA 7473	3/16/26 9:17	3/16/26 15:14	LCB



Client:	LaBella Associates (Ballston Spa)	Sample ID:	26C0754-08
Client Project:	2261164 WARWICK BESS- INVESTIGATION	Date Received:	03/12/2026
Client Sample ID:	WB-SS-02 (0-6")	Collection Date/Time:	3/10/26 14:40

Lab ID:	26C0754-08	Laboratory:	ALS Environmental - Stratford							
Analysis:	Anions by Ion Chromatography	Matrix:	Soil							
Prep Method:	Sample Prepared by Method: EPA 300									
Parameter	Result	Flag	MDL	RL	Dilution	Units	Reference Method	Extracted	Analyzed	Analyst
* Fluoride	ND		2.00	2.00	1	mg/kg	EPA 300.0 Rev 2.1	3/17/26 3:55	3/17/26 03:55	DNP

Lab ID:	26C0754-08	Laboratory:	ALS Environmental - Stratford							
Analysis:	Wet Chemistry Parameters	Matrix:	Soil							
Prep Method:	Sample Prepared by Method: Analysis Preparation									
Parameter	Result	Flag	MDL	RL	Dilution	Units	Reference Method	Extracted	Analyzed	Analyst
pH	5.83	HT-pH		0.500	1	pH units	EPA 9045D	3/13/26 6:48	3/13/26 14:11	SMM
* Phosphorous, Total as P	475	QM-07	32.2	32.2	10	mg/kg dry	SM 4500-P B5/E	3/16/26 19:29	3/16/26 23:00	sml

Lab ID:	26C0754-08	Laboratory:	ALS Environmental - Stratford							
Analysis:	Miscellaneous Physical Parameters	Matrix:	Soil							
Prep Method:	Sample Prepared by Method: % Solids Prep									
Parameter	Result	Flag	MDL	RL	Dilution	Units	Reference Method	Extracted	Analyzed	Analyst
* % Solids	77.7		0.100	0.100	1	%	SM 2540G	3/13/26 8:45	3/13/26 10:50	CD

Client:	LaBella Associates (Ballston Spa)	Sample ID:	26C0754-09
Client Project:	2261164 WARWICK BESS- INVESTIGATION	Date Received:	03/12/2026
Client Sample ID:	WB-SS-03 (0-6")	Collection Date/Time:	3/10/26 14:50

Lab ID:	26C0754-09	Laboratory:	ALS Environmental - Stratford							
Analysis:	Semivolatile Organic Compounds by GC/MS	Matrix:	Soil							
Prep Method:	Sample Prepared by Method: EPA 3546- SVOA RCP									
Parameter	Result	Flag	MDL	RL	Dilution	Units	Reference Method	Extracted	Analyzed	Analyst
1,1-Biphenyl	ND		0.0241	0.0481	1	mg/kg dry	EPA 8270E	3/14/26 8:05	3/17/26 05:08	AK
1,2,4,5-Tetrachlorobenzene	ND		0.0481	0.0961	1	mg/kg dry	EPA 8270E	3/14/26 8:05	3/17/26 05:08	AK
1,2,4-Trichlorobenzene	ND		0.0241	0.0481	1	mg/kg dry	EPA 8270E	3/14/26 8:05	3/17/26 05:08	AK
1,2-Dichlorobenzene	ND		0.0241	0.0481	1	mg/kg dry	EPA 8270E	3/14/26 8:05	3/17/26 05:08	AK
1,2-Diphenylhydrazine (as Azobenzene)	ND		0.0241	0.0481	1	mg/kg dry	EPA 8270E	3/14/26 8:05	3/17/26 05:08	AK
1,3-Dichlorobenzene	ND		0.0241	0.0481	1	mg/kg dry	EPA 8270E	3/14/26 8:05	3/17/26 05:08	AK
1,4-Dichlorobenzene	ND		0.0241	0.0481	1	mg/kg dry	EPA 8270E	3/14/26 8:05	3/17/26 05:08	AK
2,3,4,6-Tetrachlorophenol	ND		0.0481	0.0961	1	mg/kg dry	EPA 8270E	3/14/26 8:05	3/17/26 05:08	AK
2,4,5-Trichlorophenol	ND		0.0241	0.0481	1	mg/kg dry	EPA 8270E	3/14/26 8:05	3/17/26 05:08	AK



Client:	LaBella Associates (Ballston Spa)	Sample ID:	26C0754-09
Client Project:	2261164 WARWICK BESS- INVESTIGATION	Date Received:	03/12/2026
Client Sample ID:	WB-SS-03 (0-6")	Collection Date/Time:	3/10/26 14:50

Lab ID:	26C0754-09	Laboratory:	ALS Environmental - Stratford
Analysis:	Semivolatile Organic Compounds by GC/MS	Matrix:	Soil
Prep Method:	Sample Prepared by Method: EPA 3546- SVOA RCP		

Parameter	Result	Flag	MDL	RL	Dilution	Units	Reference Method	Extracted	Analyzed	Analyst
2,4,6-Trichlorophenol	ND		0.0241	0.0481	1	mg/kg dry	EPA 8270E	3/14/26 8:05	3/17/26 05:08	AK
2,4-Dichlorophenol	ND		0.0241	0.0481	1	mg/kg dry	EPA 8270E	3/14/26 8:05	3/17/26 05:08	AK
2,4-Dimethylphenol	ND		0.0241	0.0481	1	mg/kg dry	EPA 8270E	3/14/26 8:05	3/17/26 05:08	AK
2,4-Dinitrophenol	ND	CAL-E, CCVE	0.0481	0.0961	1	mg/kg dry	EPA 8270E	3/14/26 8:05	3/17/26 05:08	AK
2,4-Dinitrotoluene	ND		0.0241	0.0481	1	mg/kg dry	EPA 8270E	3/14/26 8:05	3/17/26 05:08	AK
2,6-Dinitrotoluene	ND		0.0241	0.0481	1	mg/kg dry	EPA 8270E	3/14/26 8:05	3/17/26 05:08	AK
2-Chloronaphthalene	ND		0.0241	0.0481	1	mg/kg dry	EPA 8270E	3/14/26 8:05	3/17/26 05:08	AK
2-Chlorophenol	ND		0.0241	0.0481	1	mg/kg dry	EPA 8270E	3/14/26 8:05	3/17/26 05:08	AK
2-Methylnaphthalene	ND		0.0241	0.0481	1	mg/kg dry	EPA 8270E	3/14/26 8:05	3/17/26 05:08	AK
2-Methylphenol	ND		0.0241	0.0481	1	mg/kg dry	EPA 8270E	3/14/26 8:05	3/17/26 05:08	AK
2-Nitroaniline	ND		0.0481	0.0961	1	mg/kg dry	EPA 8270E	3/14/26 8:05	3/17/26 05:08	AK
2-Nitrophenol	ND		0.0241	0.0481	1	mg/kg dry	EPA 8270E	3/14/26 8:05	3/17/26 05:08	AK
* 3- & 4-Methylphenols	ND		0.0241	0.0481	1	mg/kg dry	EPA 8270E	3/14/26 8:05	3/17/26 05:08	AK
3,3-Dichlorobenzidine	ND		0.0241	0.0481	1	mg/kg dry	EPA 8270E	3/14/26 8:05	3/17/26 05:08	AK
3-Nitroaniline	ND		0.0481	0.0961	1	mg/kg dry	EPA 8270E	3/14/26 8:05	3/17/26 05:08	AK
4,6-Dinitro-2-methylphenol	ND	CAL-E, CCVE	0.0481	0.0961	1	mg/kg dry	EPA 8270E	3/14/26 8:05	3/17/26 05:08	AK
4-Bromophenyl phenyl ether	ND		0.0241	0.0481	1	mg/kg dry	EPA 8270E	3/14/26 8:05	3/17/26 05:08	AK
4-Chloro-3-methylphenol	ND		0.0241	0.0481	1	mg/kg dry	EPA 8270E	3/14/26 8:05	3/17/26 05:08	AK
4-Chloroaniline	ND		0.0241	0.0481	1	mg/kg dry	EPA 8270E	3/14/26 8:05	3/17/26 05:08	AK
4-Chlorophenyl phenyl ether	ND		0.0241	0.0481	1	mg/kg dry	EPA 8270E	3/14/26 8:05	3/17/26 05:08	AK
4-Nitroaniline	ND		0.0481	0.0961	1	mg/kg dry	EPA 8270E	3/14/26 8:05	3/17/26 05:08	AK
4-Nitrophenol	ND		0.0481	0.0961	1	mg/kg dry	EPA 8270E	3/14/26 8:05	3/17/26 05:08	AK
Acenaphthene	ND		0.0241	0.0481	1	mg/kg dry	EPA 8270E	3/14/26 8:05	3/17/26 05:08	AK
Acenaphthylene	ND		0.0241	0.0481	1	mg/kg dry	EPA 8270E	3/14/26 8:05	3/17/26 05:08	AK
Acetophenone	ND		0.0241	0.0481	1	mg/kg dry	EPA 8270E	3/14/26 8:05	3/17/26 05:08	AK
Aniline	ND	CCVE	0.0418	0.193	1	mg/kg dry	EPA 8270E	3/14/26 8:05	3/17/26 05:08	AK
Anthracene	ND		0.0241	0.0481	1	mg/kg dry	EPA 8270E	3/14/26 8:05	3/17/26 05:08	AK
Atrazine	ND		0.0241	0.0481	1	mg/kg dry	EPA 8270E	3/14/26 8:05	3/17/26 05:08	AK
Benzaldehyde	ND		0.0241	0.0481	1	mg/kg dry	EPA 8270E	3/14/26 8:05	3/17/26 05:08	AK
Benzidine	ND		0.0963	0.193	1	mg/kg dry	EPA 8270E	3/14/26 8:05	3/17/26 05:08	AK
Benzo(a)anthracene	ND		0.0241	0.0481	1	mg/kg dry	EPA 8270E	3/14/26 8:05	3/17/26 05:08	AK
Benzo(a)pyrene	ND	CCVE	0.0241	0.0481	1	mg/kg dry	EPA 8270E	3/14/26 8:05	3/17/26 05:08	AK
Benzo(b)fluoranthene	ND	CCVE	0.0241	0.0481	1	mg/kg dry	EPA 8270E	3/14/26 8:05	3/17/26 05:08	AK
Benzo(g,h,i)perylene	ND	CCVE	0.0241	0.0481	1	mg/kg dry	EPA 8270E	3/14/26 8:05	3/17/26 05:08	AK
Benzo(k)fluoranthene	ND		0.0241	0.0481	1	mg/kg dry	EPA 8270E	3/14/26 8:05	3/17/26 05:08	AK
Benzoic acid	ND	CAL-E, CCVE	0.0241	0.0481	1	mg/kg dry	EPA 8270E	3/14/26 8:05	3/17/26 05:08	AK
Benzyl alcohol	ND		0.0241	0.0481	1	mg/kg dry	EPA 8270E	3/14/26 8:05	3/17/26 05:08	AK
Benzyl butyl phthalate	ND		0.0241	0.0481	1	mg/kg dry	EPA 8270E	3/14/26 8:05	3/17/26 05:08	AK
Bis(2-chloroethoxy)methane	ND		0.0241	0.0481	1	mg/kg dry	EPA 8270E	3/14/26 8:05	3/17/26 05:08	AK
Bis(2-chloroethyl)ether	ND		0.0241	0.0481	1	mg/kg dry	EPA 8270E	3/14/26 8:05	3/17/26 05:08	AK
Bis(2-chloroisopropyl)ether	ND		0.0241	0.0481	1	mg/kg dry	EPA 8270E	3/14/26 8:05	3/17/26 05:08	AK
Bis(2-ethylhexyl)phthalate	ND		0.0241	0.0481	1	mg/kg dry	EPA 8270E	3/14/26 8:05	3/17/26 05:08	AK
Caprolactam	ND	CAL-E	0.0481	0.0961	1	mg/kg dry	EPA 8270E	3/14/26 8:05	3/17/26 05:08	AK



Client:	LaBella Associates (Ballston Spa)	Sample ID:	26C0754-09
Client Project:	2261164 WARWICK BESS- INVESTIGATION	Date Received:	03/12/2026
Client Sample ID:	WB-SS-03 (0-6")	Collection Date/Time:	3/10/26 14:50

Lab ID:	26C0754-09	Laboratory:	ALS Environmental - Stratford
Analysis:	Semivolatile Organic Compounds by GC/MS	Matrix:	Soil
Prep Method:	Sample Prepared by Method: EPA 3546- SVOA RCP		

Parameter	Result	Flag	MDL	RL	Dilution	Units	Reference Method	Extracted	Analyzed	Analyst
Carbazole	ND		0.0241	0.0481	1	mg/kg dry	EPA 8270E	3/14/26 8:05	3/17/26 05:08	AK
Chrysene	ND		0.0241	0.0481	1	mg/kg dry	EPA 8270E	3/14/26 8:05	3/17/26 05:08	AK
Dibenzo(a,h)anthracene	ND	CCVE	0.0241	0.0481	1	mg/kg dry	EPA 8270E	3/14/26 8:05	3/17/26 05:08	AK
Dibenzofuran	ND		0.0241	0.0481	1	mg/kg dry	EPA 8270E	3/14/26 8:05	3/17/26 05:08	AK
Diethyl phthalate	ND		0.0241	0.0481	1	mg/kg dry	EPA 8270E	3/14/26 8:05	3/17/26 05:08	AK
Dimethyl phthalate	ND		0.0241	0.0481	1	mg/kg dry	EPA 8270E	3/14/26 8:05	3/17/26 05:08	AK
Di-n-butyl phthalate	ND		0.0241	0.0481	1	mg/kg dry	EPA 8270E	3/14/26 8:05	3/17/26 05:08	AK
Di-n-octyl phthalate	ND		0.0241	0.0481	1	mg/kg dry	EPA 8270E	3/14/26 8:05	3/17/26 05:08	AK
Fluoranthene	ND		0.0241	0.0481	1	mg/kg dry	EPA 8270E	3/14/26 8:05	3/17/26 05:08	AK
Fluorene	ND		0.0241	0.0481	1	mg/kg dry	EPA 8270E	3/14/26 8:05	3/17/26 05:08	AK
Hexachlorobenzene	ND		0.0241	0.0481	1	mg/kg dry	EPA 8270E	3/14/26 8:05	3/17/26 05:08	AK
Hexachlorobutadiene	ND		0.0241	0.0481	1	mg/kg dry	EPA 8270E	3/14/26 8:05	3/17/26 05:08	AK
Hexachlorocyclopentadiene	ND	CCVE	0.0241	0.0481	1	mg/kg dry	EPA 8270E	3/14/26 8:05	3/17/26 05:08	AK
Hexachloroethane	ND		0.0241	0.0481	1	mg/kg dry	EPA 8270E	3/14/26 8:05	3/17/26 05:08	AK
Indeno(1,2,3-cd)pyrene	ND		0.0241	0.0481	1	mg/kg dry	EPA 8270E	3/14/26 8:05	3/17/26 05:08	AK
Isophorone	ND		0.0241	0.0481	1	mg/kg dry	EPA 8270E	3/14/26 8:05	3/17/26 05:08	AK
Naphthalene	ND		0.0241	0.0481	1	mg/kg dry	EPA 8270E	3/14/26 8:05	3/17/26 05:08	AK
Nitrobenzene	ND		0.0241	0.0481	1	mg/kg dry	EPA 8270E	3/14/26 8:05	3/17/26 05:08	AK
N-Nitrosodimethylamine	ND		0.0241	0.0481	1	mg/kg dry	EPA 8270E	3/14/26 8:05	3/17/26 05:08	AK
N-nitroso-di-n-propylamine	ND		0.0241	0.0481	1	mg/kg dry	EPA 8270E	3/14/26 8:05	3/17/26 05:08	AK
N-Nitrosodiphenylamine	ND		0.0241	0.0481	1	mg/kg dry	EPA 8270E	3/14/26 8:05	3/17/26 05:08	AK
Pentachlorophenol	ND	CAL-E, CCVE	0.0241	0.0481	1	mg/kg dry	EPA 8270E	3/14/26 8:05	3/17/26 05:08	AK
Phenanthrene	ND		0.0241	0.0481	1	mg/kg dry	EPA 8270E	3/14/26 8:05	3/17/26 05:08	AK
Phenol	ND		0.0241	0.0481	1	mg/kg dry	EPA 8270E	3/14/26 8:05	3/17/26 05:08	AK
Pyrene	ND		0.0241	0.0481	1	mg/kg dry	EPA 8270E	3/14/26 8:05	3/17/26 05:08	AK
Pyridine	ND		0.0963	0.193	1	mg/kg dry	EPA 8270E	3/14/26 8:05	3/17/26 05:08	AK

Surrogate Recoveries	Result	Flag	Acceptance Range	Reference	Analyzed
Surrogate: SURRE: 2-Fluorophenol	81.9 %		20-108	EPA 8270E	3/17/26 05:08
Surrogate: SURRE: Phenol-d6	67.8 %		23-114	EPA 8270E	3/17/26 05:08
Surrogate: SURRE: Nitrobenzene-d5	75.2 %		22-108	EPA 8270E	3/17/26 05:08
Surrogate: SURRE: 2-Fluorobiphenyl	96.3 %		21-113	EPA 8270E	3/17/26 05:08
Surrogate: SURRE: 2,4,6-Tribromophenol	83.8 %		19-110	EPA 8270E	3/17/26 05:08
Surrogate: SURRE: Terphenyl-d14	134 %	S-08	24-116	EPA 8270E	3/17/26 05:08



Client:	LaBella Associates (Ballston Spa)	Sample ID:	26C0754-09
Client Project:	2261164 WARWICK BESS- INVESTIGATION	Date Received:	03/12/2026
Client Sample ID:	WB-SS-03 (0-6")	Collection Date/Time:	3/10/26 14:50

Lab ID:	26C0754-09	Laboratory:	ALS Environmental - Stratford
Analysis:	Metals Total	Matrix:	Soil
Prep Method:	Sample Prepared by Method: EPA 3050B		

Parameter	Result	Flag	MDL	RL	Dilution	Units	Reference Method	Extracted	Analyzed	Analyst
Aluminum	18200		4.89	4.89	1	mg/kg dry	EPA 6010D	3/17/26 14:41	3/18/26 10:52	AGNR
Antimony	ND		2.44	2.44	1	mg/kg dry	EPA 6010D	3/17/26 14:41	3/18/26 10:52	AGNR
Arsenic	7.07		1.47	1.47	1	mg/kg dry	EPA 6010D	3/17/26 14:41	3/18/26 10:52	AGNR
Barium	44.5		2.44	2.44	1	mg/kg dry	EPA 6010D	3/17/26 14:41	3/18/26 10:52	AGNR
Beryllium	0.737		0.049	0.049	1	mg/kg dry	EPA 6010D	3/17/26 14:41	3/18/26 10:52	AGNR
Cadmium	ND		0.293	0.293	1	mg/kg dry	EPA 6010D	3/17/26 14:41	3/18/26 10:52	AGNR
Calcium	501		4.89	4.89	1	mg/kg dry	EPA 6010D	3/17/26 14:41	3/18/26 10:52	AGNR
Chromium	20.5		0.489	0.489	1	mg/kg dry	EPA 6010D	3/17/26 14:41	3/18/26 10:52	AGNR
Cobalt	13.2		0.390	0.390	1	mg/kg dry	EPA 6010D	3/17/26 14:41	3/18/26 10:52	AGNR
Copper	37.0		1.95	1.95	1	mg/kg dry	EPA 6010D	3/17/26 14:41	3/18/26 10:52	AGNR
Iron	31800		24.4	24.4	1	mg/kg dry	EPA 6010D	3/17/26 14:41	3/18/26 10:52	AGNR
Lead	14.2		0.489	0.489	1	mg/kg dry	EPA 6010D	3/17/26 14:41	3/18/26 10:52	AGNR
Magnesium	7860		4.89	4.89	1	mg/kg dry	EPA 6010D	3/17/26 14:41	3/18/26 10:52	AGNR
Manganese	835		0.489	0.489	1	mg/kg dry	EPA 6010D	3/17/26 14:41	3/18/26 10:52	AGNR
Nickel	31.1		0.973	0.973	1	mg/kg dry	EPA 6010D	3/17/26 14:41	3/18/26 10:52	AGNR
Potassium	1820		4.89	4.89	1	mg/kg dry	EPA 6010D	3/17/26 14:41	3/18/26 10:52	AGNR
Selenium	ND		2.44	2.44	1	mg/kg dry	EPA 6010D	3/17/26 14:41	3/18/26 10:52	AGNR
Silver	ND		0.493	0.493	1	mg/kg dry	EPA 6010D	3/17/26 14:41	3/18/26 10:52	AGNR
Sodium	ND		48.9	48.9	1	mg/kg dry	EPA 6010D	3/17/26 14:41	3/18/26 10:52	AGNR
Thallium	ND		1.17	1.96	1	mg/kg dry	EPA 6010D	3/17/26 14:41	3/18/26 10:52	AGNR
Vanadium	24.7		0.973	0.973	1	mg/kg dry	EPA 6010D	3/17/26 14:41	3/18/26 10:52	AGNR
Zinc	83.9		2.43	2.43	1	mg/kg dry	EPA 6010D	3/17/26 14:41	3/18/26 10:52	AGNR

Lab ID:	26C0754-09	Laboratory:	ALS Environmental - Stratford
Analysis:	Mercury Total	Matrix:	Soil
Prep Method:	Sample Prepared by Method: EPA 7473 soil		

Parameter	Result	Flag	MDL	RL	Dilution	Units	Reference Method	Extracted	Analyzed	Analyst
Mercury	0.0503		0.00990	0.0352	1	mg/kg dry	EPA 7473	3/16/26 9:17	3/16/26 15:14	LCB



Client:	LaBella Associates (Ballston Spa)	Sample ID:	26C0754-09
Client Project:	2261164 WARWICK BESS- INVESTIGATION	Date Received:	03/12/2026
Client Sample ID:	WB-SS-03 (0-6")	Collection Date/Time:	3/10/26 14:50

Lab ID:	26C0754-09	Laboratory:	ALS Environmental - Stratford							
Analysis:	Anions by Ion Chromatography	Matrix:	Soil							
Prep Method:	Sample Prepared by Method: EPA 300									
Parameter	Result	Flag	MDL	RL	Dilution	Units	Reference Method	Extracted	Analyzed	Analyst
* Fluoride	ND		2.00	2.00	1	mg/kg	EPA 300.0 Rev 2.1	3/17/26 4:05	3/17/26 04:05	DNP

Lab ID:	26C0754-09	Laboratory:	ALS Environmental - Stratford							
Analysis:	Wet Chemistry Parameters	Matrix:	Soil							
Prep Method:	Sample Prepared by Method: Analysis Preparation									
Parameter	Result	Flag	MDL	RL	Dilution	Units	Reference Method	Extracted	Analyzed	Analyst
pH	5.91	HT-pH		0.500	1	pH units	EPA 9045D	3/13/26 6:48	3/13/26 14:13	SMM
* Phosphorous, Total as P	288		29.3	29.3	10	mg/kg dry	SM 4500-P B5/E	3/17/26 9:13	3/17/26 16:51	JMT

Lab ID:	26C0754-09	Laboratory:	ALS Environmental - Stratford							
Analysis:	Miscellaneous Physical Parameters	Matrix:	Soil							
Prep Method:	Sample Prepared by Method: % Solids Prep									
Parameter	Result	Flag	MDL	RL	Dilution	Units	Reference Method	Extracted	Analyzed	Analyst
* % Solids	85.3		0.100	0.100	1	%	SM 2540G	3/13/26 8:45	3/13/26 10:50	CD

Client:	LaBella Associates (Ballston Spa)	Sample ID:	26C0754-10
Client Project:	2261164 WARWICK BESS- INVESTIGATION	Date Received:	03/12/2026
Client Sample ID:	WB-SS-04 (0-6")	Collection Date/Time:	3/10/26 15:00

Lab ID:	26C0754-10	Laboratory:	ALS Environmental - Stratford							
Analysis:	Semivolatile Organic Compounds by GC/MS	Matrix:	Soil							
Prep Method:	Sample Prepared by Method: EPA 3546- SVOA RCP									
Parameter	Result	Flag	MDL	RL	Dilution	Units	Reference Method	Extracted	Analyzed	Analyst
1,1-Biphenyl	ND		0.0236	0.0470	1	mg/kg dry	EPA 8270E	3/14/26 8:05	3/17/26 05:37	AK
1,2,4,5-Tetrachlorobenzene	ND		0.0470	0.0939	1	mg/kg dry	EPA 8270E	3/14/26 8:05	3/17/26 05:37	AK
1,2,4-Trichlorobenzene	ND		0.0236	0.0470	1	mg/kg dry	EPA 8270E	3/14/26 8:05	3/17/26 05:37	AK
1,2-Dichlorobenzene	ND		0.0236	0.0470	1	mg/kg dry	EPA 8270E	3/14/26 8:05	3/17/26 05:37	AK
1,2-Diphenylhydrazine (as Azobenzene)	ND		0.0236	0.0470	1	mg/kg dry	EPA 8270E	3/14/26 8:05	3/17/26 05:37	AK
1,3-Dichlorobenzene	ND		0.0236	0.0470	1	mg/kg dry	EPA 8270E	3/14/26 8:05	3/17/26 05:37	AK
1,4-Dichlorobenzene	ND		0.0236	0.0470	1	mg/kg dry	EPA 8270E	3/14/26 8:05	3/17/26 05:37	AK
2,3,4,6-Tetrachlorophenol	ND		0.0470	0.0939	1	mg/kg dry	EPA 8270E	3/14/26 8:05	3/17/26 05:37	AK
2,4,5-Trichlorophenol	ND		0.0236	0.0470	1	mg/kg dry	EPA 8270E	3/14/26 8:05	3/17/26 05:37	AK



Client:	LaBella Associates (Ballston Spa)	Sample ID:	26C0754-10
Client Project:	2261164 WARWICK BESS- INVESTIGATION	Date Received:	03/12/2026
Client Sample ID:	WB-SS-04 (0-6")	Collection Date/Time:	3/10/26 15:00

Lab ID:	26C0754-10	Laboratory:	ALS Environmental - Stratford
Analysis:	Semivolatile Organic Compounds by GC/MS	Matrix:	Soil
Prep Method:	Sample Prepared by Method: EPA 3546- SVOA RCP		

Parameter	Result	Flag	MDL	RL	Dilution	Units	Reference Method	Extracted	Analyzed	Analyst
2,4,6-Trichlorophenol	ND		0.0236	0.0470	1	mg/kg dry	EPA 8270E	3/14/26 8:05	3/17/26 05:37	AK
2,4-Dichlorophenol	ND		0.0236	0.0470	1	mg/kg dry	EPA 8270E	3/14/26 8:05	3/17/26 05:37	AK
2,4-Dimethylphenol	ND		0.0236	0.0470	1	mg/kg dry	EPA 8270E	3/14/26 8:05	3/17/26 05:37	AK
2,4-Dinitrophenol	ND	CAL-E, CCVE	0.0470	0.0939	1	mg/kg dry	EPA 8270E	3/14/26 8:05	3/17/26 05:37	AK
2,4-Dinitrotoluene	ND		0.0236	0.0470	1	mg/kg dry	EPA 8270E	3/14/26 8:05	3/17/26 05:37	AK
2,6-Dinitrotoluene	ND		0.0236	0.0470	1	mg/kg dry	EPA 8270E	3/14/26 8:05	3/17/26 05:37	AK
2-Chloronaphthalene	ND		0.0236	0.0470	1	mg/kg dry	EPA 8270E	3/14/26 8:05	3/17/26 05:37	AK
2-Chlorophenol	ND		0.0236	0.0470	1	mg/kg dry	EPA 8270E	3/14/26 8:05	3/17/26 05:37	AK
2-Methylnaphthalene	ND		0.0236	0.0470	1	mg/kg dry	EPA 8270E	3/14/26 8:05	3/17/26 05:37	AK
2-Methylphenol	ND		0.0236	0.0470	1	mg/kg dry	EPA 8270E	3/14/26 8:05	3/17/26 05:37	AK
2-Nitroaniline	ND		0.0470	0.0939	1	mg/kg dry	EPA 8270E	3/14/26 8:05	3/17/26 05:37	AK
2-Nitrophenol	ND		0.0236	0.0470	1	mg/kg dry	EPA 8270E	3/14/26 8:05	3/17/26 05:37	AK
* 3- & 4-Methylphenols	ND		0.0236	0.0470	1	mg/kg dry	EPA 8270E	3/14/26 8:05	3/17/26 05:37	AK
3,3-Dichlorobenzidine	ND		0.0236	0.0470	1	mg/kg dry	EPA 8270E	3/14/26 8:05	3/17/26 05:37	AK
3-Nitroaniline	ND		0.0470	0.0939	1	mg/kg dry	EPA 8270E	3/14/26 8:05	3/17/26 05:37	AK
4,6-Dinitro-2-methylphenol	ND	CAL-E, CCVE	0.0470	0.0939	1	mg/kg dry	EPA 8270E	3/14/26 8:05	3/17/26 05:37	AK
4-Bromophenyl phenyl ether	ND		0.0236	0.0470	1	mg/kg dry	EPA 8270E	3/14/26 8:05	3/17/26 05:37	AK
4-Chloro-3-methylphenol	ND		0.0236	0.0470	1	mg/kg dry	EPA 8270E	3/14/26 8:05	3/17/26 05:37	AK
4-Chloroaniline	ND		0.0236	0.0470	1	mg/kg dry	EPA 8270E	3/14/26 8:05	3/17/26 05:37	AK
4-Chlorophenyl phenyl ether	ND		0.0236	0.0470	1	mg/kg dry	EPA 8270E	3/14/26 8:05	3/17/26 05:37	AK
4-Nitroaniline	ND		0.0470	0.0939	1	mg/kg dry	EPA 8270E	3/14/26 8:05	3/17/26 05:37	AK
4-Nitrophenol	ND		0.0470	0.0939	1	mg/kg dry	EPA 8270E	3/14/26 8:05	3/17/26 05:37	AK
Acenaphthene	ND		0.0236	0.0470	1	mg/kg dry	EPA 8270E	3/14/26 8:05	3/17/26 05:37	AK
Acenaphthylene	ND		0.0236	0.0470	1	mg/kg dry	EPA 8270E	3/14/26 8:05	3/17/26 05:37	AK
Acetophenone	ND		0.0236	0.0470	1	mg/kg dry	EPA 8270E	3/14/26 8:05	3/17/26 05:37	AK
Aniline	ND	CCVE	0.0409	0.188	1	mg/kg dry	EPA 8270E	3/14/26 8:05	3/17/26 05:37	AK
Anthracene	ND		0.0236	0.0470	1	mg/kg dry	EPA 8270E	3/14/26 8:05	3/17/26 05:37	AK
Atrazine	ND		0.0236	0.0470	1	mg/kg dry	EPA 8270E	3/14/26 8:05	3/17/26 05:37	AK
Benzaldehyde	ND		0.0236	0.0470	1	mg/kg dry	EPA 8270E	3/14/26 8:05	3/17/26 05:37	AK
Benzidine	ND		0.0942	0.188	1	mg/kg dry	EPA 8270E	3/14/26 8:05	3/17/26 05:37	AK
Benzo(a)anthracene	ND		0.0236	0.0470	1	mg/kg dry	EPA 8270E	3/14/26 8:05	3/17/26 05:37	AK
Benzo(a)pyrene	ND	CCVE	0.0236	0.0470	1	mg/kg dry	EPA 8270E	3/14/26 8:05	3/17/26 05:37	AK
Benzo(b)fluoranthene	ND	CCVE	0.0236	0.0470	1	mg/kg dry	EPA 8270E	3/14/26 8:05	3/17/26 05:37	AK
Benzo(g,h,i)perylene	ND	CCVE	0.0236	0.0470	1	mg/kg dry	EPA 8270E	3/14/26 8:05	3/17/26 05:37	AK
Benzo(k)fluoranthene	ND		0.0236	0.0470	1	mg/kg dry	EPA 8270E	3/14/26 8:05	3/17/26 05:37	AK
Benzoic acid	ND	CAL-E, CCVE	0.0236	0.0470	1	mg/kg dry	EPA 8270E	3/14/26 8:05	3/17/26 05:37	AK
Benzyl alcohol	ND		0.0236	0.0470	1	mg/kg dry	EPA 8270E	3/14/26 8:05	3/17/26 05:37	AK
Benzyl butyl phthalate	ND		0.0236	0.0470	1	mg/kg dry	EPA 8270E	3/14/26 8:05	3/17/26 05:37	AK
Bis(2-chloroethoxy)methane	ND		0.0236	0.0470	1	mg/kg dry	EPA 8270E	3/14/26 8:05	3/17/26 05:37	AK
Bis(2-chloroethyl)ether	ND		0.0236	0.0470	1	mg/kg dry	EPA 8270E	3/14/26 8:05	3/17/26 05:37	AK
Bis(2-chloroisopropyl)ether	ND		0.0236	0.0470	1	mg/kg dry	EPA 8270E	3/14/26 8:05	3/17/26 05:37	AK
Bis(2-ethylhexyl)phthalate	ND		0.0236	0.0470	1	mg/kg dry	EPA 8270E	3/14/26 8:05	3/17/26 05:37	AK
Caprolactam	ND	CAL-E	0.0470	0.0939	1	mg/kg dry	EPA 8270E	3/14/26 8:05	3/17/26 05:37	AK



Client:	LaBella Associates (Ballston Spa)	Sample ID:	26C0754-10
Client Project:	2261164 WARWICK BESS- INVESTIGATION	Date Received:	03/12/2026
Client Sample ID:	WB-SS-04 (0-6")	Collection Date/Time:	3/10/26 15:00

Lab ID:	26C0754-10	Laboratory:	ALS Environmental - Stratford
Analysis:	Semivolatile Organic Compounds by GC/MS	Matrix:	Soil
Prep Method:	Sample Prepared by Method: EPA 3546- SVOA RCP		

Parameter	Result	Flag	MDL	RL	Dilution	Units	Reference Method	Extracted	Analyzed	Analyst
Carbazole	ND		0.0236	0.0470	1	mg/kg dry	EPA 8270E	3/14/26 8:05	3/17/26 05:37	AK
Chrysene	ND		0.0236	0.0470	1	mg/kg dry	EPA 8270E	3/14/26 8:05	3/17/26 05:37	AK
Dibenzo(a,h)anthracene	ND	CCVE	0.0236	0.0470	1	mg/kg dry	EPA 8270E	3/14/26 8:05	3/17/26 05:37	AK
Dibenzofuran	ND		0.0236	0.0470	1	mg/kg dry	EPA 8270E	3/14/26 8:05	3/17/26 05:37	AK
Diethyl phthalate	ND		0.0236	0.0470	1	mg/kg dry	EPA 8270E	3/14/26 8:05	3/17/26 05:37	AK
Dimethyl phthalate	ND		0.0236	0.0470	1	mg/kg dry	EPA 8270E	3/14/26 8:05	3/17/26 05:37	AK
Di-n-butyl phthalate	ND		0.0236	0.0470	1	mg/kg dry	EPA 8270E	3/14/26 8:05	3/17/26 05:37	AK
Di-n-octyl phthalate	ND		0.0236	0.0470	1	mg/kg dry	EPA 8270E	3/14/26 8:05	3/17/26 05:37	AK
Fluoranthene	ND		0.0236	0.0470	1	mg/kg dry	EPA 8270E	3/14/26 8:05	3/17/26 05:37	AK
Fluorene	ND		0.0236	0.0470	1	mg/kg dry	EPA 8270E	3/14/26 8:05	3/17/26 05:37	AK
Hexachlorobenzene	ND		0.0236	0.0470	1	mg/kg dry	EPA 8270E	3/14/26 8:05	3/17/26 05:37	AK
Hexachlorobutadiene	ND		0.0236	0.0470	1	mg/kg dry	EPA 8270E	3/14/26 8:05	3/17/26 05:37	AK
Hexachlorocyclopentadiene	ND	CCVE	0.0236	0.0470	1	mg/kg dry	EPA 8270E	3/14/26 8:05	3/17/26 05:37	AK
Hexachloroethane	ND		0.0236	0.0470	1	mg/kg dry	EPA 8270E	3/14/26 8:05	3/17/26 05:37	AK
Indeno(1,2,3-cd)pyrene	ND		0.0236	0.0470	1	mg/kg dry	EPA 8270E	3/14/26 8:05	3/17/26 05:37	AK
Isophorone	ND		0.0236	0.0470	1	mg/kg dry	EPA 8270E	3/14/26 8:05	3/17/26 05:37	AK
Naphthalene	ND		0.0236	0.0470	1	mg/kg dry	EPA 8270E	3/14/26 8:05	3/17/26 05:37	AK
Nitrobenzene	ND		0.0236	0.0470	1	mg/kg dry	EPA 8270E	3/14/26 8:05	3/17/26 05:37	AK
N-Nitrosodimethylamine	ND		0.0236	0.0470	1	mg/kg dry	EPA 8270E	3/14/26 8:05	3/17/26 05:37	AK
N-nitroso-di-n-propylamine	ND		0.0236	0.0470	1	mg/kg dry	EPA 8270E	3/14/26 8:05	3/17/26 05:37	AK
N-Nitrosodiphenylamine	ND		0.0236	0.0470	1	mg/kg dry	EPA 8270E	3/14/26 8:05	3/17/26 05:37	AK
Pentachlorophenol	ND	CAL-E, CCVE	0.0236	0.0470	1	mg/kg dry	EPA 8270E	3/14/26 8:05	3/17/26 05:37	AK
Phenanthrene	ND		0.0236	0.0470	1	mg/kg dry	EPA 8270E	3/14/26 8:05	3/17/26 05:37	AK
Phenol	ND		0.0236	0.0470	1	mg/kg dry	EPA 8270E	3/14/26 8:05	3/17/26 05:37	AK
Pyrene	ND		0.0236	0.0470	1	mg/kg dry	EPA 8270E	3/14/26 8:05	3/17/26 05:37	AK
Pyridine	ND		0.0942	0.188	1	mg/kg dry	EPA 8270E	3/14/26 8:05	3/17/26 05:37	AK

Surrogate Recoveries	Result	Flag	Acceptance Range	Reference	Analyzed
Surrogate: SURR: 2-Fluorophenol	65.8 %		20-108	EPA 8270E	3/17/26 05:37
Surrogate: SURR: Phenol-d6	54.7 %		23-114	EPA 8270E	3/17/26 05:37
Surrogate: SURR: Nitrobenzene-d5	62.8 %		22-108	EPA 8270E	3/17/26 05:37
Surrogate: SURR: 2-Fluorobiphenyl	79.4 %		21-113	EPA 8270E	3/17/26 05:37
Surrogate: SURR: 2,4,6-Tribromophenol	70.6 %		19-110	EPA 8270E	3/17/26 05:37
Surrogate: SURR: Terphenyl-d14	111 %		24-116	EPA 8270E	3/17/26 05:37



Client:	LaBella Associates (Ballston Spa)	Sample ID:	26C0754-10
Client Project:	2261164 WARWICK BESS- INVESTIGATION	Date Received:	03/12/2026
Client Sample ID:	WB-SS-04 (0-6")	Collection Date/Time:	3/10/26 15:00

Lab ID:	26C0754-10	Laboratory:	ALS Environmental - Stratford
Analysis:	Metals Total	Matrix:	Soil
Prep Method:	Sample Prepared by Method: EPA 3050B		

Parameter	Result	Flag	MDL	RL	Dilution	Units	Reference Method	Extracted	Analyzed	Analyst
Aluminum	19900		4.96	4.96	1	mg/kg dry	EPA 6010D	3/17/26 14:41	3/18/26 10:54	AGNR
Antimony	ND		2.48	2.48	1	mg/kg dry	EPA 6010D	3/17/26 14:41	3/18/26 10:54	AGNR
Arsenic	8.02		1.49	1.49	1	mg/kg dry	EPA 6010D	3/17/26 14:41	3/18/26 10:54	AGNR
Barium	62.9		2.48	2.48	1	mg/kg dry	EPA 6010D	3/17/26 14:41	3/18/26 10:54	AGNR
Beryllium	0.775		0.050	0.050	1	mg/kg dry	EPA 6010D	3/17/26 14:41	3/18/26 10:54	AGNR
Cadmium	ND		0.298	0.298	1	mg/kg dry	EPA 6010D	3/17/26 14:41	3/18/26 10:54	AGNR
Calcium	931		4.97	4.97	1	mg/kg dry	EPA 6010D	3/17/26 14:41	3/18/26 10:54	AGNR
Chromium	23.2		0.497	0.497	1	mg/kg dry	EPA 6010D	3/17/26 14:41	3/18/26 10:54	AGNR
Cobalt	12.3		0.397	0.397	1	mg/kg dry	EPA 6010D	3/17/26 14:41	3/18/26 10:54	AGNR
Copper	34.7		1.99	1.99	1	mg/kg dry	EPA 6010D	3/17/26 14:41	3/18/26 10:54	AGNR
Iron	34000		24.8	24.8	1	mg/kg dry	EPA 6010D	3/17/26 14:41	3/18/26 10:54	AGNR
Lead	18.1		0.497	0.497	1	mg/kg dry	EPA 6010D	3/17/26 14:41	3/18/26 10:54	AGNR
Magnesium	7810		4.97	4.97	1	mg/kg dry	EPA 6010D	3/17/26 14:41	3/18/26 10:54	AGNR
Manganese	929		0.497	0.497	1	mg/kg dry	EPA 6010D	3/17/26 14:41	3/18/26 10:54	AGNR
Nickel	31.1		0.989	0.989	1	mg/kg dry	EPA 6010D	3/17/26 14:41	3/18/26 10:54	AGNR
Potassium	2300		4.97	4.97	1	mg/kg dry	EPA 6010D	3/17/26 14:41	3/18/26 10:54	AGNR
Selenium	2.81		2.48	2.48	1	mg/kg dry	EPA 6010D	3/17/26 14:41	3/18/26 10:54	AGNR
Silver	ND		0.500	0.500	1	mg/kg dry	EPA 6010D	3/17/26 14:41	3/18/26 10:54	AGNR
Sodium	ND		49.7	49.7	1	mg/kg dry	EPA 6010D	3/17/26 14:41	3/18/26 10:54	AGNR
Thallium	ND		1.19	1.99	1	mg/kg dry	EPA 6010D	3/17/26 14:41	3/18/26 10:54	AGNR
Vanadium	30.3		0.989	0.989	1	mg/kg dry	EPA 6010D	3/17/26 14:41	3/18/26 10:54	AGNR
Zinc	78.6		2.47	2.47	1	mg/kg dry	EPA 6010D	3/17/26 14:41	3/18/26 10:54	AGNR

Lab ID:	26C0754-10	Laboratory:	ALS Environmental - Stratford
Analysis:	Mercury Total	Matrix:	Soil
Prep Method:	Sample Prepared by Method: EPA 7473 soil		

Parameter	Result	Flag	MDL	RL	Dilution	Units	Reference Method	Extracted	Analyzed	Analyst
Mercury	0.0606		0.0101	0.0357	1	mg/kg dry	EPA 7473	3/16/26 9:17	3/16/26 15:14	LCB



Client:	LaBella Associates (Ballston Spa)	Sample ID:	26C0754-10
Client Project:	2261164 WARWICK BESS- INVESTIGATION	Date Received:	03/12/2026
Client Sample ID:	WB-SS-04 (0-6")	Collection Date/Time:	3/10/26 15:00

Lab ID:	26C0754-10	Laboratory:	ALS Environmental - Stratford							
Analysis:	Anions by Ion Chromatography	Matrix:	Soil							
Prep Method:	Sample Prepared by Method: EPA 300									
Parameter	Result	Flag	MDL	RL	Dilution	Units	Reference Method	Extracted	Analyzed	Analyst
* Fluoride	ND		2.00	2.00	1	mg/kg	EPA 300.0 Rev 2.1	3/17/26 4:16	3/17/26 04:16	DNP

Lab ID:	26C0754-10	Laboratory:	ALS Environmental - Stratford							
Analysis:	Wet Chemistry Parameters	Matrix:	Soil							
Prep Method:	Sample Prepared by Method: Analysis Preparation									
Parameter	Result	Flag	MDL	RL	Dilution	Units	Reference Method	Extracted	Analyzed	Analyst
pH	5.74	HT-pH		0.500	1	pH units	EPA 9045D	3/13/26 6:48	3/13/26 14:14	SMM
* Phosphorous, Total as P	268		29.8	29.8	10	mg/kg dry	SM 4500-P B5/E	3/17/26 9:13	3/17/26 16:51	JMT

Lab ID:	26C0754-10	Laboratory:	ALS Environmental - Stratford							
Analysis:	Miscellaneous Physical Parameters	Matrix:	Soil							
Prep Method:	Sample Prepared by Method: % Solids Prep									
Parameter	Result	Flag	MDL	RL	Dilution	Units	Reference Method	Extracted	Analyzed	Analyst
* % Solids	83.9		0.100	0.100	1	%	SM 2540G	3/13/26 8:45	3/13/26 10:50	CD

Client:	LaBella Associates (Ballston Spa)	Sample ID:	26C0754-11
Client Project:	2261164 WARWICK BESS- INVESTIGATION	Date Received:	03/12/2026
Client Sample ID:	WB-SS-05 (0-6")	Collection Date/Time:	3/10/26 15:10

Lab ID:	26C0754-11	Laboratory:	ALS Environmental - Stratford							
Analysis:	Semivolatile Organic Compounds by GC/MS	Matrix:	Soil							
Prep Method:	Sample Prepared by Method: EPA 3546- SVOA RCP									
Parameter	Result	Flag	MDL	RL	Dilution	Units	Reference Method	Extracted	Analyzed	Analyst
1,1-Biphenyl	ND		0.0233	0.0465	1	mg/kg dry	EPA 8270E	3/14/26 8:04	3/14/26 21:08	AK
1,2,4,5-Tetrachlorobenzene	ND		0.0465	0.0928	1	mg/kg dry	EPA 8270E	3/14/26 8:04	3/14/26 21:08	AK
1,2,4-Trichlorobenzene	ND		0.0233	0.0465	1	mg/kg dry	EPA 8270E	3/14/26 8:04	3/14/26 21:08	AK
1,2-Dichlorobenzene	ND		0.0233	0.0465	1	mg/kg dry	EPA 8270E	3/14/26 8:04	3/14/26 21:08	AK
1,2-Diphenylhydrazine (as Azobenzene)	ND		0.0233	0.0465	1	mg/kg dry	EPA 8270E	3/14/26 8:04	3/14/26 21:08	AK
1,3-Dichlorobenzene	ND		0.0233	0.0465	1	mg/kg dry	EPA 8270E	3/14/26 8:04	3/14/26 21:08	AK
1,4-Dichlorobenzene	ND		0.0233	0.0465	1	mg/kg dry	EPA 8270E	3/14/26 8:04	3/14/26 21:08	AK
2,3,4,6-Tetrachlorophenol	ND		0.0465	0.0928	1	mg/kg dry	EPA 8270E	3/14/26 8:04	3/14/26 21:08	AK
2,4,5-Trichlorophenol	ND		0.0233	0.0465	1	mg/kg dry	EPA 8270E	3/14/26 8:04	3/14/26 21:08	AK



Client:	LaBella Associates (Ballston Spa)	Sample ID:	26C0754-11
Client Project:	2261164 WARWICK BESS- INVESTIGATION	Date Received:	03/12/2026
Client Sample ID:	WB-SS-05 (0-6")	Collection Date/Time:	3/10/26 15:10

Lab ID:	26C0754-11	Laboratory:	ALS Environmental - Stratford
Analysis:	Semivolatile Organic Compounds by GC/MS	Matrix:	Soil
Prep Method:	Sample Prepared by Method: EPA 3546- SVOA RCP		

Parameter	Result	Flag	MDL	RL	Dilution	Units	Reference Method	Extracted	Analyzed	Analyst
2,4,6-Trichlorophenol	ND		0.0233	0.0465	1	mg/kg dry	EPA 8270E	3/14/26 8:04	3/14/26 21:08	AK
2,4-Dichlorophenol	ND		0.0233	0.0465	1	mg/kg dry	EPA 8270E	3/14/26 8:04	3/14/26 21:08	AK
2,4-Dimethylphenol	ND		0.0233	0.0465	1	mg/kg dry	EPA 8270E	3/14/26 8:04	3/14/26 21:08	AK
2,4-Dinitrophenol	ND	CAL-E	0.0465	0.0928	1	mg/kg dry	EPA 8270E	3/14/26 8:04	3/14/26 21:08	AK
2,4-Dinitrotoluene	ND		0.0233	0.0465	1	mg/kg dry	EPA 8270E	3/14/26 8:04	3/14/26 21:08	AK
2,6-Dinitrotoluene	ND		0.0233	0.0465	1	mg/kg dry	EPA 8270E	3/14/26 8:04	3/14/26 21:08	AK
2-Chloronaphthalene	ND		0.0233	0.0465	1	mg/kg dry	EPA 8270E	3/14/26 8:04	3/14/26 21:08	AK
2-Chlorophenol	ND		0.0233	0.0465	1	mg/kg dry	EPA 8270E	3/14/26 8:04	3/14/26 21:08	AK
2-Methylnaphthalene	ND		0.0233	0.0465	1	mg/kg dry	EPA 8270E	3/14/26 8:04	3/14/26 21:08	AK
2-Methylphenol	ND		0.0233	0.0465	1	mg/kg dry	EPA 8270E	3/14/26 8:04	3/14/26 21:08	AK
2-Nitroaniline	ND		0.0465	0.0928	1	mg/kg dry	EPA 8270E	3/14/26 8:04	3/14/26 21:08	AK
2-Nitrophenol	ND		0.0233	0.0465	1	mg/kg dry	EPA 8270E	3/14/26 8:04	3/14/26 21:08	AK
* 3- & 4-Methylphenols	ND		0.0233	0.0465	1	mg/kg dry	EPA 8270E	3/14/26 8:04	3/14/26 21:08	AK
3,3-Dichlorobenzidine	ND		0.0233	0.0465	1	mg/kg dry	EPA 8270E	3/14/26 8:04	3/14/26 21:08	AK
3-Nitroaniline	ND		0.0465	0.0928	1	mg/kg dry	EPA 8270E	3/14/26 8:04	3/14/26 21:08	AK
4,6-Dinitro-2-methylphenol	ND	CAL-E	0.0465	0.0928	1	mg/kg dry	EPA 8270E	3/14/26 8:04	3/14/26 21:08	AK
4-Bromophenyl phenyl ether	ND		0.0233	0.0465	1	mg/kg dry	EPA 8270E	3/14/26 8:04	3/14/26 21:08	AK
4-Chloro-3-methylphenol	ND		0.0233	0.0465	1	mg/kg dry	EPA 8270E	3/14/26 8:04	3/14/26 21:08	AK
4-Chloroaniline	ND		0.0233	0.0465	1	mg/kg dry	EPA 8270E	3/14/26 8:04	3/14/26 21:08	AK
4-Chlorophenyl phenyl ether	ND		0.0233	0.0465	1	mg/kg dry	EPA 8270E	3/14/26 8:04	3/14/26 21:08	AK
4-Nitroaniline	ND		0.0465	0.0928	1	mg/kg dry	EPA 8270E	3/14/26 8:04	3/14/26 21:08	AK
4-Nitrophenol	ND		0.0465	0.0928	1	mg/kg dry	EPA 8270E	3/14/26 8:04	3/14/26 21:08	AK
Acenaphthene	ND		0.0233	0.0465	1	mg/kg dry	EPA 8270E	3/14/26 8:04	3/14/26 21:08	AK
Acenaphthylene	ND		0.0233	0.0465	1	mg/kg dry	EPA 8270E	3/14/26 8:04	3/14/26 21:08	AK
Acetophenone	ND		0.0233	0.0465	1	mg/kg dry	EPA 8270E	3/14/26 8:04	3/14/26 21:08	AK
Aniline	ND		0.0404	0.186	1	mg/kg dry	EPA 8270E	3/14/26 8:04	3/14/26 21:08	AK
Anthracene	ND		0.0233	0.0465	1	mg/kg dry	EPA 8270E	3/14/26 8:04	3/14/26 21:08	AK
Atrazine	ND		0.0233	0.0465	1	mg/kg dry	EPA 8270E	3/14/26 8:04	3/14/26 21:08	AK
Benzaldehyde	ND		0.0233	0.0465	1	mg/kg dry	EPA 8270E	3/14/26 8:04	3/14/26 21:08	AK
Benzidine	ND	CAL-E	0.0931	0.186	1	mg/kg dry	EPA 8270E	3/14/26 8:04	3/14/26 21:08	AK
Benzo(a)anthracene	ND		0.0233	0.0465	1	mg/kg dry	EPA 8270E	3/14/26 8:04	3/14/26 21:08	AK
Benzo(a)pyrene	ND		0.0233	0.0465	1	mg/kg dry	EPA 8270E	3/14/26 8:04	3/14/26 21:08	AK
Benzo(b)fluoranthene	ND		0.0233	0.0465	1	mg/kg dry	EPA 8270E	3/14/26 8:04	3/14/26 21:08	AK
Benzo(g,h,i)perylene	ND		0.0233	0.0465	1	mg/kg dry	EPA 8270E	3/14/26 8:04	3/14/26 21:08	AK
Benzo(k)fluoranthene	ND		0.0233	0.0465	1	mg/kg dry	EPA 8270E	3/14/26 8:04	3/14/26 21:08	AK
Benzoic acid	ND	CCVE	0.0233	0.0465	1	mg/kg dry	EPA 8270E	3/14/26 8:04	3/14/26 21:08	AK
Benzyl alcohol	ND		0.0233	0.0465	1	mg/kg dry	EPA 8270E	3/14/26 8:04	3/14/26 21:08	AK
Benzyl butyl phthalate	ND		0.0233	0.0465	1	mg/kg dry	EPA 8270E	3/14/26 8:04	3/14/26 21:08	AK
Bis(2-chloroethoxy)methane	ND		0.0233	0.0465	1	mg/kg dry	EPA 8270E	3/14/26 8:04	3/14/26 21:08	AK
Bis(2-chloroethyl)ether	ND		0.0233	0.0465	1	mg/kg dry	EPA 8270E	3/14/26 8:04	3/14/26 21:08	AK
Bis(2-chloroisopropyl)ether	ND	CCVE	0.0233	0.0465	1	mg/kg dry	EPA 8270E	3/14/26 8:04	3/14/26 21:08	AK
Bis(2-ethylhexyl)phthalate	ND		0.0233	0.0465	1	mg/kg dry	EPA 8270E	3/14/26 8:04	3/14/26 21:08	AK
Caprolactam	ND		0.0465	0.0928	1	mg/kg dry	EPA 8270E	3/14/26 8:04	3/14/26 21:08	AK
Carbazole	ND		0.0233	0.0465	1	mg/kg dry	EPA 8270E	3/14/26 8:04	3/14/26 21:08	AK
Chrysene	ND		0.0233	0.0465	1	mg/kg dry	EPA 8270E	3/14/26 8:04	3/14/26 21:08	AK
Dibenzo(a,h)anthracene	ND		0.0233	0.0465	1	mg/kg dry	EPA 8270E	3/14/26 8:04	3/14/26 21:08	AK



Client:	LaBella Associates (Ballston Spa)	Sample ID:	26C0754-11
Client Project:	2261164 WARWICK BESS- INVESTIGATION	Date Received:	03/12/2026
Client Sample ID:	WB-SS-05 (0-6")	Collection Date/Time:	3/10/26 15:10

Lab ID:	26C0754-11	Laboratory:	ALS Environmental - Stratford
Analysis:	Semivolatile Organic Compounds by GC/MS	Matrix:	Soil
Prep Method:	Sample Prepared by Method: EPA 3546- SVOA RCP		

Parameter	Result	Flag	MDL	RL	Dilution	Units	Reference Method	Extracted	Analyzed	Analyst
Dibenzofuran	ND		0.0233	0.0465	1	mg/kg dry	EPA 8270E	3/14/26 8:04	3/14/26 21:08	AK
Diethyl phthalate	ND		0.0233	0.0465	1	mg/kg dry	EPA 8270E	3/14/26 8:04	3/14/26 21:08	AK
Dimethyl phthalate	ND		0.0233	0.0465	1	mg/kg dry	EPA 8270E	3/14/26 8:04	3/14/26 21:08	AK
Di-n-butyl phthalate	ND		0.0233	0.0465	1	mg/kg dry	EPA 8270E	3/14/26 8:04	3/14/26 21:08	AK
Di-n-octyl phthalate	ND		0.0233	0.0465	1	mg/kg dry	EPA 8270E	3/14/26 8:04	3/14/26 21:08	AK
Fluoranthene	ND		0.0233	0.0465	1	mg/kg dry	EPA 8270E	3/14/26 8:04	3/14/26 21:08	AK
Fluorene	ND		0.0233	0.0465	1	mg/kg dry	EPA 8270E	3/14/26 8:04	3/14/26 21:08	AK
Hexachlorobenzene	ND		0.0233	0.0465	1	mg/kg dry	EPA 8270E	3/14/26 8:04	3/14/26 21:08	AK
Hexachlorobutadiene	ND		0.0233	0.0465	1	mg/kg dry	EPA 8270E	3/14/26 8:04	3/14/26 21:08	AK
Hexachlorocyclopentadiene	ND	CCVE	0.0233	0.0465	1	mg/kg dry	EPA 8270E	3/14/26 8:04	3/14/26 21:08	AK
Hexachloroethane	ND		0.0233	0.0465	1	mg/kg dry	EPA 8270E	3/14/26 8:04	3/14/26 21:08	AK
Indeno(1,2,3-cd)pyrene	ND		0.0233	0.0465	1	mg/kg dry	EPA 8270E	3/14/26 8:04	3/14/26 21:08	AK
Isophorone	ND		0.0233	0.0465	1	mg/kg dry	EPA 8270E	3/14/26 8:04	3/14/26 21:08	AK
Naphthalene	ND		0.0233	0.0465	1	mg/kg dry	EPA 8270E	3/14/26 8:04	3/14/26 21:08	AK
Nitrobenzene	ND		0.0233	0.0465	1	mg/kg dry	EPA 8270E	3/14/26 8:04	3/14/26 21:08	AK
N-Nitrosodimethylamine	ND		0.0233	0.0465	1	mg/kg dry	EPA 8270E	3/14/26 8:04	3/14/26 21:08	AK
N-nitroso-di-n-propylamine	ND		0.0233	0.0465	1	mg/kg dry	EPA 8270E	3/14/26 8:04	3/14/26 21:08	AK
N-Nitrosodiphenylamine	ND		0.0233	0.0465	1	mg/kg dry	EPA 8270E	3/14/26 8:04	3/14/26 21:08	AK
Pentachlorophenol	ND	CCVE	0.0233	0.0465	1	mg/kg dry	EPA 8270E	3/14/26 8:04	3/14/26 21:08	AK
Phenanthrene	ND		0.0233	0.0465	1	mg/kg dry	EPA 8270E	3/14/26 8:04	3/14/26 21:08	AK
Phenol	ND		0.0233	0.0465	1	mg/kg dry	EPA 8270E	3/14/26 8:04	3/14/26 21:08	AK
Pyrene	ND		0.0233	0.0465	1	mg/kg dry	EPA 8270E	3/14/26 8:04	3/14/26 21:08	AK
Pyridine	ND		0.0931	0.186	1	mg/kg dry	EPA 8270E	3/14/26 8:04	3/14/26 21:08	AK

Surrogate Recoveries	Result	Flag	Acceptance Range	Reference	Analyzed
Surrogate: SURR: 2-Fluorophenol	37.2 %		20-108	EPA 8270E	3/14/26 21:08
Surrogate: SURR: Phenol-d6	35.7 %		23-114	EPA 8270E	3/14/26 21:08
Surrogate: SURR: Nitrobenzene-d5	34.0 %		22-108	EPA 8270E	3/14/26 21:08
Surrogate: SURR: 2-Fluorobiphenyl	37.0 %		21-113	EPA 8270E	3/14/26 21:08
Surrogate: SURR: 2,4,6-Tribromophenol	25.4 %		19-110	EPA 8270E	3/14/26 21:08
Surrogate: SURR: Terphenyl-d14	43.9 %		24-116	EPA 8270E	3/14/26 21:08



Client:	LaBella Associates (Ballston Spa)	Sample ID:	26C0754-11
Client Project:	2261164 WARWICK BESS- INVESTIGATION	Date Received:	03/12/2026
Client Sample ID:	WB-SS-05 (0-6")	Collection Date/Time:	3/10/26 15:10

Lab ID:	26C0754-11	Laboratory:	ALS Environmental - Stratford
Analysis:	Metals Total	Matrix:	Soil
Prep Method:	Sample Prepared by Method: EPA 3050B		

Parameter	Result	Flag	MDL	RL	Dilution	Units	Reference Method	Extracted	Analyzed	Analyst
Aluminum	19800		4.84	4.84	1	mg/kg dry	EPA 6010D	3/17/26 14:41	3/18/26 10:55	AGNR
Antimony	ND		2.42	2.42	1	mg/kg dry	EPA 6010D	3/17/26 14:41	3/18/26 10:55	AGNR
Arsenic	9.32		1.45	1.45	1	mg/kg dry	EPA 6010D	3/17/26 14:41	3/18/26 10:55	AGNR
Barium	60.9		2.42	2.42	1	mg/kg dry	EPA 6010D	3/17/26 14:41	3/18/26 10:55	AGNR
Beryllium	1.00		0.049	0.049	1	mg/kg dry	EPA 6010D	3/17/26 14:41	3/18/26 10:55	AGNR
Cadmium	ND		0.290	0.290	1	mg/kg dry	EPA 6010D	3/17/26 14:41	3/18/26 10:55	AGNR
Calcium	970		4.84	4.84	1	mg/kg dry	EPA 6010D	3/17/26 14:41	3/18/26 10:55	AGNR
Chromium	27.2		0.485	0.485	1	mg/kg dry	EPA 6010D	3/17/26 14:41	3/18/26 10:55	AGNR
Cobalt	13.2		0.387	0.387	1	mg/kg dry	EPA 6010D	3/17/26 14:41	3/18/26 10:55	AGNR
Copper	41.6		1.94	1.94	1	mg/kg dry	EPA 6010D	3/17/26 14:41	3/18/26 10:55	AGNR
Iron	37200		24.2	24.2	1	mg/kg dry	EPA 6010D	3/17/26 14:41	3/18/26 10:55	AGNR
Lead	16.4		0.485	0.485	1	mg/kg dry	EPA 6010D	3/17/26 14:41	3/18/26 10:55	AGNR
Magnesium	7120		4.85	4.85	1	mg/kg dry	EPA 6010D	3/17/26 14:41	3/18/26 10:55	AGNR
Manganese	961		0.485	0.485	1	mg/kg dry	EPA 6010D	3/17/26 14:41	3/18/26 10:55	AGNR
Nickel	39.6		0.964	0.964	1	mg/kg dry	EPA 6010D	3/17/26 14:41	3/18/26 10:55	AGNR
Potassium	2040		4.85	4.85	1	mg/kg dry	EPA 6010D	3/17/26 14:41	3/18/26 10:55	AGNR
Selenium	2.48		2.42	2.42	1	mg/kg dry	EPA 6010D	3/17/26 14:41	3/18/26 10:55	AGNR
Silver	ND		0.488	0.488	1	mg/kg dry	EPA 6010D	3/17/26 14:41	3/18/26 10:55	AGNR
Sodium	ND		48.4	48.4	1	mg/kg dry	EPA 6010D	3/17/26 14:41	3/18/26 10:55	AGNR
Thallium	ND		1.16	1.94	1	mg/kg dry	EPA 6010D	3/17/26 14:41	3/18/26 10:55	AGNR
Vanadium	29.4		0.964	0.964	1	mg/kg dry	EPA 6010D	3/17/26 14:41	3/18/26 10:55	AGNR
Zinc	98.2		2.41	2.41	1	mg/kg dry	EPA 6010D	3/17/26 14:41	3/18/26 10:55	AGNR

Lab ID:	26C0754-11	Laboratory:	ALS Environmental - Stratford
Analysis:	Mercury Total	Matrix:	Soil
Prep Method:	Sample Prepared by Method: EPA 7473 soil		

Parameter	Result	Flag	MDL	RL	Dilution	Units	Reference Method	Extracted	Analyzed	Analyst
Mercury	0.0519		0.00997	0.0354	1	mg/kg dry	EPA 7473	3/16/26 9:17	3/16/26 15:15	LCB



Client:	LaBella Associates (Ballston Spa)	Sample ID:	26C0754-11
Client Project:	2261164 WARWICK BESS- INVESTIGATION	Date Received:	03/12/2026
Client Sample ID:	WB-SS-05 (0-6")	Collection Date/Time:	3/10/26 15:10

Lab ID:	26C0754-11	Laboratory:	ALS Environmental - Stratford							
Analysis:	Anions by Ion Chromatography	Matrix:	Soil							
Prep Method:	Sample Prepared by Method: EPA 300									
Parameter	Result	Flag	MDL	RL	Dilution	Units	Reference Method	Extracted	Analyzed	Analyst
* Fluoride	ND		2.00	2.00	1	mg/kg	EPA 300.0 Rev 2.1	3/17/26 4:26	3/17/26 04:26	DNP

Lab ID:	26C0754-11	Laboratory:	ALS Environmental - Stratford							
Analysis:	Wet Chemistry Parameters	Matrix:	Soil							
Prep Method:	Sample Prepared by Method: Analysis Preparation									
Parameter	Result	Flag	MDL	RL	Dilution	Units	Reference Method	Extracted	Analyzed	Analyst
pH	6.26	HT-pH		0.500	1	pH units	EPA 9045D	3/18/26 6:34	3/18/26 13:50	SMM
* Phosphorous, Total as P	263	QM-07	29.5	29.5	10	mg/kg dry	SM 4500-P B5/E	3/17/26 9:13	3/17/26 16:51	JMT

Lab ID:	26C0754-11	Laboratory:	ALS Environmental - Stratford							
Analysis:	Miscellaneous Physical Parameters	Matrix:	Soil							
Prep Method:	Sample Prepared by Method: % Solids Prep									
Parameter	Result	Flag	MDL	RL	Dilution	Units	Reference Method	Extracted	Analyzed	Analyst
* % Solids	84.7		0.100	0.100	1	%	SM 2540G	3/13/26 8:45	3/13/26 10:50	CD

Client:	LaBella Associates (Ballston Spa)	Sample ID:	26C0754-12
Client Project:	2261164 WARWICK BESS- INVESTIGATION	Date Received:	03/12/2026
Client Sample ID:	WB-SS-06 (0-6")	Collection Date/Time:	3/10/26 15:20

Lab ID:	26C0754-12	Laboratory:	ALS Environmental - Stratford							
Analysis:	Semivolatile Organic Compounds by GC/MS	Matrix:	Soil							
Prep Method:	Sample Prepared by Method: EPA 3546- SVOA RCP									
Parameter	Result	Flag	MDL	RL	Dilution	Units	Reference Method	Extracted	Analyzed	Analyst
1,1-Biphenyl	ND		0.0226	0.0451	1	mg/kg dry	EPA 8270E	3/14/26 8:04	3/16/26 15:38	AK
1,2,4,5-Tetrachlorobenzene	ND		0.0451	0.0902	1	mg/kg dry	EPA 8270E	3/14/26 8:04	3/16/26 15:38	AK
1,2,4-Trichlorobenzene	ND		0.0226	0.0451	1	mg/kg dry	EPA 8270E	3/14/26 8:04	3/16/26 15:38	AK
1,2-Dichlorobenzene	ND		0.0226	0.0451	1	mg/kg dry	EPA 8270E	3/14/26 8:04	3/16/26 15:38	AK
1,2-Diphenylhydrazine (as Azobenzene)	ND		0.0226	0.0451	1	mg/kg dry	EPA 8270E	3/14/26 8:04	3/16/26 15:38	AK
1,3-Dichlorobenzene	ND		0.0226	0.0451	1	mg/kg dry	EPA 8270E	3/14/26 8:04	3/16/26 15:38	AK
1,4-Dichlorobenzene	ND		0.0226	0.0451	1	mg/kg dry	EPA 8270E	3/14/26 8:04	3/16/26 15:38	AK
2,3,4,6-Tetrachlorophenol	ND		0.0451	0.0902	1	mg/kg dry	EPA 8270E	3/14/26 8:04	3/16/26 15:38	AK
2,4,5-Trichlorophenol	ND		0.0226	0.0451	1	mg/kg dry	EPA 8270E	3/14/26 8:04	3/16/26 15:38	AK



Client:	LaBella Associates (Ballston Spa)	Sample ID:	26C0754-12
Client Project:	2261164 WARWICK BESS- INVESTIGATION	Date Received:	03/12/2026
Client Sample ID:	WB-SS-06 (0-6")	Collection Date/Time:	3/10/26 15:20

Lab ID:	26C0754-12	Laboratory:	ALS Environmental - Stratford
Analysis:	Semivolatile Organic Compounds by GC/MS	Matrix:	Soil
Prep Method:	Sample Prepared by Method: EPA 3546- SVOA RCP		

Parameter	Result	Flag	MDL	RL	Dilution	Units	Reference Method	Extracted	Analyzed	Analyst
2,4,6-Trichlorophenol	ND		0.0226	0.0451	1	mg/kg dry	EPA 8270E	3/14/26 8:04	3/16/26 15:38	AK
2,4-Dichlorophenol	ND		0.0226	0.0451	1	mg/kg dry	EPA 8270E	3/14/26 8:04	3/16/26 15:38	AK
2,4-Dimethylphenol	ND		0.0226	0.0451	1	mg/kg dry	EPA 8270E	3/14/26 8:04	3/16/26 15:38	AK
2,4-Dinitrophenol	ND	QL-02, CAL-E, CCVE	0.0451	0.0902	1	mg/kg dry	EPA 8270E	3/14/26 8:04	3/16/26 15:38	AK
2,4-Dinitrotoluene	ND		0.0226	0.0451	1	mg/kg dry	EPA 8270E	3/14/26 8:04	3/16/26 15:38	AK
2,6-Dinitrotoluene	ND		0.0226	0.0451	1	mg/kg dry	EPA 8270E	3/14/26 8:04	3/16/26 15:38	AK
2-Chloronaphthalene	ND		0.0226	0.0451	1	mg/kg dry	EPA 8270E	3/14/26 8:04	3/16/26 15:38	AK
2-Chlorophenol	ND		0.0226	0.0451	1	mg/kg dry	EPA 8270E	3/14/26 8:04	3/16/26 15:38	AK
2-Methylnaphthalene	ND		0.0226	0.0451	1	mg/kg dry	EPA 8270E	3/14/26 8:04	3/16/26 15:38	AK
2-Methylphenol	ND		0.0226	0.0451	1	mg/kg dry	EPA 8270E	3/14/26 8:04	3/16/26 15:38	AK
2-Nitroaniline	ND		0.0451	0.0902	1	mg/kg dry	EPA 8270E	3/14/26 8:04	3/16/26 15:38	AK
2-Nitrophenol	ND		0.0226	0.0451	1	mg/kg dry	EPA 8270E	3/14/26 8:04	3/16/26 15:38	AK
* 3- & 4-Methylphenols	ND		0.0226	0.0451	1	mg/kg dry	EPA 8270E	3/14/26 8:04	3/16/26 15:38	AK
3,3-Dichlorobenzidine	ND		0.0226	0.0451	1	mg/kg dry	EPA 8270E	3/14/26 8:04	3/16/26 15:38	AK
3-Nitroaniline	ND		0.0451	0.0902	1	mg/kg dry	EPA 8270E	3/14/26 8:04	3/16/26 15:38	AK
4,6-Dinitro-2-methylphenol	ND	QL-02, CAL-E	0.0451	0.0902	1	mg/kg dry	EPA 8270E	3/14/26 8:04	3/16/26 15:38	AK
4-Bromophenyl phenyl ether	ND		0.0226	0.0451	1	mg/kg dry	EPA 8270E	3/14/26 8:04	3/16/26 15:38	AK
4-Chloro-3-methylphenol	ND		0.0226	0.0451	1	mg/kg dry	EPA 8270E	3/14/26 8:04	3/16/26 15:38	AK
4-Chloroaniline	ND		0.0226	0.0451	1	mg/kg dry	EPA 8270E	3/14/26 8:04	3/16/26 15:38	AK
4-Chlorophenyl phenyl ether	ND		0.0226	0.0451	1	mg/kg dry	EPA 8270E	3/14/26 8:04	3/16/26 15:38	AK
4-Nitroaniline	ND		0.0451	0.0902	1	mg/kg dry	EPA 8270E	3/14/26 8:04	3/16/26 15:38	AK
4-Nitrophenol	ND	CCVE	0.0451	0.0902	1	mg/kg dry	EPA 8270E	3/14/26 8:04	3/16/26 15:38	AK
Acenaphthene	ND		0.0226	0.0451	1	mg/kg dry	EPA 8270E	3/14/26 8:04	3/16/26 15:38	AK
Acenaphthylene	ND		0.0226	0.0451	1	mg/kg dry	EPA 8270E	3/14/26 8:04	3/16/26 15:38	AK
Acetophenone	ND		0.0226	0.0451	1	mg/kg dry	EPA 8270E	3/14/26 8:04	3/16/26 15:38	AK
Aniline	ND		0.0392	0.181	1	mg/kg dry	EPA 8270E	3/14/26 8:04	3/16/26 15:38	AK
Anthracene	ND		0.0226	0.0451	1	mg/kg dry	EPA 8270E	3/14/26 8:04	3/16/26 15:38	AK
Atrazine	ND		0.0226	0.0451	1	mg/kg dry	EPA 8270E	3/14/26 8:04	3/16/26 15:38	AK
Benzaldehyde	ND		0.0226	0.0451	1	mg/kg dry	EPA 8270E	3/14/26 8:04	3/16/26 15:38	AK
Benzidine	ND		0.0904	0.181	1	mg/kg dry	EPA 8270E	3/14/26 8:04	3/16/26 15:38	AK
Benzo(a)anthracene	ND		0.0226	0.0451	1	mg/kg dry	EPA 8270E	3/14/26 8:04	3/16/26 15:38	AK
Benzo(a)pyrene	ND		0.0226	0.0451	1	mg/kg dry	EPA 8270E	3/14/26 8:04	3/16/26 15:38	AK
Benzo(b)fluoranthene	ND		0.0226	0.0451	1	mg/kg dry	EPA 8270E	3/14/26 8:04	3/16/26 15:38	AK
Benzo(g,h,i)perylene	ND		0.0226	0.0451	1	mg/kg dry	EPA 8270E	3/14/26 8:04	3/16/26 15:38	AK
Benzo(k)fluoranthene	ND		0.0226	0.0451	1	mg/kg dry	EPA 8270E	3/14/26 8:04	3/16/26 15:38	AK
Benzoic acid	ND	CAL-E, CCVE	0.0226	0.0451	1	mg/kg dry	EPA 8270E	3/14/26 8:04	3/16/26 15:38	AK
Benzyl alcohol	ND		0.0226	0.0451	1	mg/kg dry	EPA 8270E	3/14/26 8:04	3/16/26 15:38	AK
Benzyl butyl phthalate	ND		0.0226	0.0451	1	mg/kg dry	EPA 8270E	3/14/26 8:04	3/16/26 15:38	AK
Bis(2-chloroethoxy)methane	ND		0.0226	0.0451	1	mg/kg dry	EPA 8270E	3/14/26 8:04	3/16/26 15:38	AK
Bis(2-chloroethyl)ether	ND		0.0226	0.0451	1	mg/kg dry	EPA 8270E	3/14/26 8:04	3/16/26 15:38	AK
Bis(2-chloroisopropyl)ether	ND		0.0226	0.0451	1	mg/kg dry	EPA 8270E	3/14/26 8:04	3/16/26 15:38	AK
Bis(2-ethylhexyl)phthalate	ND		0.0226	0.0451	1	mg/kg dry	EPA 8270E	3/14/26 8:04	3/16/26 15:38	AK



Client:	LaBella Associates (Ballston Spa)	Sample ID:	26C0754-12
Client Project:	2261164 WARWICK BESS- INVESTIGATION	Date Received:	03/12/2026
Client Sample ID:	WB-SS-06 (0-6")	Collection Date/Time:	3/10/26 15:20

Lab ID:	26C0754-12	Laboratory:	ALS Environmental - Stratford
Analysis:	Semivolatile Organic Compounds by GC/MS	Matrix:	Soil
Prep Method:	Sample Prepared by Method: EPA 3546- SVOA RCP		

Parameter	Result	Flag	MDL	RL	Dilution	Units	Reference Method	Extracted	Analyzed	Analyst
Caprolactam	ND	CAL-E	0.0451	0.0902	1	mg/kg dry	EPA 8270E	3/14/26 8:04	3/16/26 15:38	AK
Carbazole	ND		0.0226	0.0451	1	mg/kg dry	EPA 8270E	3/14/26 8:04	3/16/26 15:38	AK
Chrysene	ND		0.0226	0.0451	1	mg/kg dry	EPA 8270E	3/14/26 8:04	3/16/26 15:38	AK
Dibenzo(a,h)anthracene	ND		0.0226	0.0451	1	mg/kg dry	EPA 8270E	3/14/26 8:04	3/16/26 15:38	AK
Dibenzofuran	ND		0.0226	0.0451	1	mg/kg dry	EPA 8270E	3/14/26 8:04	3/16/26 15:38	AK
Diethyl phthalate	ND		0.0226	0.0451	1	mg/kg dry	EPA 8270E	3/14/26 8:04	3/16/26 15:38	AK
Dimethyl phthalate	ND		0.0226	0.0451	1	mg/kg dry	EPA 8270E	3/14/26 8:04	3/16/26 15:38	AK
Di-n-butyl phthalate	ND		0.0226	0.0451	1	mg/kg dry	EPA 8270E	3/14/26 8:04	3/16/26 15:38	AK
Di-n-octyl phthalate	ND		0.0226	0.0451	1	mg/kg dry	EPA 8270E	3/14/26 8:04	3/16/26 15:38	AK
Fluoranthene	ND		0.0226	0.0451	1	mg/kg dry	EPA 8270E	3/14/26 8:04	3/16/26 15:38	AK
Fluorene	ND		0.0226	0.0451	1	mg/kg dry	EPA 8270E	3/14/26 8:04	3/16/26 15:38	AK
Hexachlorobenzene	ND		0.0226	0.0451	1	mg/kg dry	EPA 8270E	3/14/26 8:04	3/16/26 15:38	AK
Hexachlorobutadiene	ND		0.0226	0.0451	1	mg/kg dry	EPA 8270E	3/14/26 8:04	3/16/26 15:38	AK
Hexachlorocyclopentadiene	ND	CCVE	0.0226	0.0451	1	mg/kg dry	EPA 8270E	3/14/26 8:04	3/16/26 15:38	AK
Hexachloroethane	ND		0.0226	0.0451	1	mg/kg dry	EPA 8270E	3/14/26 8:04	3/16/26 15:38	AK
Indeno(1,2,3-cd)pyrene	ND		0.0226	0.0451	1	mg/kg dry	EPA 8270E	3/14/26 8:04	3/16/26 15:38	AK
Isophorone	ND		0.0226	0.0451	1	mg/kg dry	EPA 8270E	3/14/26 8:04	3/16/26 15:38	AK
Naphthalene	ND		0.0226	0.0451	1	mg/kg dry	EPA 8270E	3/14/26 8:04	3/16/26 15:38	AK
Nitrobenzene	ND		0.0226	0.0451	1	mg/kg dry	EPA 8270E	3/14/26 8:04	3/16/26 15:38	AK
N-Nitrosodimethylamine	ND	CCVE	0.0226	0.0451	1	mg/kg dry	EPA 8270E	3/14/26 8:04	3/16/26 15:38	AK
N-nitroso-di-n-propylamine	ND		0.0226	0.0451	1	mg/kg dry	EPA 8270E	3/14/26 8:04	3/16/26 15:38	AK
N-Nitrosodiphenylamine	ND		0.0226	0.0451	1	mg/kg dry	EPA 8270E	3/14/26 8:04	3/16/26 15:38	AK
Pentachlorophenol	ND	CAL-E, CCVE	0.0226	0.0451	1	mg/kg dry	EPA 8270E	3/14/26 8:04	3/16/26 15:38	AK
Phenanthrene	ND		0.0226	0.0451	1	mg/kg dry	EPA 8270E	3/14/26 8:04	3/16/26 15:38	AK
Phenol	ND		0.0226	0.0451	1	mg/kg dry	EPA 8270E	3/14/26 8:04	3/16/26 15:38	AK
Pyrene	ND		0.0226	0.0451	1	mg/kg dry	EPA 8270E	3/14/26 8:04	3/16/26 15:38	AK
Pyridine	ND	CCVE	0.0904	0.181	1	mg/kg dry	EPA 8270E	3/14/26 8:04	3/16/26 15:38	AK

Surrogate Recoveries	Result	Flag	Acceptance Range	Reference	Analyzed
Surrogate: SURRE: 2-Fluorophenol	50.6 %		20-108	EPA 8270E	3/16/26 15:38
Surrogate: SURRE: Phenol-d6	41.0 %		23-114	EPA 8270E	3/16/26 15:38
Surrogate: SURRE: Nitrobenzene-d5	57.9 %		22-108	EPA 8270E	3/16/26 15:38
Surrogate: SURRE: 2-Fluorobiphenyl	60.0 %		21-113	EPA 8270E	3/16/26 15:38
Surrogate: SURRE: 2,4,6-Tribromophenol	54.7 %		19-110	EPA 8270E	3/16/26 15:38
Surrogate: SURRE: Terphenyl-d14	68.8 %		24-116	EPA 8270E	3/16/26 15:38



Client:	LaBella Associates (Ballston Spa)	Sample ID:	26C0754-12
Client Project:	2261164 WARWICK BESS- INVESTIGATION	Date Received:	03/12/2026
Client Sample ID:	WB-SS-06 (0-6")	Collection Date/Time:	3/10/26 15:20

Lab ID:	26C0754-12	Laboratory:	ALS Environmental - Stratford
Analysis:	Metals Total	Matrix:	Soil
Prep Method:	Sample Prepared by Method: EPA 3050B		

Parameter	Result	Flag	MDL	RL	Dilution	Units	Reference Method	Extracted	Analyzed	Analyst
Aluminum	20700		4.78	4.78	1	mg/kg dry	EPA 6010D	3/17/26 14:41	3/18/26 10:57	AGNR
Antimony	ND		2.39	2.39	1	mg/kg dry	EPA 6010D	3/17/26 14:41	3/18/26 10:57	AGNR
Arsenic	7.64		1.43	1.43	1	mg/kg dry	EPA 6010D	3/17/26 14:41	3/18/26 10:57	AGNR
Barium	67.8		2.39	2.39	1	mg/kg dry	EPA 6010D	3/17/26 14:41	3/18/26 10:57	AGNR
Beryllium	0.778		0.048	0.048	1	mg/kg dry	EPA 6010D	3/17/26 14:41	3/18/26 10:57	AGNR
Cadmium	ND		0.287	0.287	1	mg/kg dry	EPA 6010D	3/17/26 14:41	3/18/26 10:57	AGNR
Calcium	935		4.78	4.78	1	mg/kg dry	EPA 6010D	3/17/26 14:41	3/18/26 10:57	AGNR
Chromium	22.5		0.478	0.478	1	mg/kg dry	EPA 6010D	3/17/26 14:41	3/18/26 10:57	AGNR
Cobalt	12.0		0.382	0.382	1	mg/kg dry	EPA 6010D	3/17/26 14:41	3/18/26 10:57	AGNR
Copper	28.9		1.91	1.91	1	mg/kg dry	EPA 6010D	3/17/26 14:41	3/18/26 10:57	AGNR
Iron	30100		23.9	23.9	1	mg/kg dry	EPA 6010D	3/17/26 14:41	3/18/26 10:57	AGNR
Lead	15.7		0.478	0.478	1	mg/kg dry	EPA 6010D	3/17/26 14:41	3/18/26 10:57	AGNR
Magnesium	6620		4.78	4.78	1	mg/kg dry	EPA 6010D	3/17/26 14:41	3/18/26 10:57	AGNR
Manganese	764		0.478	0.478	1	mg/kg dry	EPA 6010D	3/17/26 14:41	3/18/26 10:57	AGNR
Nickel	27.2		0.952	0.952	1	mg/kg dry	EPA 6010D	3/17/26 14:41	3/18/26 10:57	AGNR
Potassium	2290		4.78	4.78	1	mg/kg dry	EPA 6010D	3/17/26 14:41	3/18/26 10:57	AGNR
Selenium	ND		2.39	2.39	1	mg/kg dry	EPA 6010D	3/17/26 14:41	3/18/26 10:57	AGNR
Silver	ND		0.482	0.482	1	mg/kg dry	EPA 6010D	3/17/26 14:41	3/18/26 10:57	AGNR
Sodium	ND		47.8	47.8	1	mg/kg dry	EPA 6010D	3/17/26 14:41	3/18/26 10:57	AGNR
Thallium	ND		1.15	1.92	1	mg/kg dry	EPA 6010D	3/17/26 14:41	3/18/26 10:57	AGNR
Vanadium	29.4		0.952	0.952	1	mg/kg dry	EPA 6010D	3/17/26 14:41	3/18/26 10:57	AGNR
Zinc	69.7		2.38	2.38	1	mg/kg dry	EPA 6010D	3/17/26 14:41	3/18/26 10:57	AGNR

Lab ID:	26C0754-12	Laboratory:	ALS Environmental - Stratford
Analysis:	Mercury Total	Matrix:	Soil
Prep Method:	Sample Prepared by Method: EPA 7473 soil		

Parameter	Result	Flag	MDL	RL	Dilution	Units	Reference Method	Extracted	Analyzed	Analyst
Mercury	0.0591		0.00968	0.0344	1	mg/kg dry	EPA 7473	3/16/26 9:17	3/16/26 15:15	LCB



Client:	LaBella Associates (Ballston Spa)	Sample ID:	26C0754-12
Client Project:	2261164 WARWICK BESS- INVESTIGATION	Date Received:	03/12/2026
Client Sample ID:	WB-SS-06 (0-6")	Collection Date/Time:	3/10/26 15:20

Lab ID:	26C0754-12	Laboratory:	ALS Environmental - Stratford
Analysis:	Anions by Ion Chromatography	Matrix:	Soil
Prep Method:	Sample Prepared by Method: EPA 300		

Parameter	Result	Flag	MDL	RL	Dilution	Units	Reference Method	Extracted	Analyzed	Analyst
* Fluoride	ND		2.00	2.00	1	mg/kg	EPA 300.0 Rev 2.1	3/17/26 4:37	3/17/26 04:37	DNP

Lab ID:	26C0754-12	Laboratory:	ALS Environmental - Stratford
Analysis:	Wet Chemistry Parameters	Matrix:	Soil
Prep Method:	Sample Prepared by Method: Analysis Preparation		

Parameter	Result	Flag	MDL	RL	Dilution	Units	Reference Method	Extracted	Analyzed	Analyst
pH	6.11	HT-pH		0.500	1	pH units	EPA 9045D	3/18/26 6:34	3/18/26 13:51	SMM
* Phosphorous, Total as P	339		28.7	28.7	10	mg/kg dry	SM 4500-P B5/E	3/17/26 9:13	3/17/26 16:51	JMT

Lab ID:	26C0754-12	Laboratory:	ALS Environmental - Stratford
Analysis:	Miscellaneous Physical Parameters	Matrix:	Soil
Prep Method:	Sample Prepared by Method: % Solids Prep		

Parameter	Result	Flag	MDL	RL	Dilution	Units	Reference Method	Extracted	Analyzed	Analyst
* % Solids	87.2		0.100	0.100	1	%	SM 2540G	3/13/26 8:45	3/13/26 10:50	CD

Client:	LaBella Associates (Ballston Spa)	Sample ID:	26C0754-13
Client Project:	2261164 WARWICK BESS- INVESTIGATION	Date Received:	03/12/2026
Client Sample ID:	WB-SB01-GW	Collection Date/Time:	3/11/26 11:00

Lab ID:	26C0754-13	Laboratory:	ALS Environmental - Stratford
Analysis:	Semivolatile Organic Compounds by GC/MS	Matrix:	Ground Water
Prep Method:	Sample Prepared by Method: EPA 3510C	Sample Notes:	EXT-EM

Parameter	Result	Flag	MDL	RL	Dilution	Units	Reference Method	Extracted	Analyzed	Analyst
1,1-Biphenyl	ND		2.50	5.00	1	ug/L	EPA 8270E	3/13/26 9:57	3/13/26 22:51	ak
1,2,4,5-Tetrachlorobenzene	ND		2.50	5.00	1	ug/L	EPA 8270E	3/13/26 9:57	3/13/26 22:51	ak
1,2,4-Trichlorobenzene	ND		2.50	5.00	1	ug/L	EPA 8270E	3/13/26 9:57	3/13/26 22:51	ak
1,2-Dichlorobenzene	ND		2.50	5.00	1	ug/L	EPA 8270E	3/13/26 9:57	3/13/26 22:51	ak
1,2-Diphenylhydrazine (as Azobenzene)	ND		2.50	5.00	1	ug/L	EPA 8270E	3/13/26 9:57	3/13/26 22:51	ak
1,3-Dichlorobenzene	ND		2.50	5.00	1	ug/L	EPA 8270E	3/13/26 9:57	3/13/26 22:51	ak
1,4-Dichlorobenzene	ND		2.50	5.00	1	ug/L	EPA 8270E	3/13/26 9:57	3/13/26 22:51	ak
2,3,4,6-Tetrachlorophenol	ND		2.50	5.00	1	ug/L	EPA 8270E	3/13/26 9:57	3/13/26 22:51	ak
2,4,5-Trichlorophenol	ND		2.50	5.00	1	ug/L	EPA 8270E	3/13/26 9:57	3/13/26 22:51	ak



Client:	LaBella Associates (Ballston Spa)	Sample ID:	26C0754-13
Client Project:	2261164 WARWICK BESS- INVESTIGATION	Date Received:	03/12/2026
Client Sample ID:	WB-SB01-GW	Collection Date/Time:	3/11/26 11:00

Lab ID:	26C0754-13	Laboratory:	ALS Environmental - Stratford
Analysis:	Semivolatile Organic Compounds by GC/MS	Matrix:	Ground Water
Prep Method:	Sample Prepared by Method: EPA 3510C	Sample Notes:	EXT-EM

Parameter	Result	Flag	MDL	RL	Dilution	Units	Reference Method	Extracted	Analyzed	Analyst
2,4,6-Trichlorophenol	ND		2.50	5.00	1	ug/L	EPA 8270E	3/13/26 9:57	3/13/26 22:51	ak
2,4-Dichlorophenol	ND		2.50	5.00	1	ug/L	EPA 8270E	3/13/26 9:57	3/13/26 22:51	ak
2,4-Dimethylphenol	ND		2.50	5.00	1	ug/L	EPA 8270E	3/13/26 9:57	3/13/26 22:51	ak
* 2,4-Dinitrophenol	ND	CAL-E	2.50	5.00	1	ug/L	EPA 8270E	3/13/26 9:57	3/13/26 22:51	ak
2,4-Dinitrotoluene	ND		2.50	5.00	1	ug/L	EPA 8270E	3/13/26 9:57	3/13/26 22:51	ak
2,6-Dinitrotoluene	ND	QL-02	2.50	5.00	1	ug/L	EPA 8270E	3/13/26 9:57	3/13/26 22:51	ak
2-Chloronaphthalene	ND		2.50	5.00	1	ug/L	EPA 8270E	3/13/26 9:57	3/13/26 22:51	ak
2-Chlorophenol	ND		2.50	5.00	1	ug/L	EPA 8270E	3/13/26 9:57	3/13/26 22:51	ak
2-Methylnaphthalene	ND		2.50	5.00	1	ug/L	EPA 8270E	3/13/26 9:57	3/13/26 22:51	ak
2-Methylphenol	ND		2.50	5.00	1	ug/L	EPA 8270E	3/13/26 9:57	3/13/26 22:51	ak
2-Nitroaniline	ND		2.50	5.00	1	ug/L	EPA 8270E	3/13/26 9:57	3/13/26 22:51	ak
2-Nitrophenol	ND		2.50	5.00	1	ug/L	EPA 8270E	3/13/26 9:57	3/13/26 22:51	ak
* 3- & 4-Methylphenols	ND		2.50	5.00	1	ug/L	EPA 8270E	3/13/26 9:57	3/13/26 22:51	ak
3,3-Dichlorobenzidine	ND		2.50	5.00	1	ug/L	EPA 8270E	3/13/26 9:57	3/13/26 22:51	ak
3-Nitroaniline	ND		2.50	5.00	1	ug/L	EPA 8270E	3/13/26 9:57	3/13/26 22:51	ak
4,6-Dinitro-2-methylphenol	ND	CAL-E	2.50	5.00	1	ug/L	EPA 8270E	3/13/26 9:57	3/13/26 22:51	ak
4-Bromophenyl phenyl ether	ND		2.50	5.00	1	ug/L	EPA 8270E	3/13/26 9:57	3/13/26 22:51	ak
4-Chloro-3-methylphenol	ND		2.50	5.00	1	ug/L	EPA 8270E	3/13/26 9:57	3/13/26 22:51	ak
4-Chloroaniline	ND		2.50	5.00	1	ug/L	EPA 8270E	3/13/26 9:57	3/13/26 22:51	ak
4-Chlorophenyl phenyl ether	ND		2.50	5.00	1	ug/L	EPA 8270E	3/13/26 9:57	3/13/26 22:51	ak
4-Nitroaniline	ND		2.50	5.00	1	ug/L	EPA 8270E	3/13/26 9:57	3/13/26 22:51	ak
4-Nitrophenol	ND	QL-02	5.00	5.00	1	ug/L	EPA 8270E	3/13/26 9:57	3/13/26 22:51	ak
Acetophenone	ND		2.50	5.00	1	ug/L	EPA 8270E	3/13/26 9:57	3/13/26 22:51	ak
Aniline	ND		2.50	5.00	1	ug/L	EPA 8270E	3/13/26 9:57	3/13/26 22:51	ak
Benzaldehyde	ND		2.50	5.00	1	ug/L	EPA 8270E	3/13/26 9:57	3/13/26 22:51	ak
Benzidine	ND	CAL-E	5.00	5.00	1	ug/L	EPA 8270E	3/13/26 9:57	3/13/26 22:51	ak
Benzoic acid	ND	QL-02	2.50	5.00	1	ug/L	EPA 8270E	3/13/26 9:57	3/13/26 22:51	ak
Benzyl alcohol	ND		2.50	5.00	1	ug/L	EPA 8270E	3/13/26 9:57	3/13/26 22:51	ak
Benzyl butyl phthalate	ND		2.50	5.00	1	ug/L	EPA 8270E	3/13/26 9:57	3/13/26 22:51	ak
Bis(2-chloroethoxy)methane	ND		2.50	5.00	1	ug/L	EPA 8270E	3/13/26 9:57	3/13/26 22:51	ak
Bis(2-chloroethyl)ether	ND		1.00	5.00	1	ug/L	EPA 8270E	3/13/26 9:57	3/13/26 22:51	ak
Bis(2-chloroisopropyl)ether	ND		2.50	5.00	1	ug/L	EPA 8270E	3/13/26 9:57	3/13/26 22:51	ak
Caprolactam	ND	ICVE	2.50	5.00	1	ug/L	EPA 8270E	3/13/26 9:57	3/13/26 22:51	ak
Carbazole	ND		2.50	5.00	1	ug/L	EPA 8270E	3/13/26 9:57	3/13/26 22:51	ak
Dibenzofuran	ND		2.50	5.00	1	ug/L	EPA 8270E	3/13/26 9:57	3/13/26 22:51	ak
Diethyl phthalate	ND		2.50	5.00	1	ug/L	EPA 8270E	3/13/26 9:57	3/13/26 22:51	ak
Dimethyl phthalate	ND		2.50	5.00	1	ug/L	EPA 8270E	3/13/26 9:57	3/13/26 22:51	ak
Di-n-butyl phthalate	ND		2.50	5.00	1	ug/L	EPA 8270E	3/13/26 9:57	3/13/26 22:51	ak
Di-n-octyl phthalate	ND		2.50	5.00	1	ug/L	EPA 8270E	3/13/26 9:57	3/13/26 22:51	ak
Hexachlorocyclopentadiene	ND	CAL-E	5.00	10.0	1	ug/L	EPA 8270E	3/13/26 9:57	3/13/26 22:51	ak
Isophorone	ND		2.50	5.00	1	ug/L	EPA 8270E	3/13/26 9:57	3/13/26 22:51	ak
N-nitroso-di-n-propylamine	ND		2.50	5.00	1	ug/L	EPA 8270E	3/13/26 9:57	3/13/26 22:51	ak
N-Nitrosodiphenylamine	ND		2.50	5.00	1	ug/L	EPA 8270E	3/13/26 9:57	3/13/26 22:51	ak
Phenol	ND		0.750	5.00	1	ug/L	EPA 8270E	3/13/26 9:57	3/13/26 22:51	ak
Pyridine	ND		2.50	5.00	1	ug/L	EPA 8270E	3/13/26 9:57	3/13/26 22:51	ak



Client:	LaBella Associates (Ballston Spa)	Sample ID:	26C0754-13
Client Project:	2261164 WARWICK BESS- INVESTIGATION	Date Received:	03/12/2026
Client Sample ID:	WB-SB01-GW	Collection Date/Time:	3/11/26 11:00

Lab ID:	26C0754-13	Laboratory:	ALS Environmental - Stratford
Analysis:	Semivolatile Organic Compounds by GC/MS	Matrix:	Ground Water
Prep Method:	Sample Prepared by Method: EPA 3510C	Sample Notes:	EXT-EM

Surrogate Recoveries	Result	Flag	Acceptance Range	Reference	Analyzed
Surrogate: SURR: 2-Fluorophenol	13.9 %	S-08	19.7-63.1	EPA 8270E	3/13/26 22:51
Surrogate: SURR: Phenol-d6	6.94 %	S-08	10.1-41.7	EPA 8270E	3/13/26 22:51
Surrogate: SURR: Nitrobenzene-d5	27.8 %	S-08	50.2-113	EPA 8270E	3/13/26 22:51
Surrogate: SURR: 2-Fluorobiphenyl	29.0 %	S-08	39.9-105	EPA 8270E	3/13/26 22:51
Surrogate: SURR: 2,4,6-Tribromophenol	28.1 %	S-08	39.3-151	EPA 8270E	3/13/26 22:51
Surrogate: SURR: Terphenyl-d14	33.1 %		30.7-106	EPA 8270E	3/13/26 22:51

Lab ID:	26C0754-13	Laboratory:	ALS Environmental - Stratford
Analysis:	Semivolatile Organic Compounds by GC/MS/SIM	Matrix:	Ground Water
Prep Method:	Sample Prepared by Method: EPA 3510C	Sample Notes:	EXT-EM

Parameter	Result	Flag	MDL	RL	Dilution	Units	Reference Method	Extracted	Analyzed	Analyst
Acenaphthene	ND		0.0500	0.0500	1	ug/L	EPA 8270E SIM	3/13/26 10:06	3/13/26 22:09	SR
Acenaphthylene	ND		0.0500	0.0500	1	ug/L	EPA 8270E SIM	3/13/26 10:06	3/13/26 22:09	SR
* Anthracene	ND		0.0500	0.0500	1	ug/L	EPA 8270E SIM	3/13/26 10:06	3/13/26 22:09	SR
* Atrazine	ND	CCVE	0.500	0.500	1	ug/L	EPA 8270E SIM	3/13/26 10:06	3/13/26 22:09	SR
Benzo(a)anthracene	ND		0.0500	0.0500	1	ug/L	EPA 8270E SIM	3/13/26 10:06	3/13/26 22:09	SR
Benzo(a)pyrene	ND		0.0500	0.0500	1	ug/L	EPA 8270E SIM	3/13/26 10:06	3/13/26 22:09	SR
Benzo(b)fluoranthene	ND		0.0500	0.0500	1	ug/L	EPA 8270E SIM	3/13/26 10:06	3/13/26 22:09	SR
Benzo(g,h,i)perylene	ND		0.0500	0.0500	1	ug/L	EPA 8270E SIM	3/13/26 10:06	3/13/26 22:09	SR
Benzo(k)fluoranthene	ND		0.0500	0.0500	1	ug/L	EPA 8270E SIM	3/13/26 10:06	3/13/26 22:09	SR
* Bis(2-ethylhexyl)phthalate	ND		0.500	0.500	1	ug/L	EPA 8270E SIM	3/13/26 10:06	3/13/26 22:09	SR
Chrysene	ND		0.0500	0.0500	1	ug/L	EPA 8270E SIM	3/13/26 10:06	3/13/26 22:09	SR
Dibenzo(a,h)anthracene	ND		0.0500	0.0500	1	ug/L	EPA 8270E SIM	3/13/26 10:06	3/13/26 22:09	SR
Fluoranthene	ND		0.0500	0.0500	1	ug/L	EPA 8270E SIM	3/13/26 10:06	3/13/26 22:09	SR
Fluorene	ND		0.0500	0.0500	1	ug/L	EPA 8270E SIM	3/13/26 10:06	3/13/26 22:09	SR
* Hexachlorobenzene	ND	CCVE	0.0200	0.0200	1	ug/L	EPA 8270E SIM	3/13/26 10:06	3/13/26 22:09	SR
* Hexachlorobutadiene	ND	QL-02	0.500	0.500	1	ug/L	EPA 8270E SIM	3/13/26 10:06	3/13/26 22:09	SR
* Hexachloroethane	ND		0.500	0.500	1	ug/L	EPA 8270E SIM	3/13/26 10:06	3/13/26 22:09	SR
Indeno(1,2,3-cd)pyrene	ND		0.0500	0.0500	1	ug/L	EPA 8270E SIM	3/13/26 10:06	3/13/26 22:09	SR
Naphthalene	ND		0.0500	0.0500	1	ug/L	EPA 8270E SIM	3/13/26 10:06	3/13/26 22:09	SR
* Nitrobenzene	ND	CCVE, ICVE	0.250	0.250	1	ug/L	EPA 8270E SIM	3/13/26 10:06	3/13/26 22:09	SR
* N-Nitrosodimethylamine	ND	QL-02	0.500	0.500	1	ug/L	EPA 8270E SIM	3/13/26 10:06	3/13/26 22:09	SR
* Pentachlorophenol	ND	CCVE	0.250	0.250	1	ug/L	EPA 8270E SIM	3/13/26 10:06	3/13/26 22:09	SR
Phenanthrene	ND		0.0500	0.0500	1	ug/L	EPA 8270E SIM	3/13/26 10:06	3/13/26 22:09	SR
Pyrene	ND		0.0500	0.0500	1	ug/L	EPA 8270E SIM	3/13/26 10:06	3/13/26 22:09	SR



Client:	LaBella Associates (Ballston Spa)	Sample ID:	26C0754-13
Client Project:	2261164 WARWICK BESS- INVESTIGATION	Date Received:	03/12/2026
Client Sample ID:	WB-SB01-GW	Collection Date/Time:	3/11/26 11:00

Lab ID:	26C0754-13	Laboratory:	ALS Environmental - Stratford
Analysis:	Metals Total	Matrix:	Ground Water
Prep Method:	Sample Prepared by Method: EPA 3015A		

Parameter	Result	Flag	MDL	RL	Dilution	Units	Reference Method	Extracted	Analyzed	Analyst
Aluminum	7.99		0.134	0.556	1	mg/L	EPA 6010D	3/17/26 15:59	3/18/26 14:24	AGNR
Antimony	ND		1.11	1.11	1	ug/L	EPA 6020B	3/17/26 15:24	3/18/26 13:51	DBT
Arsenic	2.84		1.11	1.11	1	ug/L	EPA 6020B	3/17/26 15:24	3/18/26 13:51	DBT
Barium	0.0430		0.00333	0.0278	1	mg/L	EPA 6010D	3/17/26 15:59	3/18/26 14:24	AGNR
Beryllium	ND		0.333	0.333	1	ug/L	EPA 6020B	3/17/26 15:24	3/18/26 13:51	DBT
Cadmium	ND		0.556	0.556	1	ug/L	EPA 6020B	3/17/26 15:24	3/18/26 13:51	DBT
Calcium	32.4		0.163	0.556	1	mg/L	EPA 6010D	3/17/26 15:59	3/18/26 14:24	AGNR
Chromium	0.00944		0.000493	0.00556	1	mg/L	EPA 6010D	3/17/26 15:59	3/18/26 14:24	AGNR
Cobalt	ND		0.00234	0.00444	1	mg/L	EPA 6010D	3/17/26 15:59	3/18/26 14:24	AGNR
Copper	ND		0.00580	0.0222	1	mg/L	EPA 6010D	3/17/26 15:59	3/18/26 14:24	AGNR
Iron	8.66		0.0487	0.278	1	mg/L	EPA 6010D	3/17/26 15:59	3/18/26 14:24	AGNR
Lead	ND		0.00658	0.00667	1	mg/L	EPA 6010D	3/17/26 15:59	3/18/26 14:24	AGNR
Magnesium	9.11		0.0610	0.0667	1	mg/L	EPA 6010D	3/17/26 15:59	3/18/26 14:24	AGNR
Manganese	0.485		0.00136	0.00556	1	mg/L	EPA 6010D	3/17/26 15:59	3/18/26 14:24	AGNR
Nickel	ND		0.00396	0.0111	1	mg/L	EPA 6010D	3/17/26 15:59	3/18/26 14:24	AGNR
Potassium	4.29		0.741	1.11	1	mg/L	EPA 6010D	3/17/26 15:59	3/18/26 14:24	AGNR
* Selenium	ND		0.00753	0.0278	1	mg/L	EPA 6010D	3/17/26 15:59	3/18/26 14:24	AGNR
Silver	ND		0.00570	0.00667	1	mg/L	EPA 6010D	3/17/26 15:59	3/18/26 14:24	AGNR
Sodium	3.65	M-BS	0.970	1.11	1	mg/L	EPA 6010D	3/17/26 15:59	3/18/26 14:24	AGNR
Thallium	ND		1.11	1.11	1	ug/L	EPA 6020B	3/17/26 15:24	3/18/26 13:51	DBT
Vanadium	0.0127		0.00106	0.0111	1	mg/L	EPA 6010D	3/17/26 15:59	3/18/26 14:24	AGNR
Zinc	ND		0.0123	0.0278	1	mg/L	EPA 6010D	3/17/26 15:59	3/18/26 14:24	AGNR

Lab ID:	26C0754-13	Laboratory:	ALS Environmental - Stratford
Analysis:	Mercury Total	Matrix:	Ground Water
Prep Method:	Sample Prepared by Method: EPA SW846-7470A		

Parameter	Result	Flag	MDL	RL	Dilution	Units	Reference Method	Extracted	Analyzed	Analyst
Mercury	ND		0.0002	0.0002	1	mg/L	EPA 7470	3/18/26 7:51	3/18/26 07:51	DBT



Client:	LaBella Associates (Ballston Spa)	Sample ID:	26C0754-13
Client Project:	2261164 WARWICK BESS- INVESTIGATION	Date Received:	03/12/2026
Client Sample ID:	WB-SB01-GW	Collection Date/Time:	3/11/26 11:00

Lab ID:	26C0754-13	Laboratory:	ALS Environmental - Stratford
Analysis:	Anions by Ion Chromatography	Matrix:	Ground Water
Prep Method:	Sample Prepared by Method: EPA 300		

Parameter	Result	Flag	MDL	RL	Dilution	Units	Reference Method	Extracted	Analyzed	Analyst
Fluoride	ND		0.0280	0.100	1	mg/L	EPA 300.0 Rev 2.1	3/16/26 22:22	3/16/26 22:22	DNP

Lab ID:	26C0754-13	Laboratory:	ALS Environmental - Stratford
Analysis:	Wet Chemistry Parameters	Matrix:	Ground Water
Prep Method:	Sample Prepared by Method: Analysis Preparation		

Parameter	Result	Flag	MDL	RL	Dilution	Units	Reference Method	Extracted	Analyzed	Analyst
* pH	6.62	HT-pH		0.500	1	pH units	SM 4500 HB	3/13/26 7:51	3/13/26 12:39	JSJ
Phosphorous, Total as P	1.7		0.10	0.10	5	mg/L	SM 4500-P B5/E	3/16/26 9:48	3/16/26 16:26	JMT

Client:	LaBella Associates (Ballston Spa)	Sample ID:	26C0754-14
Client Project:	2261164 WARWICK BESS- INVESTIGATION	Date Received:	03/12/2026
Client Sample ID:	WB-SB02-GW	Collection Date/Time:	3/11/26 11:45

Lab ID:	26C0754-14	Laboratory:	ALS Environmental - Stratford
Analysis:	Semivolatile Organic Compounds by GC/MS	Matrix:	Ground Water
Prep Method:	Sample Prepared by Method: EPA 3510C	Sample Notes:	EXT-EM

Parameter	Result	Flag	MDL	RL	Dilution	Units	Reference Method	Extracted	Analyzed	Analyst
1,1-Biphenyl	ND		2.50	5.00	1	ug/L	EPA 8270E	3/13/26 9:57	3/14/26 01:39	ak
1,2,4,5-Tetrachlorobenzene	ND		2.50	5.00	1	ug/L	EPA 8270E	3/13/26 9:57	3/14/26 01:39	ak
1,2,4-Trichlorobenzene	ND		2.50	5.00	1	ug/L	EPA 8270E	3/13/26 9:57	3/14/26 01:39	ak
1,2-Dichlorobenzene	ND		2.50	5.00	1	ug/L	EPA 8270E	3/13/26 9:57	3/14/26 01:39	ak
1,2-Diphenylhydrazine (as Azobenzene)	ND		2.50	5.00	1	ug/L	EPA 8270E	3/13/26 9:57	3/14/26 01:39	ak
1,3-Dichlorobenzene	ND		2.50	5.00	1	ug/L	EPA 8270E	3/13/26 9:57	3/14/26 01:39	ak
1,4-Dichlorobenzene	ND		2.50	5.00	1	ug/L	EPA 8270E	3/13/26 9:57	3/14/26 01:39	ak
2,3,4,6-Tetrachlorophenol	ND		2.50	5.00	1	ug/L	EPA 8270E	3/13/26 9:57	3/14/26 01:39	ak
2,4,5-Trichlorophenol	ND		2.50	5.00	1	ug/L	EPA 8270E	3/13/26 9:57	3/14/26 01:39	ak
2,4,6-Trichlorophenol	ND		2.50	5.00	1	ug/L	EPA 8270E	3/13/26 9:57	3/14/26 01:39	ak
2,4-Dichlorophenol	ND		2.50	5.00	1	ug/L	EPA 8270E	3/13/26 9:57	3/14/26 01:39	ak
2,4-Dimethylphenol	ND		2.50	5.00	1	ug/L	EPA 8270E	3/13/26 9:57	3/14/26 01:39	ak
* 2,4-Dinitrophenol	ND	CAL-E	2.50	5.00	1	ug/L	EPA 8270E	3/13/26 9:57	3/14/26 01:39	ak
2,4-Dinitrotoluene	ND		2.50	5.00	1	ug/L	EPA 8270E	3/13/26 9:57	3/14/26 01:39	ak
2,6-Dinitrotoluene	ND	QL-02	2.50	5.00	1	ug/L	EPA 8270E	3/13/26 9:57	3/14/26 01:39	ak
2-Chloronaphthalene	ND		2.50	5.00	1	ug/L	EPA 8270E	3/13/26 9:57	3/14/26 01:39	ak
2-Chlorophenol	ND		2.50	5.00	1	ug/L	EPA 8270E	3/13/26 9:57	3/14/26 01:39	ak
2-Methylnaphthalene	ND		2.50	5.00	1	ug/L	EPA 8270E	3/13/26 9:57	3/14/26 01:39	ak



Client:	LaBella Associates (Ballston Spa)	Sample ID:	26C0754-14
Client Project:	2261164 WARWICK BESS- INVESTIGATION	Date Received:	03/12/2026
Client Sample ID:	WB-SB02-GW	Collection Date/Time:	3/11/26 11:45

Lab ID:	26C0754-14	Laboratory:	ALS Environmental - Stratford
Analysis:	Semivolatile Organic Compounds by GC/MS	Matrix:	Ground Water
Prep Method:	Sample Prepared by Method: EPA 3510C	Sample Notes:	EXT-EM

Parameter	Result	Flag	MDL	RL	Dilution	Units	Reference Method	Extracted	Analyzed	Analyst
2-Methylphenol	ND		2.50	5.00	1	ug/L	EPA 8270E	3/13/26 9:57	3/14/26 01:39	ak
2-Nitroaniline	ND		2.50	5.00	1	ug/L	EPA 8270E	3/13/26 9:57	3/14/26 01:39	ak
2-Nitrophenol	ND		2.50	5.00	1	ug/L	EPA 8270E	3/13/26 9:57	3/14/26 01:39	ak
* 3- & 4-Methylphenols	ND		2.50	5.00	1	ug/L	EPA 8270E	3/13/26 9:57	3/14/26 01:39	ak
3,3-Dichlorobenzidine	ND		2.50	5.00	1	ug/L	EPA 8270E	3/13/26 9:57	3/14/26 01:39	ak
3-Nitroaniline	ND		2.50	5.00	1	ug/L	EPA 8270E	3/13/26 9:57	3/14/26 01:39	ak
4,6-Dinitro-2-methylphenol	ND	CAL-E	2.50	5.00	1	ug/L	EPA 8270E	3/13/26 9:57	3/14/26 01:39	ak
4-Bromophenyl phenyl ether	ND		2.50	5.00	1	ug/L	EPA 8270E	3/13/26 9:57	3/14/26 01:39	ak
4-Chloro-3-methylphenol	ND		2.50	5.00	1	ug/L	EPA 8270E	3/13/26 9:57	3/14/26 01:39	ak
4-Chloroaniline	ND		2.50	5.00	1	ug/L	EPA 8270E	3/13/26 9:57	3/14/26 01:39	ak
4-Chlorophenyl phenyl ether	ND		2.50	5.00	1	ug/L	EPA 8270E	3/13/26 9:57	3/14/26 01:39	ak
4-Nitroaniline	ND		2.50	5.00	1	ug/L	EPA 8270E	3/13/26 9:57	3/14/26 01:39	ak
4-Nitrophenol	ND	QL-02	5.00	5.00	1	ug/L	EPA 8270E	3/13/26 9:57	3/14/26 01:39	ak
Acetophenone	ND		2.50	5.00	1	ug/L	EPA 8270E	3/13/26 9:57	3/14/26 01:39	ak
Aniline	ND		2.50	5.00	1	ug/L	EPA 8270E	3/13/26 9:57	3/14/26 01:39	ak
Benzaldehyde	ND		2.50	5.00	1	ug/L	EPA 8270E	3/13/26 9:57	3/14/26 01:39	ak
Benzidine	ND	CAL-E	5.00	5.00	1	ug/L	EPA 8270E	3/13/26 9:57	3/14/26 01:39	ak
Benzoic acid	ND	QL-02	2.50	5.00	1	ug/L	EPA 8270E	3/13/26 9:57	3/14/26 01:39	ak
Benzyl alcohol	ND		2.50	5.00	1	ug/L	EPA 8270E	3/13/26 9:57	3/14/26 01:39	ak
Benzyl butyl phthalate	ND		2.50	5.00	1	ug/L	EPA 8270E	3/13/26 9:57	3/14/26 01:39	ak
Bis(2-chloroethoxy)methane	ND		2.50	5.00	1	ug/L	EPA 8270E	3/13/26 9:57	3/14/26 01:39	ak
Bis(2-chloroethyl)ether	ND		1.00	5.00	1	ug/L	EPA 8270E	3/13/26 9:57	3/14/26 01:39	ak
Bis(2-chloroisopropyl)ether	ND		2.50	5.00	1	ug/L	EPA 8270E	3/13/26 9:57	3/14/26 01:39	ak
Caprolactam	ND	ICVE	2.50	5.00	1	ug/L	EPA 8270E	3/13/26 9:57	3/14/26 01:39	ak
Carbazole	ND		2.50	5.00	1	ug/L	EPA 8270E	3/13/26 9:57	3/14/26 01:39	ak
Dibenzofuran	ND		2.50	5.00	1	ug/L	EPA 8270E	3/13/26 9:57	3/14/26 01:39	ak
Diethyl phthalate	ND		2.50	5.00	1	ug/L	EPA 8270E	3/13/26 9:57	3/14/26 01:39	ak
Dimethyl phthalate	ND		2.50	5.00	1	ug/L	EPA 8270E	3/13/26 9:57	3/14/26 01:39	ak
Di-n-butyl phthalate	ND		2.50	5.00	1	ug/L	EPA 8270E	3/13/26 9:57	3/14/26 01:39	ak
Di-n-octyl phthalate	ND		2.50	5.00	1	ug/L	EPA 8270E	3/13/26 9:57	3/14/26 01:39	ak
Hexachlorocyclopentadiene	ND	CAL-E	5.00	10.0	1	ug/L	EPA 8270E	3/13/26 9:57	3/14/26 01:39	ak
Isophorone	ND		2.50	5.00	1	ug/L	EPA 8270E	3/13/26 9:57	3/14/26 01:39	ak
N-nitroso-di-n-propylamine	ND		2.50	5.00	1	ug/L	EPA 8270E	3/13/26 9:57	3/14/26 01:39	ak
N-Nitrosodiphenylamine	ND		2.50	5.00	1	ug/L	EPA 8270E	3/13/26 9:57	3/14/26 01:39	ak
Phenol	ND		0.750	5.00	1	ug/L	EPA 8270E	3/13/26 9:57	3/14/26 01:39	ak
Pyridine	ND		2.50	5.00	1	ug/L	EPA 8270E	3/13/26 9:57	3/14/26 01:39	ak

Surrogate Recoveries	Result	Flag	Acceptance Range	Reference	Analyzed
Surrogate: SURR: 2-Fluorophenol	24.7 %		19.7-63.1	EPA 8270E	3/14/26 01:39
Surrogate: SURR: Phenol-d6	13.1 %		10.1-41.7	EPA 8270E	3/14/26 01:39
Surrogate: SURR: Nitrobenzene-d5	51.2 %		50.2-113	EPA 8270E	3/14/26 01:39
Surrogate: SURR: 2-Fluorobiphenyl	49.8 %		39.9-105	EPA 8270E	3/14/26 01:39
Surrogate: SURR: 2,4,6-Tribromophenol	47.3 %		39.3-151	EPA 8270E	3/14/26 01:39
Surrogate: SURR: Terphenyl-d14	55.4 %		30.7-106	EPA 8270E	3/14/26 01:39



Client:	LaBella Associates (Ballston Spa)	Sample ID:	26C0754-14
Client Project:	2261164 WARWICK BESS- INVESTIGATION	Date Received:	03/12/2026
Client Sample ID:	WB-SB02-GW	Collection Date/Time:	3/11/26 11:45

Lab ID:	26C0754-14	Laboratory:	ALS Environmental - Stratford
Analysis:	Semivolatile Organic Compounds by GC/MS/SIM	Matrix:	Ground Water
Prep Method:	Sample Prepared by Method: EPA 3510C	Sample Notes:	EXT-EM

Parameter	Result	Flag	MDL	RL	Dilution	Units	Reference Method	Extracted	Analyzed	Analyst
Acenaphthene	ND		0.0500	0.0500	1	ug/L	EPA 8270E SIM	3/13/26 10:06	3/13/26 22:40	SR
Acenaphthylene	ND		0.0500	0.0500	1	ug/L	EPA 8270E SIM	3/13/26 10:06	3/13/26 22:40	SR
* Anthracene	ND		0.0500	0.0500	1	ug/L	EPA 8270E SIM	3/13/26 10:06	3/13/26 22:40	SR
* Atrazine	ND	CCVE	0.500	0.500	1	ug/L	EPA 8270E SIM	3/13/26 10:06	3/13/26 22:40	SR
Benzo(a)anthracene	ND		0.0500	0.0500	1	ug/L	EPA 8270E SIM	3/13/26 10:06	3/13/26 22:40	SR
Benzo(a)pyrene	ND		0.0500	0.0500	1	ug/L	EPA 8270E SIM	3/13/26 10:06	3/13/26 22:40	SR
Benzo(b)fluoranthene	ND		0.0500	0.0500	1	ug/L	EPA 8270E SIM	3/13/26 10:06	3/13/26 22:40	SR
Benzo(g,h,i)perylene	ND		0.0500	0.0500	1	ug/L	EPA 8270E SIM	3/13/26 10:06	3/13/26 22:40	SR
Benzo(k)fluoranthene	ND		0.0500	0.0500	1	ug/L	EPA 8270E SIM	3/13/26 10:06	3/13/26 22:40	SR
* Bis(2-ethylhexyl)phthalate	ND		0.500	0.500	1	ug/L	EPA 8270E SIM	3/13/26 10:06	3/13/26 22:40	SR
Chrysene	ND		0.0500	0.0500	1	ug/L	EPA 8270E SIM	3/13/26 10:06	3/13/26 22:40	SR
Dibenzo(a,h)anthracene	ND		0.0500	0.0500	1	ug/L	EPA 8270E SIM	3/13/26 10:06	3/13/26 22:40	SR
Fluoranthene	ND		0.0500	0.0500	1	ug/L	EPA 8270E SIM	3/13/26 10:06	3/13/26 22:40	SR
Fluorene	ND		0.0500	0.0500	1	ug/L	EPA 8270E SIM	3/13/26 10:06	3/13/26 22:40	SR
* Hexachlorobenzene	ND	CCVE	0.0200	0.0200	1	ug/L	EPA 8270E SIM	3/13/26 10:06	3/13/26 22:40	SR
* Hexachlorobutadiene	ND	QL-02	0.500	0.500	1	ug/L	EPA 8270E SIM	3/13/26 10:06	3/13/26 22:40	SR
* Hexachloroethane	ND		0.500	0.500	1	ug/L	EPA 8270E SIM	3/13/26 10:06	3/13/26 22:40	SR
Indeno(1,2,3-cd)pyrene	ND		0.0500	0.0500	1	ug/L	EPA 8270E SIM	3/13/26 10:06	3/13/26 22:40	SR
Naphthalene	ND		0.0500	0.0500	1	ug/L	EPA 8270E SIM	3/13/26 10:06	3/13/26 22:40	SR
* Nitrobenzene	ND	CCVE, ICVE	0.250	0.250	1	ug/L	EPA 8270E SIM	3/13/26 10:06	3/13/26 22:40	SR
* N-Nitrosodimethylamine	ND	QL-02	0.500	0.500	1	ug/L	EPA 8270E SIM	3/13/26 10:06	3/13/26 22:40	SR
* Pentachlorophenol	ND	CCVE	0.250	0.250	1	ug/L	EPA 8270E SIM	3/13/26 10:06	3/13/26 22:40	SR
Phenanthrene	ND		0.0500	0.0500	1	ug/L	EPA 8270E SIM	3/13/26 10:06	3/13/26 22:40	SR
Pyrene	ND		0.0500	0.0500	1	ug/L	EPA 8270E SIM	3/13/26 10:06	3/13/26 22:40	SR



Client: LaBella Associates (Ballston Spa)	Sample ID: 26C0754-14
Client Project: 2261164 WARWICK BESS- INVESTIGATION	Date Received: 03/12/2026
Client Sample ID: WB-SB02-GW	Collection Date/Time: 3/11/26 11:45

Lab ID: 26C0754-14	Laboratory: ALS Environmental - Stratford
Analysis: Metals Total	Matrix: Ground Water
Prep Method: Sample Prepared by Method: EPA 3015A	

Parameter	Result	Flag	MDL	RL	Dilution	Units	Reference Method	Extracted	Analyzed	Analyst
Aluminum	10.1		0.134	0.556	1	mg/L	EPA 6010D	3/17/26 15:59	3/18/26 14:26	AGNR
Antimony	ND		1.11	1.11	1	ug/L	EPA 6020B	3/17/26 15:24	3/18/26 13:59	DBT
Arsenic	3.18		1.11	1.11	1	ug/L	EPA 6020B	3/17/26 15:24	3/18/26 13:59	DBT
Barium	0.0557		0.00333	0.0278	1	mg/L	EPA 6010D	3/17/26 15:59	3/18/26 14:26	AGNR
Beryllium	ND		0.333	0.333	1	ug/L	EPA 6020B	3/17/26 15:24	3/18/26 13:59	DBT
Cadmium	ND		0.556	0.556	1	ug/L	EPA 6020B	3/17/26 15:24	3/18/26 13:59	DBT
Calcium	14.4		0.163	0.556	1	mg/L	EPA 6010D	3/17/26 15:59	3/18/26 14:26	AGNR
Chromium	0.0103		0.000493	0.00556	1	mg/L	EPA 6010D	3/17/26 15:59	3/18/26 14:26	AGNR
Cobalt	0.00522		0.00234	0.00444	1	mg/L	EPA 6010D	3/17/26 15:59	3/18/26 14:26	AGNR
Copper	ND		0.00580	0.0222	1	mg/L	EPA 6010D	3/17/26 15:59	3/18/26 14:26	AGNR
Iron	8.35		0.0487	0.278	1	mg/L	EPA 6010D	3/17/26 15:59	3/18/26 14:26	AGNR
Lead	ND		0.00658	0.00667	1	mg/L	EPA 6010D	3/17/26 15:59	3/18/26 14:26	AGNR
Magnesium	5.35		0.0610	0.0667	1	mg/L	EPA 6010D	3/17/26 15:59	3/18/26 14:26	AGNR
Manganese	0.517		0.00136	0.00556	1	mg/L	EPA 6010D	3/17/26 15:59	3/18/26 14:26	AGNR
Nickel	ND		0.00396	0.0111	1	mg/L	EPA 6010D	3/17/26 15:59	3/18/26 14:26	AGNR
Potassium	4.11		0.741	1.11	1	mg/L	EPA 6010D	3/17/26 15:59	3/18/26 14:26	AGNR
* Selenium	ND		0.00753	0.0278	1	mg/L	EPA 6010D	3/17/26 15:59	3/18/26 14:26	AGNR
Silver	ND		0.00570	0.00667	1	mg/L	EPA 6010D	3/17/26 15:59	3/18/26 14:26	AGNR
Sodium	3.72	M-BS	0.970	1.11	1	mg/L	EPA 6010D	3/17/26 15:59	3/18/26 14:26	AGNR
Thallium	ND		1.11	1.11	1	ug/L	EPA 6020B	3/17/26 15:24	3/18/26 13:59	DBT
Vanadium	0.0156		0.00106	0.0111	1	mg/L	EPA 6010D	3/17/26 15:59	3/18/26 14:26	AGNR
Zinc	0.0329		0.0123	0.0278	1	mg/L	EPA 6010D	3/17/26 15:59	3/18/26 14:26	AGNR

Lab ID: 26C0754-14	Laboratory: ALS Environmental - Stratford
Analysis: Mercury Total	Matrix: Ground Water
Prep Method: Sample Prepared by Method: EPA SW846-7470A	

Parameter	Result	Flag	MDL	RL	Dilution	Units	Reference Method	Extracted	Analyzed	Analyst
Mercury	ND		0.0002	0.0002	1	mg/L	EPA 7470	3/18/26 7:51	3/18/26 07:51	DBT



Client:	LaBella Associates (Ballston Spa)	Sample ID:	26C0754-14
Client Project:	2261164 WARWICK BESS- INVESTIGATION	Date Received:	03/12/2026
Client Sample ID:	WB-SB02-GW	Collection Date/Time:	3/11/26 11:45

Lab ID:	26C0754-14	Laboratory:	ALS Environmental - Stratford
Analysis:	Anions by Ion Chromatography	Matrix:	Ground Water
Prep Method:	Sample Prepared by Method: EPA 300		

Parameter	Result	Flag	MDL	RL	Dilution	Units	Reference Method	Extracted	Analyzed	Analyst
Fluoride	ND		0.0280	0.100	1	mg/L	EPA 300.0 Rev 2.1	3/16/26 22:33	3/16/26 22:33	DNP

Lab ID:	26C0754-14	Laboratory:	ALS Environmental - Stratford
Analysis:	Wet Chemistry Parameters	Matrix:	Ground Water
Prep Method:	Sample Prepared by Method: Analysis Preparation		

Parameter	Result	Flag	MDL	RL	Dilution	Units	Reference Method	Extracted	Analyzed	Analyst
* pH	5.97	HT-pH		0.500	1	pH units	SM 4500 HB	3/13/26 7:51	3/13/26 12:54	JSJ
Phosphorous, Total as P	0.68		0.10	0.10	5	mg/L	SM 4500-P B5/E	3/16/26 9:48	3/16/26 16:26	JMT

Client:	LaBella Associates (Ballston Spa)	Sample ID:	26C0754-15
Client Project:	2261164 WARWICK BESS- INVESTIGATION	Date Received:	03/12/2026
Client Sample ID:	WB-SB03-GW	Collection Date/Time:	3/11/26 12:20

Lab ID:	26C0754-15	Laboratory:	ALS Environmental - Stratford
Analysis:	Semivolatile Organic Compounds by GC/MS	Matrix:	Ground Water
Prep Method:	Sample Prepared by Method: EPA 3510C		

Parameter	Result	Flag	MDL	RL	Dilution	Units	Reference Method	Extracted	Analyzed	Analyst
1,1-Biphenyl	ND		2.50	5.00	1	ug/L	EPA 8270E	3/13/26 9:57	3/17/26 14:10	AK
1,2,4,5-Tetrachlorobenzene	ND		2.50	5.00	1	ug/L	EPA 8270E	3/13/26 9:57	3/17/26 14:10	AK
1,2,4-Trichlorobenzene	ND		2.50	5.00	1	ug/L	EPA 8270E	3/13/26 9:57	3/17/26 14:10	AK
1,2-Dichlorobenzene	ND		2.50	5.00	1	ug/L	EPA 8270E	3/13/26 9:57	3/17/26 14:10	AK
1,2-Diphenylhydrazine (as Azobenzene)	ND		2.50	5.00	1	ug/L	EPA 8270E	3/13/26 9:57	3/17/26 14:10	AK
1,3-Dichlorobenzene	ND		2.50	5.00	1	ug/L	EPA 8270E	3/13/26 9:57	3/17/26 14:10	AK
1,4-Dichlorobenzene	ND		2.50	5.00	1	ug/L	EPA 8270E	3/13/26 9:57	3/17/26 14:10	AK
2,3,4,6-Tetrachlorophenol	ND		2.50	5.00	1	ug/L	EPA 8270E	3/13/26 9:57	3/17/26 14:10	AK
2,4,5-Trichlorophenol	ND		2.50	5.00	1	ug/L	EPA 8270E	3/13/26 9:57	3/17/26 14:10	AK
2,4,6-Trichlorophenol	ND		2.50	5.00	1	ug/L	EPA 8270E	3/13/26 9:57	3/17/26 14:10	AK
2,4-Dichlorophenol	ND		2.50	5.00	1	ug/L	EPA 8270E	3/13/26 9:57	3/17/26 14:10	AK
2,4-Dimethylphenol	ND		2.50	5.00	1	ug/L	EPA 8270E	3/13/26 9:57	3/17/26 14:10	AK
* 2,4-Dinitrophenol	ND	CAL-E	2.50	5.00	1	ug/L	EPA 8270E	3/13/26 9:57	3/17/26 14:10	AK
2,4-Dinitrotoluene	ND		2.50	5.00	1	ug/L	EPA 8270E	3/13/26 9:57	3/17/26 14:10	AK
2,6-Dinitrotoluene	ND		2.50	5.00	1	ug/L	EPA 8270E	3/13/26 9:57	3/17/26 14:10	AK
2-Chloronaphthalene	ND		2.50	5.00	1	ug/L	EPA 8270E	3/13/26 9:57	3/17/26 14:10	AK
2-Chlorophenol	ND		2.50	5.00	1	ug/L	EPA 8270E	3/13/26 9:57	3/17/26 14:10	AK
2-Methylnaphthalene	ND		2.50	5.00	1	ug/L	EPA 8270E	3/13/26 9:57	3/17/26 14:10	AK



Client:	LaBella Associates (Ballston Spa)	Sample ID:	26C0754-15
Client Project:	2261164 WARWICK BESS- INVESTIGATION	Date Received:	03/12/2026
Client Sample ID:	WB-SB03-GW	Collection Date/Time:	3/11/26 12:20

Lab ID:	26C0754-15	Laboratory:	ALS Environmental - Stratford
Analysis:	Semivolatile Organic Compounds by GC/MS	Matrix:	Ground Water
Prep Method:	Sample Prepared by Method: EPA 3510C		

Parameter	Result	Flag	MDL	RL	Dilution	Units	Reference Method	Extracted	Analyzed	Analyst
2-Methylphenol	ND		2.50	5.00	1	ug/L	EPA 8270E	3/13/26 9:57	3/17/26 14:10	AK
2-Nitroaniline	ND		2.50	5.00	1	ug/L	EPA 8270E	3/13/26 9:57	3/17/26 14:10	AK
2-Nitrophenol	ND		2.50	5.00	1	ug/L	EPA 8270E	3/13/26 9:57	3/17/26 14:10	AK
* 3- & 4-Methylphenols	ND		2.50	5.00	1	ug/L	EPA 8270E	3/13/26 9:57	3/17/26 14:10	AK
3,3-Dichlorobenzidine	ND		2.50	5.00	1	ug/L	EPA 8270E	3/13/26 9:57	3/17/26 14:10	AK
3-Nitroaniline	ND		2.50	5.00	1	ug/L	EPA 8270E	3/13/26 9:57	3/17/26 14:10	AK
4,6-Dinitro-2-methylphenol	ND	CAL-E	2.50	5.00	1	ug/L	EPA 8270E	3/13/26 9:57	3/17/26 14:10	AK
4-Bromophenyl phenyl ether	ND		2.50	5.00	1	ug/L	EPA 8270E	3/13/26 9:57	3/17/26 14:10	AK
4-Chloro-3-methylphenol	ND		2.50	5.00	1	ug/L	EPA 8270E	3/13/26 9:57	3/17/26 14:10	AK
4-Chloroaniline	ND		2.50	5.00	1	ug/L	EPA 8270E	3/13/26 9:57	3/17/26 14:10	AK
4-Chlorophenyl phenyl ether	ND		2.50	5.00	1	ug/L	EPA 8270E	3/13/26 9:57	3/17/26 14:10	AK
4-Nitroaniline	ND		2.50	5.00	1	ug/L	EPA 8270E	3/13/26 9:57	3/17/26 14:10	AK
4-Nitrophenol	ND		5.00	5.00	1	ug/L	EPA 8270E	3/13/26 9:57	3/17/26 14:10	AK
Acetophenone	ND		2.50	5.00	1	ug/L	EPA 8270E	3/13/26 9:57	3/17/26 14:10	AK
Aniline	ND		2.50	5.00	1	ug/L	EPA 8270E	3/13/26 9:57	3/17/26 14:10	AK
Benzaldehyde	ND		2.50	5.00	1	ug/L	EPA 8270E	3/13/26 9:57	3/17/26 14:10	AK
Benzidine	ND	CAL-E	5.00	5.00	1	ug/L	EPA 8270E	3/13/26 9:57	3/17/26 14:10	AK
Benzoic acid	ND	CCVE	2.50	5.00	1	ug/L	EPA 8270E	3/13/26 9:57	3/17/26 14:10	AK
Benzyl alcohol	ND		2.50	5.00	1	ug/L	EPA 8270E	3/13/26 9:57	3/17/26 14:10	AK
Benzyl butyl phthalate	ND		2.50	5.00	1	ug/L	EPA 8270E	3/13/26 9:57	3/17/26 14:10	AK
Bis(2-chloroethoxy)methane	ND		2.50	5.00	1	ug/L	EPA 8270E	3/13/26 9:57	3/17/26 14:10	AK
Bis(2-chloroethyl)ether	ND		1.00	5.00	1	ug/L	EPA 8270E	3/13/26 9:57	3/17/26 14:10	AK
Bis(2-chloroisopropyl)ether	ND	CCVE	2.50	5.00	1	ug/L	EPA 8270E	3/13/26 9:57	3/17/26 14:10	AK
Caprolactam	ND		2.50	5.00	1	ug/L	EPA 8270E	3/13/26 9:57	3/17/26 14:10	AK
Carbazole	ND		2.50	5.00	1	ug/L	EPA 8270E	3/13/26 9:57	3/17/26 14:10	AK
Dibenzofuran	ND		2.50	5.00	1	ug/L	EPA 8270E	3/13/26 9:57	3/17/26 14:10	AK
Diethyl phthalate	ND		2.50	5.00	1	ug/L	EPA 8270E	3/13/26 9:57	3/17/26 14:10	AK
Dimethyl phthalate	ND		2.50	5.00	1	ug/L	EPA 8270E	3/13/26 9:57	3/17/26 14:10	AK
Di-n-butyl phthalate	ND		2.50	5.00	1	ug/L	EPA 8270E	3/13/26 9:57	3/17/26 14:10	AK
Di-n-octyl phthalate	ND		2.50	5.00	1	ug/L	EPA 8270E	3/13/26 9:57	3/17/26 14:10	AK
Hexachlorocyclopentadiene	ND	CCVE	5.00	10.0	1	ug/L	EPA 8270E	3/13/26 9:57	3/17/26 14:10	AK
Isophorone	ND		2.50	5.00	1	ug/L	EPA 8270E	3/13/26 9:57	3/17/26 14:10	AK
N-nitroso-di-n-propylamine	ND		2.50	5.00	1	ug/L	EPA 8270E	3/13/26 9:57	3/17/26 14:10	AK
N-Nitrosodiphenylamine	ND		2.50	5.00	1	ug/L	EPA 8270E	3/13/26 9:57	3/17/26 14:10	AK
Phenol	ND		0.750	5.00	1	ug/L	EPA 8270E	3/13/26 9:57	3/17/26 14:10	AK
Pyridine	ND		2.50	5.00	1	ug/L	EPA 8270E	3/13/26 9:57	3/17/26 14:10	AK

Surrogate Recoveries	Result	Flag	Acceptance Range	Reference	Analyzed
Surrogate: SURR: 2-Fluorophenol	82.2 %	S-08	19.7-63.1	EPA 8270E	3/17/26 14:10
Surrogate: SURR: Phenol-d6	83.1 %	S-08	10.1-41.7	EPA 8270E	3/17/26 14:10
Surrogate: SURR: Nitrobenzene-d5	112 %		50.2-113	EPA 8270E	3/17/26 14:10
Surrogate: SURR: 2-Fluorobiphenyl	88.1 %		39.9-105	EPA 8270E	3/17/26 14:10
Surrogate: SURR: 2,4,6-Tribromophenol	65.4 %		39.3-151	EPA 8270E	3/17/26 14:10
Surrogate: SURR: Terphenyl-d14	85.4 %		30.7-106	EPA 8270E	3/17/26 14:10



Client:	LaBella Associates (Ballston Spa)	Sample ID:	26C0754-15
Client Project:	2261164 WARWICK BESS- INVESTIGATION	Date Received:	03/12/2026
Client Sample ID:	WB-SB03-GW	Collection Date/Time:	3/11/26 12:20

Lab ID:	26C0754-15	Laboratory:	ALS Environmental - Stratford
Analysis:	Semivolatile Organic Compounds by GC/MS/SIM	Matrix:	Ground Water
Prep Method:	Sample Prepared by Method: EPA 3510C		

Parameter	Result	Flag	MDL	RL	Dilution	Units	Reference Method	Extracted	Analyzed	Analyst
Acenaphthene	ND		0.0500	0.0500	1	ug/L	EPA 8270E SIM	3/13/26 10:06	3/13/26 23:10	SR
Acenaphthylene	ND		0.0500	0.0500	1	ug/L	EPA 8270E SIM	3/13/26 10:06	3/13/26 23:10	SR
* Anthracene	ND		0.0500	0.0500	1	ug/L	EPA 8270E SIM	3/13/26 10:06	3/13/26 23:10	SR
* Atrazine	ND	CCVE	0.500	0.500	1	ug/L	EPA 8270E SIM	3/13/26 10:06	3/13/26 23:10	SR
Benzo(a)anthracene	ND		0.0500	0.0500	1	ug/L	EPA 8270E SIM	3/13/26 10:06	3/13/26 23:10	SR
Benzo(a)pyrene	ND		0.0500	0.0500	1	ug/L	EPA 8270E SIM	3/13/26 10:06	3/13/26 23:10	SR
Benzo(b)fluoranthene	ND		0.0500	0.0500	1	ug/L	EPA 8270E SIM	3/13/26 10:06	3/13/26 23:10	SR
Benzo(g,h,i)perylene	ND		0.0500	0.0500	1	ug/L	EPA 8270E SIM	3/13/26 10:06	3/13/26 23:10	SR
Benzo(k)fluoranthene	ND		0.0500	0.0500	1	ug/L	EPA 8270E SIM	3/13/26 10:06	3/13/26 23:10	SR
* Bis(2-ethylhexyl)phthalate	ND		0.500	0.500	1	ug/L	EPA 8270E SIM	3/13/26 10:06	3/13/26 23:10	SR
Chrysene	ND		0.0500	0.0500	1	ug/L	EPA 8270E SIM	3/13/26 10:06	3/13/26 23:10	SR
Dibenzo(a,h)anthracene	ND		0.0500	0.0500	1	ug/L	EPA 8270E SIM	3/13/26 10:06	3/13/26 23:10	SR
Fluoranthene	ND		0.0500	0.0500	1	ug/L	EPA 8270E SIM	3/13/26 10:06	3/13/26 23:10	SR
Fluorene	ND		0.0500	0.0500	1	ug/L	EPA 8270E SIM	3/13/26 10:06	3/13/26 23:10	SR
* Hexachlorobenzene	ND	CCVE	0.0200	0.0200	1	ug/L	EPA 8270E SIM	3/13/26 10:06	3/13/26 23:10	SR
* Hexachlorobutadiene	ND	QL-02	0.500	0.500	1	ug/L	EPA 8270E SIM	3/13/26 10:06	3/13/26 23:10	SR
* Hexachloroethane	ND		0.500	0.500	1	ug/L	EPA 8270E SIM	3/13/26 10:06	3/13/26 23:10	SR
Indeno(1,2,3-cd)pyrene	ND		0.0500	0.0500	1	ug/L	EPA 8270E SIM	3/13/26 10:06	3/13/26 23:10	SR
Naphthalene	ND		0.0500	0.0500	1	ug/L	EPA 8270E SIM	3/13/26 10:06	3/13/26 23:10	SR
* Nitrobenzene	ND	CCVE, ICVE	0.250	0.250	1	ug/L	EPA 8270E SIM	3/13/26 10:06	3/13/26 23:10	SR
* N-Nitrosodimethylamine	ND	QL-02	0.500	0.500	1	ug/L	EPA 8270E SIM	3/13/26 10:06	3/13/26 23:10	SR
* Pentachlorophenol	ND	CCVE	0.250	0.250	1	ug/L	EPA 8270E SIM	3/13/26 10:06	3/13/26 23:10	SR
Phenanthrene	ND		0.0500	0.0500	1	ug/L	EPA 8270E SIM	3/13/26 10:06	3/13/26 23:10	SR
Pyrene	ND		0.0500	0.0500	1	ug/L	EPA 8270E SIM	3/13/26 10:06	3/13/26 23:10	SR



Client:	LaBella Associates (Ballston Spa)	Sample ID:	26C0754-15
Client Project:	2261164 WARWICK BESS- INVESTIGATION	Date Received:	03/12/2026
Client Sample ID:	WB-SB03-GW	Collection Date/Time:	3/11/26 12:20

Lab ID:	26C0754-15	Laboratory:	ALS Environmental - Stratford
Analysis:	Metals Total	Matrix:	Ground Water
Prep Method:	Sample Prepared by Method: EPA 3015A		

Parameter	Result	Flag	MDL	RL	Dilution	Units	Reference Method	Extracted	Analyzed	Analyst
Aluminum	21.7		0.134	0.556	1	mg/L	EPA 6010D	3/17/26 15:59	3/18/26 14:27	AGNR
Antimony	ND		1.11	1.11	1	ug/L	EPA 6020B	3/17/26 15:24	3/18/26 14:01	DBT
Arsenic	10.7		1.11	1.11	1	ug/L	EPA 6020B	3/17/26 15:24	3/18/26 14:01	DBT
Barium	0.138		0.00333	0.0278	1	mg/L	EPA 6010D	3/17/26 15:59	3/18/26 14:27	AGNR
Beryllium	ND		0.333	0.333	1	ug/L	EPA 6020B	3/17/26 15:24	3/18/26 14:01	DBT
Cadmium	ND		0.556	0.556	1	ug/L	EPA 6020B	3/17/26 15:24	3/18/26 14:01	DBT
Calcium	59.0		0.163	0.556	1	mg/L	EPA 6010D	3/17/26 15:59	3/18/26 14:27	AGNR
Chromium	0.0261		0.000493	0.00556	1	mg/L	EPA 6010D	3/17/26 15:59	3/18/26 14:27	AGNR
Cobalt	0.0153		0.00234	0.00444	1	mg/L	EPA 6010D	3/17/26 15:59	3/18/26 14:27	AGNR
Copper	0.0496		0.00580	0.0222	1	mg/L	EPA 6010D	3/17/26 15:59	3/18/26 14:27	AGNR
Iron	29.6		0.0487	0.278	1	mg/L	EPA 6010D	3/17/26 15:59	3/18/26 14:27	AGNR
Lead	0.0148		0.00658	0.00667	1	mg/L	EPA 6010D	3/17/26 15:59	3/18/26 14:27	AGNR
Magnesium	16.5		0.0610	0.0667	1	mg/L	EPA 6010D	3/17/26 15:59	3/18/26 14:27	AGNR
Manganese	1.91		0.00136	0.00556	1	mg/L	EPA 6010D	3/17/26 15:59	3/18/26 14:27	AGNR
Nickel	0.0297		0.00396	0.0111	1	mg/L	EPA 6010D	3/17/26 15:59	3/18/26 14:27	AGNR
Potassium	8.04		0.741	1.11	1	mg/L	EPA 6010D	3/17/26 15:59	3/18/26 14:27	AGNR
* Selenium	ND		0.00753	0.0278	1	mg/L	EPA 6010D	3/17/26 15:59	3/18/26 14:27	AGNR
Silver	ND		0.00570	0.00667	1	mg/L	EPA 6010D	3/17/26 15:59	3/18/26 14:27	AGNR
Sodium	4.28	M-BS	0.970	1.11	1	mg/L	EPA 6010D	3/17/26 15:59	3/18/26 14:27	AGNR
Thallium	ND		1.11	1.11	1	ug/L	EPA 6020B	3/17/26 15:24	3/18/26 14:01	DBT
Vanadium	0.0353		0.00106	0.0111	1	mg/L	EPA 6010D	3/17/26 15:59	3/18/26 14:27	AGNR
Zinc	0.0819		0.0123	0.0278	1	mg/L	EPA 6010D	3/17/26 15:59	3/18/26 14:27	AGNR

Lab ID:	26C0754-15	Laboratory:	ALS Environmental - Stratford
Analysis:	Mercury Total	Matrix:	Ground Water
Prep Method:	Sample Prepared by Method: EPA SW846-7470A		

Parameter	Result	Flag	MDL	RL	Dilution	Units	Reference Method	Extracted	Analyzed	Analyst
Mercury	ND		0.0002	0.0002	1	mg/L	EPA 7470	3/18/26 7:51	3/18/26 07:51	DBT



Client:	LaBella Associates (Ballston Spa)	Sample ID:	26C0754-15
Client Project:	2261164 WARWICK BESS- INVESTIGATION	Date Received:	03/12/2026
Client Sample ID:	WB-SB03-GW	Collection Date/Time:	3/11/26 12:20

Lab ID:	26C0754-15	Laboratory:	ALS Environmental - Stratford
Analysis:	Anions by Ion Chromatography	Matrix:	Ground Water
Prep Method:	Sample Prepared by Method: EPA 300		

Parameter	Result	Flag	MDL	RL	Dilution	Units	Reference Method	Extracted	Analyzed	Analyst
Fluoride	ND		0.0280	0.100	1	mg/L	EPA 300.0 Rev 2.1	3/16/26 22:43	3/16/26 22:43	DNP

Lab ID:	26C0754-15	Laboratory:	ALS Environmental - Stratford
Analysis:	Wet Chemistry Parameters	Matrix:	Ground Water
Prep Method:	Sample Prepared by Method: Analysis Preparation		

Parameter	Result	Flag	MDL	RL	Dilution	Units	Reference Method	Extracted	Analyzed	Analyst
* pH	7.64	HT-pH		0.500	1	pH units	SM 4500 HB	3/13/26 7:51	3/13/26 13:02	JSJ
Phosphorous, Total as P	1.5	QM-07	0.10	0.10	5	mg/L	SM 4500-P B5/E	3/18/26 9:42	3/18/26 16:21	JMT

Client:	LaBella Associates (Ballston Spa)	Sample ID:	26C0754-16
Client Project:	2261164 WARWICK BESS- INVESTIGATION	Date Received:	03/12/2026
Client Sample ID:	WB-SB04-GW	Collection Date/Time:	3/11/26 13:05

Lab ID:	26C0754-16	Laboratory:	ALS Environmental - Stratford
Analysis:	Semivolatile Organic Compounds by GC/MS	Matrix:	Ground Water
Prep Method:	Sample Prepared by Method: EPA 3510C		

Parameter	Result	Flag	MDL	RL	Dilution	Units	Reference Method	Extracted	Analyzed	Analyst
1,1-Biphenyl	ND		2.50	5.00	1	ug/L	EPA 8270E	3/13/26 9:57	3/14/26 02:46	ak
1,2,4,5-Tetrachlorobenzene	ND		2.50	5.00	1	ug/L	EPA 8270E	3/13/26 9:57	3/14/26 02:46	ak
1,2,4-Trichlorobenzene	ND		2.50	5.00	1	ug/L	EPA 8270E	3/13/26 9:57	3/14/26 02:46	ak
1,2-Dichlorobenzene	ND		2.50	5.00	1	ug/L	EPA 8270E	3/13/26 9:57	3/14/26 02:46	ak
1,2-Diphenylhydrazine (as Azobenzene)	ND		2.50	5.00	1	ug/L	EPA 8270E	3/13/26 9:57	3/14/26 02:46	ak
1,3-Dichlorobenzene	ND		2.50	5.00	1	ug/L	EPA 8270E	3/13/26 9:57	3/14/26 02:46	ak
1,4-Dichlorobenzene	ND		2.50	5.00	1	ug/L	EPA 8270E	3/13/26 9:57	3/14/26 02:46	ak
2,3,4,6-Tetrachlorophenol	ND		2.50	5.00	1	ug/L	EPA 8270E	3/13/26 9:57	3/14/26 02:46	ak
2,4,5-Trichlorophenol	ND		2.50	5.00	1	ug/L	EPA 8270E	3/13/26 9:57	3/14/26 02:46	ak
2,4,6-Trichlorophenol	ND		2.50	5.00	1	ug/L	EPA 8270E	3/13/26 9:57	3/14/26 02:46	ak
2,4-Dichlorophenol	ND		2.50	5.00	1	ug/L	EPA 8270E	3/13/26 9:57	3/14/26 02:46	ak
2,4-Dimethylphenol	ND		2.50	5.00	1	ug/L	EPA 8270E	3/13/26 9:57	3/14/26 02:46	ak
* 2,4-Dinitrophenol	ND	CAL-E	2.50	5.00	1	ug/L	EPA 8270E	3/13/26 9:57	3/14/26 02:46	ak
2,4-Dinitrotoluene	ND		2.50	5.00	1	ug/L	EPA 8270E	3/13/26 9:57	3/14/26 02:46	ak
2,6-Dinitrotoluene	ND	QL-02	2.50	5.00	1	ug/L	EPA 8270E	3/13/26 9:57	3/14/26 02:46	ak
2-Chloronaphthalene	ND		2.50	5.00	1	ug/L	EPA 8270E	3/13/26 9:57	3/14/26 02:46	ak
2-Chlorophenol	ND		2.50	5.00	1	ug/L	EPA 8270E	3/13/26 9:57	3/14/26 02:46	ak
2-Methylnaphthalene	ND		2.50	5.00	1	ug/L	EPA 8270E	3/13/26 9:57	3/14/26 02:46	ak



Client:	LaBella Associates (Ballston Spa)	Sample ID:	26C0754-16
Client Project:	2261164 WARWICK BESS- INVESTIGATION	Date Received:	03/12/2026
Client Sample ID:	WB-SB04-GW	Collection Date/Time:	3/11/26 13:05

Lab ID:	26C0754-16	Laboratory:	ALS Environmental - Stratford
Analysis:	Semivolatile Organic Compounds by GC/MS	Matrix:	Ground Water
Prep Method:	Sample Prepared by Method: EPA 3510C		

Parameter	Result	Flag	MDL	RL	Dilution	Units	Reference Method	Extracted	Analyzed	Analyst
2-Methylphenol	ND		2.50	5.00	1	ug/L	EPA 8270E	3/13/26 9:57	3/14/26 02:46	ak
2-Nitroaniline	ND		2.50	5.00	1	ug/L	EPA 8270E	3/13/26 9:57	3/14/26 02:46	ak
2-Nitrophenol	ND		2.50	5.00	1	ug/L	EPA 8270E	3/13/26 9:57	3/14/26 02:46	ak
* 3- & 4-Methylphenols	ND		2.50	5.00	1	ug/L	EPA 8270E	3/13/26 9:57	3/14/26 02:46	ak
3,3-Dichlorobenzidine	ND		2.50	5.00	1	ug/L	EPA 8270E	3/13/26 9:57	3/14/26 02:46	ak
3-Nitroaniline	ND		2.50	5.00	1	ug/L	EPA 8270E	3/13/26 9:57	3/14/26 02:46	ak
4,6-Dinitro-2-methylphenol	ND	CAL-E	2.50	5.00	1	ug/L	EPA 8270E	3/13/26 9:57	3/14/26 02:46	ak
4-Bromophenyl phenyl ether	ND		2.50	5.00	1	ug/L	EPA 8270E	3/13/26 9:57	3/14/26 02:46	ak
4-Chloro-3-methylphenol	ND		2.50	5.00	1	ug/L	EPA 8270E	3/13/26 9:57	3/14/26 02:46	ak
4-Chloroaniline	ND		2.50	5.00	1	ug/L	EPA 8270E	3/13/26 9:57	3/14/26 02:46	ak
4-Chlorophenyl phenyl ether	ND		2.50	5.00	1	ug/L	EPA 8270E	3/13/26 9:57	3/14/26 02:46	ak
4-Nitroaniline	ND		2.50	5.00	1	ug/L	EPA 8270E	3/13/26 9:57	3/14/26 02:46	ak
4-Nitrophenol	ND	QL-02	5.00	5.00	1	ug/L	EPA 8270E	3/13/26 9:57	3/14/26 02:46	ak
Acetophenone	ND		2.50	5.00	1	ug/L	EPA 8270E	3/13/26 9:57	3/14/26 02:46	ak
Aniline	ND		2.50	5.00	1	ug/L	EPA 8270E	3/13/26 9:57	3/14/26 02:46	ak
Benzaldehyde	ND		2.50	5.00	1	ug/L	EPA 8270E	3/13/26 9:57	3/14/26 02:46	ak
Benzidine	ND	CAL-E	5.00	5.00	1	ug/L	EPA 8270E	3/13/26 9:57	3/14/26 02:46	ak
Benzoic acid	ND	QL-02	2.50	5.00	1	ug/L	EPA 8270E	3/13/26 9:57	3/14/26 02:46	ak
Benzyl alcohol	ND		2.50	5.00	1	ug/L	EPA 8270E	3/13/26 9:57	3/14/26 02:46	ak
Benzyl butyl phthalate	ND		2.50	5.00	1	ug/L	EPA 8270E	3/13/26 9:57	3/14/26 02:46	ak
Bis(2-chloroethoxy)methane	ND		2.50	5.00	1	ug/L	EPA 8270E	3/13/26 9:57	3/14/26 02:46	ak
Bis(2-chloroethyl)ether	ND		1.00	5.00	1	ug/L	EPA 8270E	3/13/26 9:57	3/14/26 02:46	ak
Bis(2-chloroisopropyl)ether	ND		2.50	5.00	1	ug/L	EPA 8270E	3/13/26 9:57	3/14/26 02:46	ak
Caprolactam	ND	ICVE	2.50	5.00	1	ug/L	EPA 8270E	3/13/26 9:57	3/14/26 02:46	ak
Carbazole	ND		2.50	5.00	1	ug/L	EPA 8270E	3/13/26 9:57	3/14/26 02:46	ak
Dibenzofuran	ND		2.50	5.00	1	ug/L	EPA 8270E	3/13/26 9:57	3/14/26 02:46	ak
Diethyl phthalate	ND		2.50	5.00	1	ug/L	EPA 8270E	3/13/26 9:57	3/14/26 02:46	ak
Dimethyl phthalate	ND		2.50	5.00	1	ug/L	EPA 8270E	3/13/26 9:57	3/14/26 02:46	ak
Di-n-butyl phthalate	ND		2.50	5.00	1	ug/L	EPA 8270E	3/13/26 9:57	3/14/26 02:46	ak
Di-n-octyl phthalate	ND		2.50	5.00	1	ug/L	EPA 8270E	3/13/26 9:57	3/14/26 02:46	ak
Hexachlorocyclopentadiene	ND	CAL-E	5.00	10.0	1	ug/L	EPA 8270E	3/13/26 9:57	3/14/26 02:46	ak
Isophorone	ND		2.50	5.00	1	ug/L	EPA 8270E	3/13/26 9:57	3/14/26 02:46	ak
N-nitroso-di-n-propylamine	ND		2.50	5.00	1	ug/L	EPA 8270E	3/13/26 9:57	3/14/26 02:46	ak
N-Nitrosodiphenylamine	ND		2.50	5.00	1	ug/L	EPA 8270E	3/13/26 9:57	3/14/26 02:46	ak
Phenol	ND		0.750	5.00	1	ug/L	EPA 8270E	3/13/26 9:57	3/14/26 02:46	ak
Pyridine	ND		2.50	5.00	1	ug/L	EPA 8270E	3/13/26 9:57	3/14/26 02:46	ak

Surrogate Recoveries	Result	Flag	Acceptance Range	Reference	Analyzed
Surrogate: SURR: 2-Fluorophenol	20.8 %		19.7-63.1	EPA 8270E	3/14/26 02:46
Surrogate: SURR: Phenol-d6	10.9 %		10.1-41.7	EPA 8270E	3/14/26 02:46
Surrogate: SURR: Nitrobenzene-d5	42.8 %	S-08	50.2-113	EPA 8270E	3/14/26 02:46
Surrogate: SURR: 2-Fluorobiphenyl	43.4 %		39.9-105	EPA 8270E	3/14/26 02:46
Surrogate: SURR: 2,4,6-Tribromophenol	43.0 %		39.3-151	EPA 8270E	3/14/26 02:46
Surrogate: SURR: Terphenyl-d14	54.9 %		30.7-106	EPA 8270E	3/14/26 02:46



Client:	LaBella Associates (Ballston Spa)	Sample ID:	26C0754-16
Client Project:	2261164 WARWICK BESS- INVESTIGATION	Date Received:	03/12/2026
Client Sample ID:	WB-SB04-GW	Collection Date/Time:	3/11/26 13:05

Lab ID:	26C0754-16	Laboratory:	ALS Environmental - Stratford
Analysis:	Semivolatile Organic Compounds by GC/MS/SIM	Matrix:	Ground Water
Prep Method:	Sample Prepared by Method: EPA 3510C		

Parameter	Result	Flag	MDL	RL	Dilution	Units	Reference Method	Extracted	Analyzed	Analyst
Acenaphthene	ND		0.0500	0.0500	1	ug/L	EPA 8270E SIM	3/13/26 10:06	3/13/26 23:41	SR
Acenaphthylene	ND		0.0500	0.0500	1	ug/L	EPA 8270E SIM	3/13/26 10:06	3/13/26 23:41	SR
* Anthracene	ND		0.0500	0.0500	1	ug/L	EPA 8270E SIM	3/13/26 10:06	3/13/26 23:41	SR
* Atrazine	ND	CCVE	0.500	0.500	1	ug/L	EPA 8270E SIM	3/13/26 10:06	3/13/26 23:41	SR
Benzo(a)anthracene	ND		0.0500	0.0500	1	ug/L	EPA 8270E SIM	3/13/26 10:06	3/13/26 23:41	SR
Benzo(a)pyrene	ND		0.0500	0.0500	1	ug/L	EPA 8270E SIM	3/13/26 10:06	3/13/26 23:41	SR
Benzo(b)fluoranthene	ND		0.0500	0.0500	1	ug/L	EPA 8270E SIM	3/13/26 10:06	3/13/26 23:41	SR
Benzo(g,h,i)perylene	ND		0.0500	0.0500	1	ug/L	EPA 8270E SIM	3/13/26 10:06	3/13/26 23:41	SR
Benzo(k)fluoranthene	ND		0.0500	0.0500	1	ug/L	EPA 8270E SIM	3/13/26 10:06	3/13/26 23:41	SR
* Bis(2-ethylhexyl)phthalate	ND		0.500	0.500	1	ug/L	EPA 8270E SIM	3/13/26 10:06	3/13/26 23:41	SR
Chrysene	ND		0.0500	0.0500	1	ug/L	EPA 8270E SIM	3/13/26 10:06	3/13/26 23:41	SR
Dibenzo(a,h)anthracene	ND		0.0500	0.0500	1	ug/L	EPA 8270E SIM	3/13/26 10:06	3/13/26 23:41	SR
Fluoranthene	ND		0.0500	0.0500	1	ug/L	EPA 8270E SIM	3/13/26 10:06	3/13/26 23:41	SR
Fluorene	ND		0.0500	0.0500	1	ug/L	EPA 8270E SIM	3/13/26 10:06	3/13/26 23:41	SR
* Hexachlorobenzene	ND	CCVE	0.0200	0.0200	1	ug/L	EPA 8270E SIM	3/13/26 10:06	3/13/26 23:41	SR
* Hexachlorobutadiene	ND	QL-02	0.500	0.500	1	ug/L	EPA 8270E SIM	3/13/26 10:06	3/13/26 23:41	SR
* Hexachloroethane	ND		0.500	0.500	1	ug/L	EPA 8270E SIM	3/13/26 10:06	3/13/26 23:41	SR
Indeno(1,2,3-cd)pyrene	ND		0.0500	0.0500	1	ug/L	EPA 8270E SIM	3/13/26 10:06	3/13/26 23:41	SR
Naphthalene	ND		0.0500	0.0500	1	ug/L	EPA 8270E SIM	3/13/26 10:06	3/13/26 23:41	SR
* Nitrobenzene	ND	CCVE, ICVE	0.250	0.250	1	ug/L	EPA 8270E SIM	3/13/26 10:06	3/13/26 23:41	SR
* N-Nitrosodimethylamine	ND	QL-02	0.500	0.500	1	ug/L	EPA 8270E SIM	3/13/26 10:06	3/13/26 23:41	SR
* Pentachlorophenol	ND	CCVE	0.250	0.250	1	ug/L	EPA 8270E SIM	3/13/26 10:06	3/13/26 23:41	SR
Phenanthrene	ND		0.0500	0.0500	1	ug/L	EPA 8270E SIM	3/13/26 10:06	3/13/26 23:41	SR
Pyrene	ND		0.0500	0.0500	1	ug/L	EPA 8270E SIM	3/13/26 10:06	3/13/26 23:41	SR



Client:	LaBella Associates (Ballston Spa)	Sample ID:	26C0754-16
Client Project:	2261164 WARWICK BESS- INVESTIGATION	Date Received:	03/12/2026
Client Sample ID:	WB-SB04-GW	Collection Date/Time:	3/11/26 13:05

Lab ID:	26C0754-16	Laboratory:	ALS Environmental - Stratford
Analysis:	Metals Total	Matrix:	Ground Water
Prep Method:	Sample Prepared by Method: EPA 3015A		

Parameter	Result	Flag	MDL	RL	Dilution	Units	Reference Method	Extracted	Analyzed	Analyst
Aluminum	18.4		0.134	0.556	1	mg/L	EPA 6010D	3/17/26 15:59	3/18/26 14:29	AGNR
Antimony	ND		1.11	1.11	1	ug/L	EPA 6020B	3/17/26 15:24	3/18/26 14:02	DBT
Arsenic	7.17		1.11	1.11	1	ug/L	EPA 6020B	3/17/26 15:24	3/18/26 14:02	DBT
Barium	0.141		0.00333	0.0278	1	mg/L	EPA 6010D	3/17/26 15:59	3/18/26 14:29	AGNR
Beryllium	ND		0.333	0.333	1	ug/L	EPA 6020B	3/17/26 15:24	3/18/26 14:02	DBT
Cadmium	ND		0.556	0.556	1	ug/L	EPA 6020B	3/17/26 15:24	3/18/26 14:02	DBT
Calcium	91.7		0.163	0.556	1	mg/L	EPA 6010D	3/17/26 15:59	3/18/26 14:29	AGNR
Chromium	0.0219		0.000493	0.00556	1	mg/L	EPA 6010D	3/17/26 15:59	3/18/26 14:29	AGNR
Cobalt	0.0128		0.00234	0.00444	1	mg/L	EPA 6010D	3/17/26 15:59	3/18/26 14:29	AGNR
Copper	0.0398		0.00580	0.0222	1	mg/L	EPA 6010D	3/17/26 15:59	3/18/26 14:29	AGNR
Iron	21.2		0.0487	0.278	1	mg/L	EPA 6010D	3/17/26 15:59	3/18/26 14:29	AGNR
Lead	0.0121		0.00658	0.00667	1	mg/L	EPA 6010D	3/17/26 15:59	3/18/26 14:29	AGNR
Magnesium	20.3		0.0610	0.0667	1	mg/L	EPA 6010D	3/17/26 15:59	3/18/26 14:29	AGNR
Manganese	2.59		0.00136	0.00556	1	mg/L	EPA 6010D	3/17/26 15:59	3/18/26 14:29	AGNR
Nickel	0.0236		0.00396	0.0111	1	mg/L	EPA 6010D	3/17/26 15:59	3/18/26 14:29	AGNR
Potassium	7.46		0.741	1.11	1	mg/L	EPA 6010D	3/17/26 15:59	3/18/26 14:29	AGNR
* Selenium	ND		0.00753	0.0278	1	mg/L	EPA 6010D	3/17/26 15:59	3/18/26 14:29	AGNR
Silver	ND		0.00570	0.00667	1	mg/L	EPA 6010D	3/17/26 15:59	3/18/26 14:29	AGNR
Sodium	4.94	M-BS	0.970	1.11	1	mg/L	EPA 6010D	3/17/26 15:59	3/18/26 14:29	AGNR
Thallium	ND		1.11	1.11	1	ug/L	EPA 6020B	3/17/26 15:24	3/18/26 14:02	DBT
Vanadium	0.0289		0.00106	0.0111	1	mg/L	EPA 6010D	3/17/26 15:59	3/18/26 14:29	AGNR
Zinc	0.0779		0.0123	0.0278	1	mg/L	EPA 6010D	3/17/26 15:59	3/18/26 14:29	AGNR

Lab ID:	26C0754-16	Laboratory:	ALS Environmental - Stratford
Analysis:	Mercury Total	Matrix:	Ground Water
Prep Method:	Sample Prepared by Method: EPA SW846-7470A		

Parameter	Result	Flag	MDL	RL	Dilution	Units	Reference Method	Extracted	Analyzed	Analyst
Mercury	ND		0.0002	0.0002	1	mg/L	EPA 7470	3/18/26 7:51	3/18/26 07:51	DBT



Client:	LaBella Associates (Ballston Spa)	Sample ID:	26C0754-16
Client Project:	2261164 WARWICK BESS- INVESTIGATION	Date Received:	03/12/2026
Client Sample ID:	WB-SB04-GW	Collection Date/Time:	3/11/26 13:05

Lab ID:	26C0754-16	Laboratory:	ALS Environmental - Stratford
Analysis:	Anions by Ion Chromatography	Matrix:	Ground Water
Prep Method:	Sample Prepared by Method: EPA 300		

Parameter	Result	Flag	MDL	RL	Dilution	Units	Reference Method	Extracted	Analyzed	Analyst
Fluoride	ND		0.0280	0.100	1	mg/L	EPA 300.0 Rev 2.1	3/16/26 22:54	3/16/26 22:54	DNP

Lab ID:	26C0754-16	Laboratory:	ALS Environmental - Stratford
Analysis:	Wet Chemistry Parameters	Matrix:	Ground Water
Prep Method:	Sample Prepared by Method: Analysis Preparation		

Parameter	Result	Flag	MDL	RL	Dilution	Units	Reference Method	Extracted	Analyzed	Analyst
* pH	7.82	HT-pH		0.500	1	pH units	SM 4500 HB	3/13/26 7:51	3/13/26 13:50	JSJ
Phosphorous, Total as P	0.89		0.10	0.10	5	mg/L	SM 4500-P B5/E	3/18/26 9:42	3/18/26 16:21	JMT

Client:	LaBella Associates (Ballston Spa)	Sample ID:	26C0754-17
Client Project:	2261164 WARWICK BESS- INVESTIGATION	Date Received:	03/12/2026
Client Sample ID:	WB-SB05-GW	Collection Date/Time:	3/11/26 14:30

Lab ID:	26C0754-17	Laboratory:	ALS Environmental - Stratford
Analysis:	Semivolatile Organic Compounds by GC/MS	Matrix:	Ground Water
Prep Method:	Sample Prepared by Method: EPA 3510C		

Parameter	Result	Flag	MDL	RL	Dilution	Units	Reference Method	Extracted	Analyzed	Analyst
1,1-Biphenyl	ND		2.50	5.00	1	ug/L	EPA 8270E	3/13/26 9:57	3/17/26 15:19	AK
1,2,4,5-Tetrachlorobenzene	ND		2.50	5.00	1	ug/L	EPA 8270E	3/13/26 9:57	3/17/26 15:19	AK
1,2,4-Trichlorobenzene	ND		2.50	5.00	1	ug/L	EPA 8270E	3/13/26 9:57	3/17/26 15:19	AK
1,2-Dichlorobenzene	ND		2.50	5.00	1	ug/L	EPA 8270E	3/13/26 9:57	3/17/26 15:19	AK
1,2-Diphenylhydrazine (as Azobenzene)	ND		2.50	5.00	1	ug/L	EPA 8270E	3/13/26 9:57	3/17/26 15:19	AK
1,3-Dichlorobenzene	ND		2.50	5.00	1	ug/L	EPA 8270E	3/13/26 9:57	3/17/26 15:19	AK
1,4-Dichlorobenzene	ND		2.50	5.00	1	ug/L	EPA 8270E	3/13/26 9:57	3/17/26 15:19	AK
2,3,4,6-Tetrachlorophenol	ND		2.50	5.00	1	ug/L	EPA 8270E	3/13/26 9:57	3/17/26 15:19	AK
2,4,5-Trichlorophenol	ND		2.50	5.00	1	ug/L	EPA 8270E	3/13/26 9:57	3/17/26 15:19	AK
2,4,6-Trichlorophenol	ND		2.50	5.00	1	ug/L	EPA 8270E	3/13/26 9:57	3/17/26 15:19	AK
2,4-Dichlorophenol	ND		2.50	5.00	1	ug/L	EPA 8270E	3/13/26 9:57	3/17/26 15:19	AK
2,4-Dimethylphenol	ND		2.50	5.00	1	ug/L	EPA 8270E	3/13/26 9:57	3/17/26 15:19	AK
* 2,4-Dinitrophenol	ND	CAL-E	2.50	5.00	1	ug/L	EPA 8270E	3/13/26 9:57	3/17/26 15:19	AK
2,4-Dinitrotoluene	ND		2.50	5.00	1	ug/L	EPA 8270E	3/13/26 9:57	3/17/26 15:19	AK
2,6-Dinitrotoluene	ND		2.50	5.00	1	ug/L	EPA 8270E	3/13/26 9:57	3/17/26 15:19	AK
2-Chloronaphthalene	ND		2.50	5.00	1	ug/L	EPA 8270E	3/13/26 9:57	3/17/26 15:19	AK
2-Chlorophenol	ND		2.50	5.00	1	ug/L	EPA 8270E	3/13/26 9:57	3/17/26 15:19	AK
2-Methylnaphthalene	ND		2.50	5.00	1	ug/L	EPA 8270E	3/13/26 9:57	3/17/26 15:19	AK



Client:	LaBella Associates (Ballston Spa)	Sample ID:	26C0754-17
Client Project:	2261164 WARWICK BESS- INVESTIGATION	Date Received:	03/12/2026
Client Sample ID:	WB-SB05-GW	Collection Date/Time:	3/11/26 14:30

Lab ID:	26C0754-17	Laboratory:	ALS Environmental - Stratford
Analysis:	Semivolatile Organic Compounds by GC/MS	Matrix:	Ground Water
Prep Method:	Sample Prepared by Method: EPA 3510C		

Parameter	Result	Flag	MDL	RL	Dilution	Units	Reference Method	Extracted	Analyzed	Analyst
2-Methylphenol	ND		2.50	5.00	1	ug/L	EPA 8270E	3/13/26 9:57	3/17/26 15:19	AK
2-Nitroaniline	ND		2.50	5.00	1	ug/L	EPA 8270E	3/13/26 9:57	3/17/26 15:19	AK
2-Nitrophenol	ND		2.50	5.00	1	ug/L	EPA 8270E	3/13/26 9:57	3/17/26 15:19	AK
* 3- & 4-Methylphenols	ND		2.50	5.00	1	ug/L	EPA 8270E	3/13/26 9:57	3/17/26 15:19	AK
3,3-Dichlorobenzidine	ND		2.50	5.00	1	ug/L	EPA 8270E	3/13/26 9:57	3/17/26 15:19	AK
3-Nitroaniline	ND		2.50	5.00	1	ug/L	EPA 8270E	3/13/26 9:57	3/17/26 15:19	AK
4,6-Dinitro-2-methylphenol	ND	CAL-E	2.50	5.00	1	ug/L	EPA 8270E	3/13/26 9:57	3/17/26 15:19	AK
4-Bromophenyl phenyl ether	ND		2.50	5.00	1	ug/L	EPA 8270E	3/13/26 9:57	3/17/26 15:19	AK
4-Chloro-3-methylphenol	ND		2.50	5.00	1	ug/L	EPA 8270E	3/13/26 9:57	3/17/26 15:19	AK
4-Chloroaniline	ND		2.50	5.00	1	ug/L	EPA 8270E	3/13/26 9:57	3/17/26 15:19	AK
4-Chlorophenyl phenyl ether	ND		2.50	5.00	1	ug/L	EPA 8270E	3/13/26 9:57	3/17/26 15:19	AK
4-Nitroaniline	ND		2.50	5.00	1	ug/L	EPA 8270E	3/13/26 9:57	3/17/26 15:19	AK
4-Nitrophenol	ND		5.00	5.00	1	ug/L	EPA 8270E	3/13/26 9:57	3/17/26 15:19	AK
Acetophenone	ND		2.50	5.00	1	ug/L	EPA 8270E	3/13/26 9:57	3/17/26 15:19	AK
Aniline	ND		2.50	5.00	1	ug/L	EPA 8270E	3/13/26 9:57	3/17/26 15:19	AK
Benzaldehyde	ND		2.50	5.00	1	ug/L	EPA 8270E	3/13/26 9:57	3/17/26 15:19	AK
Benzidine	ND	CAL-E	5.00	5.00	1	ug/L	EPA 8270E	3/13/26 9:57	3/17/26 15:19	AK
Benzoic acid	ND	CCVE	2.50	5.00	1	ug/L	EPA 8270E	3/13/26 9:57	3/17/26 15:19	AK
Benzyl alcohol	ND		2.50	5.00	1	ug/L	EPA 8270E	3/13/26 9:57	3/17/26 15:19	AK
Benzyl butyl phthalate	ND		2.50	5.00	1	ug/L	EPA 8270E	3/13/26 9:57	3/17/26 15:19	AK
Bis(2-chloroethoxy)methane	ND		2.50	5.00	1	ug/L	EPA 8270E	3/13/26 9:57	3/17/26 15:19	AK
Bis(2-chloroethyl)ether	ND		1.00	5.00	1	ug/L	EPA 8270E	3/13/26 9:57	3/17/26 15:19	AK
Bis(2-chloroisopropyl)ether	ND	CCVE	2.50	5.00	1	ug/L	EPA 8270E	3/13/26 9:57	3/17/26 15:19	AK
Caprolactam	ND		2.50	5.00	1	ug/L	EPA 8270E	3/13/26 9:57	3/17/26 15:19	AK
Carbazole	ND		2.50	5.00	1	ug/L	EPA 8270E	3/13/26 9:57	3/17/26 15:19	AK
Dibenzofuran	ND		2.50	5.00	1	ug/L	EPA 8270E	3/13/26 9:57	3/17/26 15:19	AK
Diethyl phthalate	ND		2.50	5.00	1	ug/L	EPA 8270E	3/13/26 9:57	3/17/26 15:19	AK
Dimethyl phthalate	ND		2.50	5.00	1	ug/L	EPA 8270E	3/13/26 9:57	3/17/26 15:19	AK
Di-n-butyl phthalate	ND		2.50	5.00	1	ug/L	EPA 8270E	3/13/26 9:57	3/17/26 15:19	AK
Di-n-octyl phthalate	ND		2.50	5.00	1	ug/L	EPA 8270E	3/13/26 9:57	3/17/26 15:19	AK
Hexachlorocyclopentadiene	ND	CCVE	5.00	10.0	1	ug/L	EPA 8270E	3/13/26 9:57	3/17/26 15:19	AK
Isophorone	ND		2.50	5.00	1	ug/L	EPA 8270E	3/13/26 9:57	3/17/26 15:19	AK
N-nitroso-di-n-propylamine	ND		2.50	5.00	1	ug/L	EPA 8270E	3/13/26 9:57	3/17/26 15:19	AK
N-Nitrosodiphenylamine	ND		2.50	5.00	1	ug/L	EPA 8270E	3/13/26 9:57	3/17/26 15:19	AK
Phenol	ND		0.750	5.00	1	ug/L	EPA 8270E	3/13/26 9:57	3/17/26 15:19	AK
Pyridine	ND		2.50	5.00	1	ug/L	EPA 8270E	3/13/26 9:57	3/17/26 15:19	AK

Surrogate Recoveries	Result	Flag	Acceptance Range	Reference	Analyzed
Surrogate: SURR: 2-Fluorophenol	75.0 %	S-08	19.7-63.1	EPA 8270E	3/17/26 15:19
Surrogate: SURR: Phenol-d6	76.3 %	S-08	10.1-41.7	EPA 8270E	3/17/26 15:19
Surrogate: SURR: Nitrobenzene-d5	102 %		50.2-113	EPA 8270E	3/17/26 15:19
Surrogate: SURR: 2-Fluorobiphenyl	79.1 %		39.9-105	EPA 8270E	3/17/26 15:19
Surrogate: SURR: 2,4,6-Tribromophenol	59.5 %		39.3-151	EPA 8270E	3/17/26 15:19
Surrogate: SURR: Terphenyl-d14	79.7 %		30.7-106	EPA 8270E	3/17/26 15:19



Client:	LaBella Associates (Ballston Spa)	Sample ID:	26C0754-17
Client Project:	2261164 WARWICK BESS- INVESTIGATION	Date Received:	03/12/2026
Client Sample ID:	WB-SB05-GW	Collection Date/Time:	3/11/26 14:30

Lab ID:	26C0754-17	Laboratory:	ALS Environmental - Stratford
Analysis:	Semivolatile Organic Compounds by GC/MS/SIM	Matrix:	Ground Water
Prep Method:	Sample Prepared by Method: EPA 3510C		

Parameter	Result	Flag	MDL	RL	Dilution	Units	Reference Method	Extracted	Analyzed	Analyst
Acenaphthene	ND		0.0500	0.0500	1	ug/L	EPA 8270E SIM	3/13/26 10:06	3/14/26 00:11	SR
Acenaphthylene	ND		0.0500	0.0500	1	ug/L	EPA 8270E SIM	3/13/26 10:06	3/14/26 00:11	SR
* Anthracene	ND		0.0500	0.0500	1	ug/L	EPA 8270E SIM	3/13/26 10:06	3/14/26 00:11	SR
* Atrazine	ND	CCVE	0.500	0.500	1	ug/L	EPA 8270E SIM	3/13/26 10:06	3/14/26 00:11	SR
Benzo(a)anthracene	ND		0.0500	0.0500	1	ug/L	EPA 8270E SIM	3/13/26 10:06	3/14/26 00:11	SR
Benzo(a)pyrene	ND		0.0500	0.0500	1	ug/L	EPA 8270E SIM	3/13/26 10:06	3/14/26 00:11	SR
Benzo(b)fluoranthene	ND		0.0500	0.0500	1	ug/L	EPA 8270E SIM	3/13/26 10:06	3/14/26 00:11	SR
Benzo(g,h,i)perylene	ND		0.0500	0.0500	1	ug/L	EPA 8270E SIM	3/13/26 10:06	3/14/26 00:11	SR
Benzo(k)fluoranthene	ND		0.0500	0.0500	1	ug/L	EPA 8270E SIM	3/13/26 10:06	3/14/26 00:11	SR
* Bis(2-ethylhexyl)phthalate	ND		0.500	0.500	1	ug/L	EPA 8270E SIM	3/13/26 10:06	3/14/26 00:11	SR
Chrysene	ND		0.0500	0.0500	1	ug/L	EPA 8270E SIM	3/13/26 10:06	3/14/26 00:11	SR
Dibenzo(a,h)anthracene	ND		0.0500	0.0500	1	ug/L	EPA 8270E SIM	3/13/26 10:06	3/14/26 00:11	SR
Fluoranthene	ND		0.0500	0.0500	1	ug/L	EPA 8270E SIM	3/13/26 10:06	3/14/26 00:11	SR
Fluorene	ND		0.0500	0.0500	1	ug/L	EPA 8270E SIM	3/13/26 10:06	3/14/26 00:11	SR
* Hexachlorobenzene	ND	CCVE	0.0200	0.0200	1	ug/L	EPA 8270E SIM	3/13/26 10:06	3/14/26 00:11	SR
* Hexachlorobutadiene	ND	QL-02	0.500	0.500	1	ug/L	EPA 8270E SIM	3/13/26 10:06	3/14/26 00:11	SR
* Hexachloroethane	ND		0.500	0.500	1	ug/L	EPA 8270E SIM	3/13/26 10:06	3/14/26 00:11	SR
Indeno(1,2,3-cd)pyrene	ND		0.0500	0.0500	1	ug/L	EPA 8270E SIM	3/13/26 10:06	3/14/26 00:11	SR
Naphthalene	ND		0.0500	0.0500	1	ug/L	EPA 8270E SIM	3/13/26 10:06	3/14/26 00:11	SR
* Nitrobenzene	ND	CCVE, ICVE	0.250	0.250	1	ug/L	EPA 8270E SIM	3/13/26 10:06	3/14/26 00:11	SR
* N-Nitrosodimethylamine	ND	QL-02	0.500	0.500	1	ug/L	EPA 8270E SIM	3/13/26 10:06	3/14/26 00:11	SR
* Pentachlorophenol	ND	CCVE	0.250	0.250	1	ug/L	EPA 8270E SIM	3/13/26 10:06	3/14/26 00:11	SR
Phenanthrene	ND		0.0500	0.0500	1	ug/L	EPA 8270E SIM	3/13/26 10:06	3/14/26 00:11	SR
Pyrene	ND		0.0500	0.0500	1	ug/L	EPA 8270E SIM	3/13/26 10:06	3/14/26 00:11	SR



Client:	LaBella Associates (Ballston Spa)	Sample ID:	26C0754-17
Client Project:	2261164 WARWICK BESS- INVESTIGATION	Date Received:	03/12/2026
Client Sample ID:	WB-SB05-GW	Collection Date/Time:	3/11/26 14:30

Lab ID:	26C0754-17	Laboratory:	ALS Environmental - Stratford
Analysis:	Metals Total	Matrix:	Ground Water
Prep Method:	Sample Prepared by Method: EPA 3015A		

Parameter	Result	Flag	MDL	RL	Dilution	Units	Reference Method	Extracted	Analyzed	Analyst
Aluminum	25.7		0.134	0.556	1	mg/L	EPA 6010D	3/17/26 15:59	3/18/26 14:30	AGNR
Antimony	ND		1.11	1.11	1	ug/L	EPA 6020B	3/17/26 15:24	3/18/26 14:04	DBT
Arsenic	11.8		1.11	1.11	1	ug/L	EPA 6020B	3/17/26 15:24	3/18/26 14:04	DBT
Barium	0.123		0.00333	0.0278	1	mg/L	EPA 6010D	3/17/26 15:59	3/18/26 14:30	AGNR
Beryllium	0.343		0.333	0.333	1	ug/L	EPA 6020B	3/17/26 15:24	3/18/26 14:04	DBT
Cadmium	ND		0.556	0.556	1	ug/L	EPA 6020B	3/17/26 15:24	3/18/26 14:04	DBT
Calcium	84.0		0.163	0.556	1	mg/L	EPA 6010D	3/17/26 15:59	3/18/26 14:30	AGNR
Chromium	0.0346		0.000493	0.00556	1	mg/L	EPA 6010D	3/17/26 15:59	3/18/26 14:30	AGNR
Cobalt	0.0203		0.00234	0.00444	1	mg/L	EPA 6010D	3/17/26 15:59	3/18/26 14:30	AGNR
Copper	0.0518		0.00580	0.0222	1	mg/L	EPA 6010D	3/17/26 15:59	3/18/26 14:30	AGNR
Iron	34.7		0.0487	0.278	1	mg/L	EPA 6010D	3/17/26 15:59	3/18/26 14:30	AGNR
Lead	0.0143		0.00658	0.00667	1	mg/L	EPA 6010D	3/17/26 15:59	3/18/26 14:30	AGNR
Magnesium	27.1		0.0610	0.0667	1	mg/L	EPA 6010D	3/17/26 15:59	3/18/26 14:30	AGNR
Manganese	2.54		0.00136	0.00556	1	mg/L	EPA 6010D	3/17/26 15:59	3/18/26 14:30	AGNR
Nickel	0.0356		0.00396	0.0111	1	mg/L	EPA 6010D	3/17/26 15:59	3/18/26 14:30	AGNR
Potassium	9.44		0.741	1.11	1	mg/L	EPA 6010D	3/17/26 15:59	3/18/26 14:30	AGNR
* Selenium	ND		0.00753	0.0278	1	mg/L	EPA 6010D	3/17/26 15:59	3/18/26 14:30	AGNR
Silver	ND		0.00570	0.00667	1	mg/L	EPA 6010D	3/17/26 15:59	3/18/26 14:30	AGNR
Sodium	6.89	M-BS	0.970	1.11	1	mg/L	EPA 6010D	3/17/26 15:59	3/18/26 14:30	AGNR
Thallium	ND		1.11	1.11	1	ug/L	EPA 6020B	3/17/26 15:24	3/18/26 14:04	DBT
Vanadium	0.0400		0.00106	0.0111	1	mg/L	EPA 6010D	3/17/26 15:59	3/18/26 14:30	AGNR
Zinc	0.103		0.0123	0.0278	1	mg/L	EPA 6010D	3/17/26 15:59	3/18/26 14:30	AGNR

Lab ID:	26C0754-17	Laboratory:	ALS Environmental - Stratford
Analysis:	Mercury Total	Matrix:	Ground Water
Prep Method:	Sample Prepared by Method: EPA SW846-7470A		

Parameter	Result	Flag	MDL	RL	Dilution	Units	Reference Method	Extracted	Analyzed	Analyst
Mercury	ND		0.0002	0.0002	1	mg/L	EPA 7470	3/18/26 7:51	3/18/26 07:51	DBT



Client:	LaBella Associates (Ballston Spa)	Sample ID:	26C0754-17
Client Project:	2261164 WARWICK BESS- INVESTIGATION	Date Received:	03/12/2026
Client Sample ID:	WB-SB05-GW	Collection Date/Time:	3/11/26 14:30

Lab ID:	26C0754-17	Laboratory:	ALS Environmental - Stratford
Analysis:	Anions by Ion Chromatography	Matrix:	Ground Water
Prep Method:	Sample Prepared by Method: EPA 300		

Parameter	Result	Flag	MDL	RL	Dilution	Units	Reference Method	Extracted	Analyzed	Analyst
Fluoride	ND		0.0280	0.100	1	mg/L	EPA 300.0 Rev 2.1	3/17/26 22:18	3/17/26 22:18	DNP

Lab ID:	26C0754-17	Laboratory:	ALS Environmental - Stratford
Analysis:	Wet Chemistry Parameters	Matrix:	Ground Water
Prep Method:	Sample Prepared by Method: Analysis Preparation		

Parameter	Result	Flag	MDL	RL	Dilution	Units	Reference Method	Extracted	Analyzed	Analyst
* pH	7.98	HT-pH		0.500	1	pH units	SM 4500 HB	3/13/26 7:51	3/13/26 14:00	JSJ
Phosphorous, Total as P	1.9		0.10	0.10	5	mg/L	SM 4500-P B5/E	3/18/26 9:42	3/18/26 16:21	JMT

Client:	LaBella Associates (Ballston Spa)	Sample ID:	26C0754-18
Client Project:	2261164 WARWICK BESS- INVESTIGATION	Date Received:	03/12/2026
Client Sample ID:	WB-SB03-GW	Collection Date/Time:	3/11/26 15:10

Lab ID:	26C0754-18	Laboratory:	ALS Environmental - Stratford
Analysis:	Semivolatile Organic Compounds by GC/MS	Matrix:	Ground Water
Prep Method:	Sample Prepared by Method: EPA 3510C		

Parameter	Result	Flag	MDL	RL	Dilution	Units	Reference Method	Extracted	Analyzed	Analyst
1,1-Biphenyl	ND		2.50	5.00	1	ug/L	EPA 8270E	3/13/26 9:57	3/17/26 15:53	AK
1,2,4,5-Tetrachlorobenzene	ND		2.50	5.00	1	ug/L	EPA 8270E	3/13/26 9:57	3/17/26 15:53	AK
1,2,4-Trichlorobenzene	ND		2.50	5.00	1	ug/L	EPA 8270E	3/13/26 9:57	3/17/26 15:53	AK
1,2-Dichlorobenzene	ND		2.50	5.00	1	ug/L	EPA 8270E	3/13/26 9:57	3/17/26 15:53	AK
1,2-Diphenylhydrazine (as Azobenzene)	ND		2.50	5.00	1	ug/L	EPA 8270E	3/13/26 9:57	3/17/26 15:53	AK
1,3-Dichlorobenzene	ND		2.50	5.00	1	ug/L	EPA 8270E	3/13/26 9:57	3/17/26 15:53	AK
1,4-Dichlorobenzene	ND		2.50	5.00	1	ug/L	EPA 8270E	3/13/26 9:57	3/17/26 15:53	AK
2,3,4,6-Tetrachlorophenol	ND		2.50	5.00	1	ug/L	EPA 8270E	3/13/26 9:57	3/17/26 15:53	AK
2,4,5-Trichlorophenol	ND		2.50	5.00	1	ug/L	EPA 8270E	3/13/26 9:57	3/17/26 15:53	AK
2,4,6-Trichlorophenol	ND		2.50	5.00	1	ug/L	EPA 8270E	3/13/26 9:57	3/17/26 15:53	AK
2,4-Dichlorophenol	ND		2.50	5.00	1	ug/L	EPA 8270E	3/13/26 9:57	3/17/26 15:53	AK
2,4-Dimethylphenol	ND		2.50	5.00	1	ug/L	EPA 8270E	3/13/26 9:57	3/17/26 15:53	AK
* 2,4-Dinitrophenol	ND	CAL-E	2.50	5.00	1	ug/L	EPA 8270E	3/13/26 9:57	3/17/26 15:53	AK
2,4-Dinitrotoluene	ND		2.50	5.00	1	ug/L	EPA 8270E	3/13/26 9:57	3/17/26 15:53	AK
2,6-Dinitrotoluene	ND		2.50	5.00	1	ug/L	EPA 8270E	3/13/26 9:57	3/17/26 15:53	AK
2-Chloronaphthalene	ND		2.50	5.00	1	ug/L	EPA 8270E	3/13/26 9:57	3/17/26 15:53	AK
2-Chlorophenol	ND		2.50	5.00	1	ug/L	EPA 8270E	3/13/26 9:57	3/17/26 15:53	AK
2-Methylnaphthalene	ND		2.50	5.00	1	ug/L	EPA 8270E	3/13/26 9:57	3/17/26 15:53	AK



Client:	LaBella Associates (Ballston Spa)	Sample ID:	26C0754-18
Client Project:	2261164 WARWICK BESS- INVESTIGATION	Date Received:	03/12/2026
Client Sample ID:	WB-SB03-GW	Collection Date/Time:	3/11/26 15:10

Lab ID:	26C0754-18	Laboratory:	ALS Environmental - Stratford
Analysis:	Semivolatile Organic Compounds by GC/MS	Matrix:	Ground Water
Prep Method:	Sample Prepared by Method: EPA 3510C		

Parameter	Result	Flag	MDL	RL	Dilution	Units	Reference Method	Extracted	Analyzed	Analyst
2-Methylphenol	ND		2.50	5.00	1	ug/L	EPA 8270E	3/13/26 9:57	3/17/26 15:53	AK
2-Nitroaniline	ND		2.50	5.00	1	ug/L	EPA 8270E	3/13/26 9:57	3/17/26 15:53	AK
2-Nitrophenol	ND		2.50	5.00	1	ug/L	EPA 8270E	3/13/26 9:57	3/17/26 15:53	AK
* 3- & 4-Methylphenols	ND		2.50	5.00	1	ug/L	EPA 8270E	3/13/26 9:57	3/17/26 15:53	AK
3,3-Dichlorobenzidine	ND		2.50	5.00	1	ug/L	EPA 8270E	3/13/26 9:57	3/17/26 15:53	AK
3-Nitroaniline	ND		2.50	5.00	1	ug/L	EPA 8270E	3/13/26 9:57	3/17/26 15:53	AK
4,6-Dinitro-2-methylphenol	ND	CAL-E	2.50	5.00	1	ug/L	EPA 8270E	3/13/26 9:57	3/17/26 15:53	AK
4-Bromophenyl phenyl ether	ND		2.50	5.00	1	ug/L	EPA 8270E	3/13/26 9:57	3/17/26 15:53	AK
4-Chloro-3-methylphenol	ND		2.50	5.00	1	ug/L	EPA 8270E	3/13/26 9:57	3/17/26 15:53	AK
4-Chloroaniline	ND		2.50	5.00	1	ug/L	EPA 8270E	3/13/26 9:57	3/17/26 15:53	AK
4-Chlorophenyl phenyl ether	ND		2.50	5.00	1	ug/L	EPA 8270E	3/13/26 9:57	3/17/26 15:53	AK
4-Nitroaniline	ND		2.50	5.00	1	ug/L	EPA 8270E	3/13/26 9:57	3/17/26 15:53	AK
4-Nitrophenol	ND		5.00	5.00	1	ug/L	EPA 8270E	3/13/26 9:57	3/17/26 15:53	AK
Acetophenone	ND		2.50	5.00	1	ug/L	EPA 8270E	3/13/26 9:57	3/17/26 15:53	AK
Aniline	ND		2.50	5.00	1	ug/L	EPA 8270E	3/13/26 9:57	3/17/26 15:53	AK
Benzaldehyde	ND		2.50	5.00	1	ug/L	EPA 8270E	3/13/26 9:57	3/17/26 15:53	AK
Benzidine	ND	CAL-E	5.00	5.00	1	ug/L	EPA 8270E	3/13/26 9:57	3/17/26 15:53	AK
Benzoic acid	ND	CCVE	2.50	5.00	1	ug/L	EPA 8270E	3/13/26 9:57	3/17/26 15:53	AK
Benzyl alcohol	ND		2.50	5.00	1	ug/L	EPA 8270E	3/13/26 9:57	3/17/26 15:53	AK
Benzyl butyl phthalate	ND		2.50	5.00	1	ug/L	EPA 8270E	3/13/26 9:57	3/17/26 15:53	AK
Bis(2-chloroethoxy)methane	ND		2.50	5.00	1	ug/L	EPA 8270E	3/13/26 9:57	3/17/26 15:53	AK
Bis(2-chloroethyl)ether	ND		1.00	5.00	1	ug/L	EPA 8270E	3/13/26 9:57	3/17/26 15:53	AK
Bis(2-chloroisopropyl)ether	ND	CCVE	2.50	5.00	1	ug/L	EPA 8270E	3/13/26 9:57	3/17/26 15:53	AK
Caprolactam	ND		2.50	5.00	1	ug/L	EPA 8270E	3/13/26 9:57	3/17/26 15:53	AK
Carbazole	ND		2.50	5.00	1	ug/L	EPA 8270E	3/13/26 9:57	3/17/26 15:53	AK
Dibenzofuran	ND		2.50	5.00	1	ug/L	EPA 8270E	3/13/26 9:57	3/17/26 15:53	AK
Diethyl phthalate	ND		2.50	5.00	1	ug/L	EPA 8270E	3/13/26 9:57	3/17/26 15:53	AK
Dimethyl phthalate	ND		2.50	5.00	1	ug/L	EPA 8270E	3/13/26 9:57	3/17/26 15:53	AK
Di-n-butyl phthalate	ND		2.50	5.00	1	ug/L	EPA 8270E	3/13/26 9:57	3/17/26 15:53	AK
Di-n-octyl phthalate	ND		2.50	5.00	1	ug/L	EPA 8270E	3/13/26 9:57	3/17/26 15:53	AK
Hexachlorocyclopentadiene	ND	CCVE	5.00	10.0	1	ug/L	EPA 8270E	3/13/26 9:57	3/17/26 15:53	AK
Isophorone	ND		2.50	5.00	1	ug/L	EPA 8270E	3/13/26 9:57	3/17/26 15:53	AK
N-nitroso-di-n-propylamine	ND		2.50	5.00	1	ug/L	EPA 8270E	3/13/26 9:57	3/17/26 15:53	AK
N-Nitrosodiphenylamine	ND		2.50	5.00	1	ug/L	EPA 8270E	3/13/26 9:57	3/17/26 15:53	AK
Phenol	ND		0.750	5.00	1	ug/L	EPA 8270E	3/13/26 9:57	3/17/26 15:53	AK
Pyridine	ND		2.50	5.00	1	ug/L	EPA 8270E	3/13/26 9:57	3/17/26 15:53	AK

Surrogate Recoveries	Result	Flag	Acceptance Range	Reference	Analyzed
Surrogate: SURR: 2-Fluorophenol	75.4 %	S-08	19.7-63.1	EPA 8270E	3/17/26 15:53
Surrogate: SURR: Phenol-d6	75.6 %	S-08	10.1-41.7	EPA 8270E	3/17/26 15:53
Surrogate: SURR: Nitrobenzene-d5	98.8 %		50.2-113	EPA 8270E	3/17/26 15:53
Surrogate: SURR: 2-Fluorobiphenyl	74.8 %		39.9-105	EPA 8270E	3/17/26 15:53
Surrogate: SURR: 2,4,6-Tribromophenol	57.8 %		39.3-151	EPA 8270E	3/17/26 15:53
Surrogate: SURR: Terphenyl-d14	75.8 %		30.7-106	EPA 8270E	3/17/26 15:53



Client:	LaBella Associates (Ballston Spa)	Sample ID:	26C0754-18
Client Project:	2261164 WARWICK BESS- INVESTIGATION	Date Received:	03/12/2026
Client Sample ID:	WB-SB03-GW	Collection Date/Time:	3/11/26 15:10

Lab ID:	26C0754-18	Laboratory:	ALS Environmental - Stratford
Analysis:	Semivolatile Organic Compounds by GC/MS/SIM	Matrix:	Ground Water
Prep Method:	Sample Prepared by Method: EPA 3510C	Sample Notes:	EXT-EM

Parameter	Result	Flag	MDL	RL	Dilution	Units	Reference Method	Extracted	Analyzed	Analyst
Acenaphthene	ND		0.0500	0.0500	1	ug/L	EPA 8270E SIM	3/13/26 10:06	3/14/26 00:42	SR
Acenaphthylene	ND		0.0500	0.0500	1	ug/L	EPA 8270E SIM	3/13/26 10:06	3/14/26 00:42	SR
* Anthracene	ND		0.0500	0.0500	1	ug/L	EPA 8270E SIM	3/13/26 10:06	3/14/26 00:42	SR
* Atrazine	ND	CCVE	0.500	0.500	1	ug/L	EPA 8270E SIM	3/13/26 10:06	3/14/26 00:42	SR
Benzo(a)anthracene	ND		0.0500	0.0500	1	ug/L	EPA 8270E SIM	3/13/26 10:06	3/14/26 00:42	SR
Benzo(a)pyrene	ND		0.0500	0.0500	1	ug/L	EPA 8270E SIM	3/13/26 10:06	3/14/26 00:42	SR
Benzo(b)fluoranthene	ND		0.0500	0.0500	1	ug/L	EPA 8270E SIM	3/13/26 10:06	3/14/26 00:42	SR
Benzo(g,h,i)perylene	ND		0.0500	0.0500	1	ug/L	EPA 8270E SIM	3/13/26 10:06	3/14/26 00:42	SR
Benzo(k)fluoranthene	ND		0.0500	0.0500	1	ug/L	EPA 8270E SIM	3/13/26 10:06	3/14/26 00:42	SR
* Bis(2-ethylhexyl)phthalate	ND		0.500	0.500	1	ug/L	EPA 8270E SIM	3/13/26 10:06	3/14/26 00:42	SR
Chrysene	ND		0.0500	0.0500	1	ug/L	EPA 8270E SIM	3/13/26 10:06	3/14/26 00:42	SR
Dibenzo(a,h)anthracene	ND		0.0500	0.0500	1	ug/L	EPA 8270E SIM	3/13/26 10:06	3/14/26 00:42	SR
Fluoranthene	ND		0.0500	0.0500	1	ug/L	EPA 8270E SIM	3/13/26 10:06	3/14/26 00:42	SR
Fluorene	ND		0.0500	0.0500	1	ug/L	EPA 8270E SIM	3/13/26 10:06	3/14/26 00:42	SR
* Hexachlorobenzene	ND	CCVE	0.0200	0.0200	1	ug/L	EPA 8270E SIM	3/13/26 10:06	3/14/26 00:42	SR
* Hexachlorobutadiene	ND	QL-02	0.500	0.500	1	ug/L	EPA 8270E SIM	3/13/26 10:06	3/14/26 00:42	SR
* Hexachloroethane	ND		0.500	0.500	1	ug/L	EPA 8270E SIM	3/13/26 10:06	3/14/26 00:42	SR
Indeno(1,2,3-cd)pyrene	ND		0.0500	0.0500	1	ug/L	EPA 8270E SIM	3/13/26 10:06	3/14/26 00:42	SR
Naphthalene	ND		0.0500	0.0500	1	ug/L	EPA 8270E SIM	3/13/26 10:06	3/14/26 00:42	SR
* Nitrobenzene	ND	CCVE, ICVE	0.250	0.250	1	ug/L	EPA 8270E SIM	3/13/26 10:06	3/14/26 00:42	SR
* N-Nitrosodimethylamine	ND	QL-02	0.500	0.500	1	ug/L	EPA 8270E SIM	3/13/26 10:06	3/14/26 00:42	SR
* Pentachlorophenol	ND	CCVE	0.250	0.250	1	ug/L	EPA 8270E SIM	3/13/26 10:06	3/14/26 00:42	SR
Phenanthrene	ND		0.0500	0.0500	1	ug/L	EPA 8270E SIM	3/13/26 10:06	3/14/26 00:42	SR
Pyrene	ND		0.0500	0.0500	1	ug/L	EPA 8270E SIM	3/13/26 10:06	3/14/26 00:42	SR



Client:	LaBella Associates (Ballston Spa)	Sample ID:	26C0754-18
Client Project:	2261164 WARWICK BESS- INVESTIGATION	Date Received:	03/12/2026
Client Sample ID:	WB-SB03-GW	Collection Date/Time:	3/11/26 15:10

Lab ID:	26C0754-18	Laboratory:	ALS Environmental - Stratford
Analysis:	Metals Total	Matrix:	Ground Water
Prep Method:	Sample Prepared by Method: EPA 3015A		

Parameter	Result	Flag	MDL	RL	Dilution	Units	Reference Method	Extracted	Analyzed	Analyst
Aluminum	20.1		0.134	0.556	1	mg/L	EPA 6010D	3/17/26 15:59	3/18/26 14:32	AGNR
Antimony	ND		1.11	1.11	1	ug/L	EPA 6020B	3/17/26 15:24	3/18/26 14:06	DBT
Arsenic	8.15		1.11	1.11	1	ug/L	EPA 6020B	3/17/26 15:24	3/18/26 14:06	DBT
Barium	0.113		0.00333	0.0278	1	mg/L	EPA 6010D	3/17/26 15:59	3/18/26 14:32	AGNR
Beryllium	ND		0.333	0.333	1	ug/L	EPA 6020B	3/17/26 15:24	3/18/26 14:06	DBT
Cadmium	ND		0.556	0.556	1	ug/L	EPA 6020B	3/17/26 15:24	3/18/26 14:06	DBT
Calcium	41.0		0.163	0.556	1	mg/L	EPA 6010D	3/17/26 15:59	3/18/26 14:32	AGNR
Chromium	0.0242		0.000493	0.00556	1	mg/L	EPA 6010D	3/17/26 15:59	3/18/26 14:32	AGNR
Cobalt	0.0141		0.00234	0.00444	1	mg/L	EPA 6010D	3/17/26 15:59	3/18/26 14:32	AGNR
Copper	0.0359		0.00580	0.0222	1	mg/L	EPA 6010D	3/17/26 15:59	3/18/26 14:32	AGNR
Iron	24.6		0.0487	0.278	1	mg/L	EPA 6010D	3/17/26 15:59	3/18/26 14:32	AGNR
Lead	0.0130		0.00658	0.00667	1	mg/L	EPA 6010D	3/17/26 15:59	3/18/26 14:32	AGNR
Magnesium	13.1		0.0610	0.0667	1	mg/L	EPA 6010D	3/17/26 15:59	3/18/26 14:32	AGNR
Manganese	1.42		0.00136	0.00556	1	mg/L	EPA 6010D	3/17/26 15:59	3/18/26 14:32	AGNR
Nickel	0.0250		0.00396	0.0111	1	mg/L	EPA 6010D	3/17/26 15:59	3/18/26 14:32	AGNR
Potassium	7.81		0.741	1.11	1	mg/L	EPA 6010D	3/17/26 15:59	3/18/26 14:32	AGNR
* Selenium	ND		0.00753	0.0278	1	mg/L	EPA 6010D	3/17/26 15:59	3/18/26 14:32	AGNR
Silver	ND		0.00570	0.00667	1	mg/L	EPA 6010D	3/17/26 15:59	3/18/26 14:32	AGNR
Sodium	5.58	M-BS	0.970	1.11	1	mg/L	EPA 6010D	3/17/26 15:59	3/18/26 14:32	AGNR
Thallium	ND		1.11	1.11	1	ug/L	EPA 6020B	3/17/26 15:24	3/18/26 14:06	DBT
Vanadium	0.0331		0.00106	0.0111	1	mg/L	EPA 6010D	3/17/26 15:59	3/18/26 14:32	AGNR
Zinc	0.0754		0.0123	0.0278	1	mg/L	EPA 6010D	3/17/26 15:59	3/18/26 14:32	AGNR

Lab ID:	26C0754-18	Laboratory:	ALS Environmental - Stratford
Analysis:	Mercury Total	Matrix:	Ground Water
Prep Method:	Sample Prepared by Method: EPA SW846-7470A		

Parameter	Result	Flag	MDL	RL	Dilution	Units	Reference Method	Extracted	Analyzed	Analyst
Mercury	ND		0.0002	0.0002	1	mg/L	EPA 7470	3/18/26 7:51	3/18/26 07:51	DBT



Client:	LaBella Associates (Ballston Spa)	Sample ID:	26C0754-18
Client Project:	2261164 WARWICK BESS- INVESTIGATION	Date Received:	03/12/2026
Client Sample ID:	WB-SB03-GW	Collection Date/Time:	3/11/26 15:10

Lab ID:	26C0754-18	Laboratory:	ALS Environmental - Stratford
Analysis:	Anions by Ion Chromatography	Matrix:	Ground Water
Prep Method:	Sample Prepared by Method: EPA 300		

Parameter	Result	Flag	MDL	RL	Dilution	Units	Reference Method	Extracted	Analyzed	Analyst
Fluoride	ND		0.0280	0.100	1	mg/L	EPA 300.0 Rev 2.1	3/17/26 22:28	3/17/26 22:28	DNP

Lab ID:	26C0754-18	Laboratory:	ALS Environmental - Stratford
Analysis:	Wet Chemistry Parameters	Matrix:	Ground Water
Prep Method:	Sample Prepared by Method: Analysis Preparation		

Parameter	Result	Flag	MDL	RL	Dilution	Units	Reference Method	Extracted	Analyzed	Analyst
* pH	7.77	HT-pH		0.500	1	pH units	SM 4500 HB	3/13/26 7:51	3/13/26 14:13	JSJ
Phosphorous, Total as P	1.5		0.10	0.10	5	mg/L	SM 4500-P B5/E	3/18/26 9:42	3/18/26 16:21	JMT



Certified Analyses included in this Report

Analyte	CAS #	Certifications
EPA 300.0 Rev 2.1 in Water		
Fluoride	16984-48-8	CTDPH-PH-0840,NYSDOH-NY10854
EPA 6010D in Soil		
Aluminum	7429-90-5	CTDPH-PH-0840,NYSDOH-NY10854,NJDEP-CT005,PADEP-68-04440
Antimony	7440-36-0	CTDPH-PH-0840,NYSDOH-NY10854,NJDEP-CT005,PADEP-68-04440
Arsenic	7440-38-2	CTDPH-PH-0840,NYSDOH-NY10854,NJDEP-CT005,PADEP-68-04440
Barium	7440-39-3	CTDPH-PH-0840,NYSDOH-NY10854,NJDEP-CT005,PADEP-68-04440
Beryllium	7440-41-7	NYSDOH-NY10854,NJDEP-CT005,PADEP-68-04440
Cadmium	7440-43-9	CTDPH-PH-0840,NYSDOH-NY10854,NJDEP-CT005,PADEP-68-04440
Calcium	7440-70-2	CTDPH-PH-0840,NYSDOH-NY10854,NJDEP-CT005,PADEP-68-04440
Chromium	7440-47-3	NYSDOH-NY10854,NJDEP-CT005,PADEP-68-04440
Cobalt	7440-48-4	CTDPH-PH-0840,NYSDOH-NY10854,NJDEP-CT005,PADEP-68-04440
Copper	7440-50-8	CTDPH-PH-0840,NYSDOH-NY10854,NJDEP-CT005,PADEP-68-04440
Iron	7439-89-6	CTDPH-PH-0840,NYSDOH-NY10854,NJDEP-CT005,PADEP-68-04440
Lead	7439-92-1	CTDPH-PH-0840,NYSDOH-NY10854,NJDEP-CT005,PADEP-68-04440
Magnesium	7439-95-4	CTDPH-PH-0840,NYSDOH-NY10854,NJDEP-CT005,PADEP-68-04440
Manganese	7439-96-5	CTDPH-PH-0840,NYSDOH-NY10854,NJDEP-CT005,PADEP-68-04440
Nickel	7440-02-0	CTDPH-PH-0840,NYSDOH-NY10854,NJDEP-CT005,PADEP-68-04440
Potassium	7440-09-7	CTDPH-PH-0840,NYSDOH-NY10854,NJDEP-CT005,PADEP-68-04440
Selenium	7782-49-2	CTDPH-PH-0840,NYSDOH-NY10854,NJDEP-CT005,PADEP-68-04440
Silver	7440-22-4	NYSDOH-NY10854,NJDEP-CT005,PADEP-68-04440
Sodium	7440-23-5	CTDPH-PH-0840,NYSDOH-NY10854,NJDEP-CT005,PADEP-68-04440
Thallium	7440-28-0	CTDPH-PH-0840,NYSDOH-NY10854,NJDEP-CT005,PADEP-68-04440
Vanadium	7440-62-2	CTDPH-PH-0840,NYSDOH-NY10854,NJDEP-CT005,PADEP-68-04440
Zinc	7440-66-6	CTDPH-PH-0840,NYSDOH-NY10854,NJDEP-CT005,PADEP-68-04440
EPA 6010D in Water		
Aluminum	7429-90-5	CTDPH-PH-0840,NYSDOH-NY10854,NJDEP-CT005,PADEP-68-04440
Barium	7440-39-3	CTDPH-PH-0840,NYSDOH-NY10854,NJDEP-CT005,PADEP-68-04440
Calcium	7440-70-2	CTDPH-PH-0840,NYSDOH-NY10854,NJDEP-CT005,PADEP-68-04440
Chromium	7440-47-3	CTDPH-PH-0840,NYSDOH-NY10854,NJDEP-CT005,PADEP-68-04440
Cobalt	7440-48-4	CTDPH-PH-0840,NYSDOH-NY10854,NJDEP-CT005,PADEP-68-04440
Copper	7440-50-8	CTDPH-PH-0840,NYSDOH-NY10854,NJDEP-CT005,PADEP-68-04440
Iron	7439-89-6	CTDPH-PH-0840,NYSDOH-NY10854,NJDEP-CT005,PADEP-68-04440
Lead	7439-92-1	CTDPH-PH-0840,NYSDOH-NY10854,NJDEP-CT005,PADEP-68-04440
Magnesium	7439-95-4	CTDPH-PH-0840,NYSDOH-NY10854,NJDEP-CT005,PADEP-68-04440
Manganese	7439-96-5	CTDPH-PH-0840,NYSDOH-NY10854,NJDEP-CT005,PADEP-68-04440
Nickel	7440-02-0	CTDPH-PH-0840,NYSDOH-NY10854,NJDEP-CT005,PADEP-68-04440
Potassium	7440-09-7	CTDPH-PH-0840,NYSDOH-NY10854,NJDEP-CT005,PADEP-68-04440
Selenium	7782-49-2	CTDPH-PH-0840,PADEP-68-04440
Silver	7440-22-4	CTDPH-PH-0840,NYSDOH-NY10854,NJDEP-CT005,PADEP-68-04440
Sodium	7440-23-5	CTDPH-PH-0840,NYSDOH-NY10854,NJDEP-CT005,PADEP-68-04440
Vanadium	7440-62-2	CTDPH-PH-0840,NYSDOH-NY10854,NJDEP-CT005,PADEP-68-04440
Zinc	7440-66-6	CTDPH-PH-0840,NYSDOH-NY10854,NJDEP-CT005,PADEP-68-04440
EPA 6020B in Water		
Antimony	7440-36-0	CTDPH-PH-0840,NYSDOH-NY10854,NJDEP-CT005,PADEP-68-04440
Arsenic	7440-38-2	CTDPH-PH-0840,NYSDOH-NY10854,NJDEP-CT005,PADEP-68-04440
Beryllium	7440-41-7	CTDPH-PH-0840,NYSDOH-NY10854,NJDEP-CT005,PADEP-68-04440
Cadmium	7440-43-9	CTDPH-PH-0840,NYSDOH-NY10854,NJDEP-CT005,PADEP-68-04440
Thallium	7440-28-0	CTDPH-PH-0840,NYSDOH-NY10854,NJDEP-CT005,PADEP-68-04440
EPA 7470 in Water		
Mercury	7439-97-6	CTDPH-PH-0840,NJDEP-CT005,PADEP-68-04440,NYSDOH-NY10854
EPA 7473 in Soil		



Certified Analyses included in this Report

(Continued)

Analyte	CAS #	Certifications
EPA 7473 in Soil (Continued)		
Mercury	7439-97-6	NJDEP-CT005,NYSDOH-NY10854,PADEP-68-04440,CTDPH-PH-0840
EPA 8270E in Soil		
1,1-Biphenyl	92-52-4	NJDEP-CT005,PADEP-68-04440,NYSDOH-NY10854
1,2,4,5-Tetrachlorobenzene	95-94-3	NJDEP-CT005,PADEP-68-04440,NYSDOH-NY10854
1,2,4-Trichlorobenzene	120-82-1	CTDPH-PH-0840,NJDEP-CT005,PADEP-68-04440,NYSDOH-NY10854
1,2-Dichlorobenzene	95-50-1	NJDEP-CT005,PADEP-68-04440,NYSDOH-NY10854
1,2-Diphenylhydrazine (as Azobenzene)	122-66-7	NJDEP-CT005,PADEP-68-04440,NYSDOH-NY10854
1,3-Dichlorobenzene	541-73-1	NJDEP-CT005,PADEP-68-04440,NYSDOH-NY10854
1,4-Dichlorobenzene	106-46-7	NJDEP-CT005,PADEP-68-04440,NYSDOH-NY10854
2,3,4,6-Tetrachlorophenol	58-90-2	NJDEP-CT005,PADEP-68-04440,NYSDOH-NY10854
2,4,5-Trichlorophenol	95-95-4	CTDPH-PH-0840,NJDEP-CT005,PADEP-68-04440,NYSDOH-NY10854
2,4,6-Trichlorophenol	88-06-2	CTDPH-PH-0840,NJDEP-CT005,PADEP-68-04440,NYSDOH-NY10854
2,4-Dichlorophenol	120-83-2	CTDPH-PH-0840,NJDEP-CT005,PADEP-68-04440,NYSDOH-NY10854
2,4-Dimethylphenol	105-67-9	CTDPH-PH-0840,NJDEP-CT005,PADEP-68-04440,NYSDOH-NY10854
2,4-Dinitrophenol	51-28-5	CTDPH-PH-0840,NJDEP-CT005,PADEP-68-04440,NYSDOH-NY10854
2,4-Dinitrotoluene	121-14-2	CTDPH-PH-0840,NJDEP-CT005,PADEP-68-04440,NYSDOH-NY10854
2,6-Dinitrotoluene	606-20-2	CTDPH-PH-0840,NJDEP-CT005,PADEP-68-04440,NYSDOH-NY10854
2-Chloronaphthalene	91-58-7	CTDPH-PH-0840,NJDEP-CT005,PADEP-68-04440,NYSDOH-NY10854
2-Chlorophenol	95-57-8	CTDPH-PH-0840,NJDEP-CT005,PADEP-68-04440,NYSDOH-NY10854
2-Methylnaphthalene	91-57-6	CTDPH-PH-0840,NJDEP-CT005,PADEP-68-04440,NYSDOH-NY10854
2-Methylphenol	95-48-7	CTDPH-PH-0840,NJDEP-CT005,PADEP-68-04440,NYSDOH-NY10854
2-Nitroaniline	88-74-4	CTDPH-PH-0840,NJDEP-CT005,PADEP-68-04440,NYSDOH-NY10854
2-Nitrophenol	88-75-5	CTDPH-PH-0840,NJDEP-CT005,PADEP-68-04440,NYSDOH-NY10854
3- & 4-Methylphenols	65794-96-9	CTDPH-PH-0840
3,3-Dichlorobenzidine	91-94-1	CTDPH-PH-0840,NJDEP-CT005,PADEP-68-04440,NYSDOH-NY10854
3-Nitroaniline	99-09-2	CTDPH-PH-0840,NJDEP-CT005,PADEP-68-04440,NYSDOH-NY10854
4,6-Dinitro-2-methylphenol	534-52-1	CTDPH-PH-0840,NJDEP-CT005,PADEP-68-04440,NYSDOH-NY10854
4-Bromophenyl phenyl ether	101-55-3	CTDPH-PH-0840,NJDEP-CT005,PADEP-68-04440,NYSDOH-NY10854
4-Chloro-3-methylphenol	59-50-7	CTDPH-PH-0840,NJDEP-CT005,PADEP-68-04440,NYSDOH-NY10854
4-Chloroaniline	106-47-8	CTDPH-PH-0840,NJDEP-CT005,PADEP-68-04440,NYSDOH-NY10854
4-Chlorophenyl phenyl ether	7005-72-3	CTDPH-PH-0840,NJDEP-CT005,PADEP-68-04440,NYSDOH-NY10854
4-Nitroaniline	100-01-6	CTDPH-PH-0840,NJDEP-CT005,PADEP-68-04440,NYSDOH-NY10854
4-Nitrophenol	100-02-7	CTDPH-PH-0840,NJDEP-CT005,PADEP-68-04440,NYSDOH-NY10854
Acenaphthene	83-32-9	CTDPH-PH-0840,NJDEP-CT005,PADEP-68-04440,NYSDOH-NY10854
Acenaphthylene	208-96-8	CTDPH-PH-0840,NJDEP-CT005,PADEP-68-04440,NYSDOH-NY10854
Acetophenone	98-86-2	NJDEP-CT005,PADEP-68-04440,NYSDOH-NY10854
Aniline	62-53-3	NJDEP-CT005,PADEP-68-04440,NYSDOH-NY10854
Anthracene	120-12-7	CTDPH-PH-0840,NJDEP-CT005,PADEP-68-04440,NYSDOH-NY10854
Atrazine	1912-24-9	NJDEP-CT005,PADEP-68-04440,NYSDOH-NY10854
Benzaldehyde	100-52-7	NJDEP-CT005,PADEP-68-04440,NYSDOH-NY10854
Benzidine	92-87-5	CTDPH-PH-0840,NJDEP-CT005,PADEP-68-04440,NYSDOH-NY10854
Benzo(a)anthracene	56-55-3	CTDPH-PH-0840,NJDEP-CT005,PADEP-68-04440,NYSDOH-NY10854
Benzo(a)pyrene	50-32-8	CTDPH-PH-0840,NJDEP-CT005,PADEP-68-04440,NYSDOH-NY10854
Benzo(b)fluoranthene	205-99-2	CTDPH-PH-0840,NJDEP-CT005,PADEP-68-04440,NYSDOH-NY10854
Benzo(g,h,i)perylene	191-24-2	CTDPH-PH-0840,NJDEP-CT005,PADEP-68-04440,NYSDOH-NY10854
Benzo(k)fluoranthene	207-08-9	CTDPH-PH-0840,NJDEP-CT005,PADEP-68-04440,NYSDOH-NY10854
Benzoic acid	65-85-0	NJDEP-CT005,PADEP-68-04440,NYSDOH-NY10854
Benzyl alcohol	100-51-6	NJDEP-CT005,PADEP-68-04440,NYSDOH-NY10854
Benzyl butyl phthalate	85-68-7	CTDPH-PH-0840,NJDEP-CT005,PADEP-68-04440,NYSDOH-NY10854
Bis(2-chloroethoxy)methane	111-91-1	CTDPH-PH-0840,NJDEP-CT005,PADEP-68-04440,NYSDOH-NY10854
Bis(2-chloroethyl)ether	111-44-4	CTDPH-PH-0840,NJDEP-CT005,PADEP-68-04440,NYSDOH-NY10854



Certified Analyses included in this Report

(Continued)

Analyte	CAS #	Certifications
EPA 8270E in Soil (Continued)		
Bis(2-chloroisopropyl)ether	108-60-1	CTDPH-PH-0840,NJDEP-CT005,PADEP-68-04440,NYSDOH-NY10854
Bis(2-ethylhexyl)phthalate	117-81-7	CTDPH-PH-0840,NJDEP-CT005,PADEP-68-04440,NYSDOH-NY10854
Caprolactam	105-60-2	NJDEP-CT005,PADEP-68-04440,NYSDOH-NY10854
Carbazole	86-74-8	CTDPH-PH-0840,NJDEP-CT005,PADEP-68-04440,NYSDOH-NY10854
Chrysene	218-01-9	CTDPH-PH-0840,NJDEP-CT005,PADEP-68-04440,NYSDOH-NY10854
Dibenzo(a,h)anthracene	53-70-3	CTDPH-PH-0840,NJDEP-CT005,PADEP-68-04440,NYSDOH-NY10854
Dibenzofuran	132-64-9	CTDPH-PH-0840,NJDEP-CT005,PADEP-68-04440,NYSDOH-NY10854
Diethyl phthalate	84-66-2	CTDPH-PH-0840,NJDEP-CT005,PADEP-68-04440,NYSDOH-NY10854
Dimethyl phthalate	131-11-3	CTDPH-PH-0840,NJDEP-CT005,PADEP-68-04440,NYSDOH-NY10854
Di-n-butyl phthalate	84-74-2	CTDPH-PH-0840,NJDEP-CT005,PADEP-68-04440,NYSDOH-NY10854
Di-n-octyl phthalate	117-84-0	CTDPH-PH-0840,NJDEP-CT005,PADEP-68-04440,NYSDOH-NY10854
Fluoranthene	206-44-0	CTDPH-PH-0840,NJDEP-CT005,PADEP-68-04440,NYSDOH-NY10854
Fluorene	86-73-7	NJDEP-CT005,PADEP-68-04440,NYSDOH-NY10854
Hexachlorobenzene	118-74-1	CTDPH-PH-0840,NJDEP-CT005,PADEP-68-04440,NYSDOH-NY10854
Hexachlorobutadiene	87-68-3	CTDPH-PH-0840,NJDEP-CT005,PADEP-68-04440,NYSDOH-NY10854
Hexachlorocyclopentadiene	77-47-4	CTDPH-PH-0840,NJDEP-CT005,PADEP-68-04440,NYSDOH-NY10854
Hexachloroethane	67-72-1	CTDPH-PH-0840,NJDEP-CT005,PADEP-68-04440,NYSDOH-NY10854
Indeno(1,2,3-cd)pyrene	193-39-5	CTDPH-PH-0840,NJDEP-CT005,PADEP-68-04440,NYSDOH-NY10854
Isophorone	78-59-1	CTDPH-PH-0840,NJDEP-CT005,PADEP-68-04440,NYSDOH-NY10854
Naphthalene	91-20-3	CTDPH-PH-0840,NJDEP-CT005,PADEP-68-04440,NYSDOH-NY10854
Nitrobenzene	98-95-3	CTDPH-PH-0840,NJDEP-CT005,PADEP-68-04440,NYSDOH-NY10854
N-Nitrosodimethylamine	62-75-9	CTDPH-PH-0840,NJDEP-CT005,PADEP-68-04440,NYSDOH-NY10854
N-nitroso-di-n-propylamine	621-64-7	CTDPH-PH-0840,NJDEP-CT005,PADEP-68-04440,NYSDOH-NY10854
N-Nitrosodiphenylamine	86-30-6	CTDPH-PH-0840,NJDEP-CT005,PADEP-68-04440,NYSDOH-NY10854
Pentachlorophenol	87-86-5	CTDPH-PH-0840,NJDEP-CT005,PADEP-68-04440,NYSDOH-NY10854
Phenanthrene	85-01-8	CTDPH-PH-0840,NJDEP-CT005,PADEP-68-04440,NYSDOH-NY10854
Phenol	108-95-2	CTDPH-PH-0840,NJDEP-CT005,PADEP-68-04440,NYSDOH-NY10854
Pyrene	129-00-0	CTDPH-PH-0840,NJDEP-CT005,PADEP-68-04440,NYSDOH-NY10854
Pyridine	110-86-1	CTDPH-PH-0840,NJDEP-CT005,PADEP-68-04440,NYSDOH-NY10854
EPA 8270E in Water		
1,1-Biphenyl	92-52-4	NJDEP-CT005,NYSDOH-NY10854,PADEP-68-04440
1,2,4,5-Tetrachlorobenzene	95-94-3	NYSDOH-NY10854,PADEP-68-04440
1,2,4-Trichlorobenzene	120-82-1	NJDEP-CT005,NYSDOH-NY10854,PADEP-68-04440
1,2-Dichlorobenzene	95-50-1	NJDEP-CT005,NYSDOH-NY10854,PADEP-68-04440
1,2-Diphenylhydrazine (as Azobenzene)	122-66-7	NJDEP-CT005,NYSDOH-NY10854,PADEP-68-04440
1,3-Dichlorobenzene	541-73-1	NJDEP-CT005,NYSDOH-NY10854,PADEP-68-04440
1,4-Dichlorobenzene	106-46-7	NJDEP-CT005,NYSDOH-NY10854,PADEP-68-04440
2,3,4,6-Tetrachlorophenol	58-90-2	NYSDOH-NY10854,PADEP-68-04440
2,4,5-Trichlorophenol	95-95-4	CTDPH-PH-0840,NJDEP-CT005,NYSDOH-NY10854,PADEP-68-04440
2,4,6-Trichlorophenol	88-06-2	CTDPH-PH-0840,NJDEP-CT005,NYSDOH-NY10854,PADEP-68-04440
2,4-Dichlorophenol	120-83-2	CTDPH-PH-0840,NJDEP-CT005,NYSDOH-NY10854,PADEP-68-04440
2,4-Dimethylphenol	105-67-9	CTDPH-PH-0840,NJDEP-CT005,NYSDOH-NY10854,PADEP-68-04440
2,4-Dinitrophenol	51-28-5	CTDPH-PH-0840,NJDEP-CT005
2,4-Dinitrotoluene	121-14-2	CTDPH-PH-0840,NJDEP-CT005,NYSDOH-NY10854,PADEP-68-04440
2,6-Dinitrotoluene	606-20-2	CTDPH-PH-0840,NJDEP-CT005,NYSDOH-NY10854,PADEP-68-04440
2-Chloronaphthalene	91-58-7	CTDPH-PH-0840,NJDEP-CT005,NYSDOH-NY10854,PADEP-68-04440
2-Chlorophenol	95-57-8	CTDPH-PH-0840,NJDEP-CT005,NYSDOH-NY10854,PADEP-68-04440
2-Methylnaphthalene	91-57-6	CTDPH-PH-0840,NJDEP-CT005,NYSDOH-NY10854,PADEP-68-04440
2-Methylphenol	95-48-7	CTDPH-PH-0840,NJDEP-CT005,NYSDOH-NY10854,PADEP-68-04440
2-Nitroaniline	88-74-4	CTDPH-PH-0840,NYSDOH-NY10854,PADEP-68-04440
2-Nitrophenol	88-75-5	CTDPH-PH-0840,NJDEP-CT005,NYSDOH-NY10854,PADEP-68-04440



Certified Analyses included in this Report

(Continued)

Analyte	CAS #	Certifications
EPA 8270E in Water (Continued)		
3- & 4-Methylphenols	65794-96-9	CTDPH-PH-0840
3,3-Dichlorobenzidine	91-94-1	CTDPH-PH-0840,NYSDOH-NY10854,PADEP-68-04440
3-Nitroaniline	99-09-2	CTDPH-PH-0840,NYSDOH-NY10854,PADEP-68-04440
4,6-Dinitro-2-methylphenol	534-52-1	CTDPH-PH-0840,NJDEP-CT005,NYSDOH-NY10854,PADEP-68-04440
4-Bromophenyl phenyl ether	101-55-3	CTDPH-PH-0840,NJDEP-CT005,NYSDOH-NY10854,PADEP-68-04440
4-Chloro-3-methylphenol	59-50-7	CTDPH-PH-0840,NJDEP-CT005,NYSDOH-NY10854,PADEP-68-04440
4-Chloroaniline	106-47-8	CTDPH-PH-0840,NYSDOH-NY10854,PADEP-68-04440
4-Chlorophenyl phenyl ether	7005-72-3	CTDPH-PH-0840,NJDEP-CT005,NYSDOH-NY10854,PADEP-68-04440
4-Nitroaniline	100-01-6	CTDPH-PH-0840,NYSDOH-NY10854,PADEP-68-04440
4-Nitrophenol	100-02-7	CTDPH-PH-0840,NJDEP-CT005,NYSDOH-NY10854,PADEP-68-04440
Acetophenone	98-86-2	NJDEP-CT005,NYSDOH-NY10854,PADEP-68-04440
Aniline	62-53-3	NJDEP-CT005,NYSDOH-NY10854,PADEP-68-04440
Benzaldehyde	100-52-7	NJDEP-CT005,NYSDOH-NY10854,PADEP-68-04440
Benzidine	92-87-5	CTDPH-PH-0840,NYSDOH-NY10854,PADEP-68-04440
Benzoic acid	65-85-0	NJDEP-CT005,NYSDOH-NY10854,PADEP-68-04440
Benzyl alcohol	100-51-6	NJDEP-CT005,NYSDOH-NY10854,PADEP-68-04440
Benzyl butyl phthalate	85-68-7	CTDPH-PH-0840,NJDEP-CT005,NYSDOH-NY10854,PADEP-68-04440
Bis(2-chloroethoxy)methane	111-91-1	CTDPH-PH-0840,NJDEP-CT005,NYSDOH-NY10854,PADEP-68-04440
Bis(2-chloroethyl)ether	111-44-4	CTDPH-PH-0840,NJDEP-CT005,NYSDOH-NY10854,PADEP-68-04440
Bis(2-chloroisopropyl)ether	108-60-1	CTDPH-PH-0840,NJDEP-CT005,NYSDOH-NY10854,PADEP-68-04440
Caprolactam	105-60-2	NJDEP-CT005,NYSDOH-NY10854,PADEP-68-04440
Carbazole	86-74-8	CTDPH-PH-0840,NYSDOH-NY10854,PADEP-68-04440
Dibenzofuran	132-64-9	CTDPH-PH-0840,NJDEP-CT005,NYSDOH-NY10854,PADEP-68-04440
Diethyl phthalate	84-66-2	CTDPH-PH-0840,NJDEP-CT005,NYSDOH-NY10854,PADEP-68-04440
Dimethyl phthalate	131-11-3	CTDPH-PH-0840,NJDEP-CT005,NYSDOH-NY10854,PADEP-68-04440
Di-n-butyl phthalate	84-74-2	CTDPH-PH-0840,NJDEP-CT005,NYSDOH-NY10854,PADEP-68-04440
Di-n-octyl phthalate	117-84-0	CTDPH-PH-0840,NJDEP-CT005,NYSDOH-NY10854,PADEP-68-04440
Hexachlorocyclopentadiene	77-47-4	CTDPH-PH-0840,NJDEP-CT005,NYSDOH-NY10854,PADEP-68-04440
Isophorone	78-59-1	CTDPH-PH-0840,NJDEP-CT005,NYSDOH-NY10854,PADEP-68-04440
N-nitroso-di-n-propylamine	621-64-7	CTDPH-PH-0840,NJDEP-CT005,NYSDOH-NY10854,PADEP-68-04440
N-Nitrosodiphenylamine	86-30-6	CTDPH-PH-0840,NJDEP-CT005,NYSDOH-NY10854,PADEP-68-04440
Phenol	108-95-2	CTDPH-PH-0840,NJDEP-CT005,NYSDOH-NY10854,PADEP-68-04440
Pyridine	110-86-1	CTDPH-PH-0840,NYSDOH-NY10854,PADEP-68-04440
EPA 8270E SIM in Water		
Acenaphthene	83-32-9	NYSDOH-NY10854,PADEP-68-04440,NJDEP-CT005
Acenaphthylene	208-96-8	NYSDOH-NY10854,PADEP-68-04440,NJDEP-CT005
Benzo(a)anthracene	56-55-3	NYSDOH-NY10854,PADEP-68-04440,NJDEP-CT005
Benzo(a)pyrene	50-32-8	NYSDOH-NY10854,PADEP-68-04440,NJDEP-CT005
Benzo(b)fluoranthene	205-99-2	NYSDOH-NY10854,PADEP-68-04440,NJDEP-CT005
Benzo(g,h,i)perylene	191-24-2	NYSDOH-NY10854,PADEP-68-04440,NJDEP-CT005
Benzo(k)fluoranthene	207-08-9	NYSDOH-NY10854,PADEP-68-04440,NJDEP-CT005
Chrysene	218-01-9	NYSDOH-NY10854,PADEP-68-04440,NJDEP-CT005
Dibenzo(a,h)anthracene	53-70-3	NYSDOH-NY10854,PADEP-68-04440,NJDEP-CT005
Fluoranthene	206-44-0	NYSDOH-NY10854,PADEP-68-04440,NJDEP-CT005
Fluorene	86-73-7	NYSDOH-NY10854,PADEP-68-04440,NJDEP-CT005
Indeno(1,2,3-cd)pyrene	193-39-5	NYSDOH-NY10854,PADEP-68-04440,NJDEP-CT005
Naphthalene	91-20-3	NYSDOH-NY10854,PADEP-68-04440,NJDEP-CT005
Phenanthrene	85-01-8	NYSDOH-NY10854,PADEP-68-04440,NJDEP-CT005
Pyrene	129-00-0	NYSDOH-NY10854,PADEP-68-04440,NJDEP-CT005
EPA 9045D in Soil		



Certified Analyses included in this Report
(Continued)

Analyte	CAS #	Certifications
<i>EPA 9045D in Soil (Continued)</i>		
pH	pH	NYSDOH-NY10854,CTDPH-PH-0840,PADEP-68-04440,NJDEP-CT005
<i>SM 2540G in Soil</i>		
% Solids	solids	CTDPH-PH-0840
<i>SM 4500 HB in Water</i>		
pH	pH	CTDPH-PH-0840
<i>SM 4500-P B5/E in Water</i>		
Phosphorous, Total as P	7723-14-0	NYSDOH-NY10854,CTDPH-PH-0840,NJDEP-CT005,PADEP-68-04440



List of Certifications

Code	Description	Number	Expires
CTDPH-PH-0840	CTDPH - Stratford	PH-0840	06/30/2027
NJDEP-CT005	NJDEP Certification - Stratford	CT005	06/30/2026
NYSDOH-NY10854	NYSDOH NELAC/ELAP Program - Stratford	NY ELAP-10854	04/01/2026
PADEP-68-04440	PADEP Registration - Stratford	68-04440	09/30/2026



Analytical Batch Summary

Batch ID: BC60732		Preparation Method: Analysis Preparation	Prepared By: SMM
Sample ID	Client Sample ID	Preparation Date	
26C0754-01	WB-SB-01 (10-13')	03/13/26	
26C0754-02	WB-SB-02 (8-12')	03/13/26	
26C0754-03	WB-SB-03 (8-12')	03/13/26	
26C0754-04	WB-SB-04 (8-12')	03/13/26	
26C0754-05	WB-SB-05 (14-18')	03/13/26	
26C0754-06	WB-SB-06 (9-13')	03/13/26	
26C0754-07	WB-SS-01 (0-6")	03/13/26	
26C0754-08	WB-SS-02 (0-6")	03/13/26	
26C0754-09	WB-SS-03 (0-6")	03/13/26	
26C0754-10	WB-SS-04 (0-6")	03/13/26	

Batch ID: BC60738		Preparation Method: Analysis Preparation	Prepared By: JSJ
Sample ID	Client Sample ID	Preparation Date	
26C0754-13	WB-SB01-GW	03/13/26	
26C0754-14	WB-SB02-GW	03/13/26	
26C0754-15	WB-SB03-GW	03/13/26	
26C0754-16	WB-SB04-GW	03/13/26	
26C0754-17	WB-SB05-GW	03/13/26	
26C0754-18	WB-SB03-GW	03/13/26	

Batch ID: BC60749		Preparation Method: % Solids Prep	Prepared By: CAD
Sample ID	Client Sample ID	Preparation Date	
26C0754-01	WB-SB-01 (10-13')	03/13/26	
26C0754-02	WB-SB-02 (8-12')	03/13/26	
26C0754-03	WB-SB-03 (8-12')	03/13/26	
26C0754-04	WB-SB-04 (8-12')	03/13/26	
26C0754-05	WB-SB-05 (14-18')	03/13/26	
26C0754-06	WB-SB-06 (9-13')	03/13/26	
26C0754-07	WB-SS-01 (0-6")	03/13/26	
26C0754-08	WB-SS-02 (0-6")	03/13/26	
26C0754-09	WB-SS-03 (0-6")	03/13/26	
26C0754-10	WB-SS-04 (0-6")	03/13/26	
26C0754-11	WB-SS-05 (0-6")	03/13/26	
26C0754-12	WB-SS-06 (0-6")	03/13/26	
BC60749-BLK1	Blank	03/13/26	



Batch ID: BC60777		Preparation Method: EPA 3510C	Prepared By: AM2
Sample ID	Client Sample ID	Preparation Date	
26C0754-13	WB-SB01-GW	03/13/26	
26C0754-14	WB-SB02-GW	03/13/26	
26C0754-15	WB-SB03-GW	03/13/26	
26C0754-16	WB-SB04-GW	03/13/26	
26C0754-17	WB-SB05-GW	03/13/26	
26C0754-18	WB-SB03-GW	03/13/26	
BC60777-BLK1	Blank	03/13/26	
BC60777-BS1	LCS	03/13/26	
BC60777-BSD1	LCS Dup	03/13/26	

Batch ID: BC60780		Preparation Method: EPA 3510C	Prepared By: AM2
Sample ID	Client Sample ID	Preparation Date	
26C0754-13	WB-SB01-GW	03/13/26	
26C0754-14	WB-SB02-GW	03/13/26	
26C0754-15	WB-SB03-GW	03/13/26	
26C0754-16	WB-SB04-GW	03/13/26	
26C0754-17	WB-SB05-GW	03/13/26	
26C0754-18	WB-SB03-GW	03/13/26	
BC60780-BLK2	Blank	03/13/26	
BC60780-BS2	LCS	03/13/26	

Batch ID: BC60809		Preparation Method: Analysis Preparation	Prepared By: SL
Sample ID	Client Sample ID	Preparation Date	
26C0754-01	WB-SB-01 (10-13')	03/16/26	
26C0754-02	WB-SB-02 (8-12')	03/16/26	
26C0754-03	WB-SB-03 (8-12')	03/16/26	
26C0754-04	WB-SB-04 (8-12')	03/16/26	
BC60809-BLK1	Blank	03/16/26	
BC60809-DUP1	Duplicate	03/16/26	
BC60809-MS1	Matrix Spike	03/16/26	
BC60809-MSD1	Matrix Spike Dup	03/16/26	
BC60809-SRM1	Reference	03/16/26	

Batch ID: BC60818		Preparation Method: EPA 3546- SVOA RCP	Prepared By: AFD
Sample ID	Client Sample ID	Preparation Date	
26C0754-11	WB-SS-05 (0-6")	03/14/26	
26C0754-12	WB-SS-06 (0-6")	03/14/26	
BC60818-BLK1	Blank	03/14/26	
BC60818-BS1	LCS	03/14/26	



Batch ID: BC60819		Preparation Method: EPA 3546- SVOA RCP	Prepared By: AFD
Sample ID	Client Sample ID	Preparation Date	
26C0754-01	WB-SB-01 (10-13')	03/14/26	
26C0754-02	WB-SB-02 (8-12')	03/14/26	
26C0754-03	WB-SB-03 (8-12')	03/14/26	
26C0754-04	WB-SB-04 (8-12')	03/14/26	
26C0754-05	WB-SB-05 (14-18')	03/14/26	
26C0754-06	WB-SB-06 (9-13')	03/14/26	
26C0754-07	WB-SS-01 (0-6")	03/14/26	
26C0754-08	WB-SS-02 (0-6")	03/13/26	
26C0754-09	WB-SS-03 (0-6")	03/14/26	
26C0754-10	WB-SS-04 (0-6")	03/14/26	
BC60819-BLK1	Blank	03/14/26	
BC60819-BS1	LCS	03/14/26	

Batch ID: BC60878		Preparation Method: EPA 7473 soil	Prepared By: LCB
Sample ID	Client Sample ID	Preparation Date	
26C0754-01	WB-SB-01 (10-13')	03/16/26	
26C0754-02	WB-SB-02 (8-12')	03/16/26	
26C0754-03	WB-SB-03 (8-12')	03/16/26	
26C0754-04	WB-SB-04 (8-12')	03/16/26	
26C0754-05	WB-SB-05 (14-18')	03/16/26	
26C0754-06	WB-SB-06 (9-13')	03/16/26	
26C0754-07	WB-SS-01 (0-6")	03/16/26	
26C0754-08	WB-SS-02 (0-6")	03/16/26	
26C0754-09	WB-SS-03 (0-6")	03/16/26	
26C0754-10	WB-SS-04 (0-6")	03/16/26	
26C0754-11	WB-SS-05 (0-6")	03/16/26	
26C0754-12	WB-SS-06 (0-6")	03/16/26	
BC60878-BLK1	Blank	03/16/26	
BC60878-SRM1	Reference	03/16/26	

Batch ID: BC60886		Preparation Method: Analysis Preparation	Prepared By: JAMT
Sample ID	Client Sample ID	Preparation Date	
26C0754-13	WB-SB01-GW	03/16/26	
26C0754-14	WB-SB02-GW	03/16/26	
BC60886-BLK1	Blank	03/16/26	
BC60886-BS1	LCS	03/16/26	

Batch ID: BC60908		Preparation Method: EPA 3050B	Prepared By: KMQ
Sample ID	Client Sample ID	Preparation Date	
26C0754-01	WB-SB-01 (10-13')	03/16/26	
26C0754-02	WB-SB-02 (8-12')	03/16/26	
26C0754-03	WB-SB-03 (8-12')	03/16/26	
26C0754-04	WB-SB-04 (8-12')	03/16/26	
BC60908-BLK1	Blank	03/16/26	
BC60908-SRL1	Dilution Check	03/16/26	
BC60908-SRM1	Reference	03/16/26	



Batch ID: BC60926		Preparation Method: Analysis Preparation	Prepared By: SL
Sample ID	Client Sample ID	Preparation Date	
26C0754-05	WB-SB-05 (14-18')	03/16/26	
26C0754-06	WB-SB-06 (9-13')	03/16/26	
26C0754-07	WB-SS-01 (0-6")	03/16/26	
26C0754-08	WB-SS-02 (0-6")	03/16/26	
BC60926-BLK1	Blank	03/16/26	
BC60926-DUP1	Duplicate	03/16/26	
BC60926-MS1	Matrix Spike	03/16/26	
BC60926-MSD1	Matrix Spike Dup	03/16/26	
BC60926-SRM1	Reference	03/16/26	

Batch ID: BC60969		Preparation Method: Analysis Preparation	Prepared By: JAMT
Sample ID	Client Sample ID	Preparation Date	
26C0754-09	WB-SS-03 (0-6")	03/17/26	
26C0754-10	WB-SS-04 (0-6")	03/17/26	
26C0754-11	WB-SS-05 (0-6")	03/17/26	
26C0754-12	WB-SS-06 (0-6")	03/17/26	
BC60969-BLK1	Blank	03/17/26	
BC60969-DUP1	Duplicate	03/17/26	
BC60969-MS1	Matrix Spike	03/17/26	
BC60969-MSD1	Matrix Spike Dup	03/17/26	
BC60969-SRM1	Reference	03/17/26	

Batch ID: BC60989		Preparation Method: EPA 300	Prepared By: DNP
Sample ID	Client Sample ID	Preparation Date	
26C0754-13	WB-SB01-GW	03/16/26	
26C0754-14	WB-SB02-GW	03/16/26	
26C0754-15	WB-SB03-GW	03/16/26	
26C0754-16	WB-SB04-GW	03/16/26	
BC60989-BLK1	Blank	03/16/26	
BC60989-BS1	LCS	03/16/26	

Batch ID: BC60990		Preparation Method: EPA 3050B	Prepared By: KMQ
Sample ID	Client Sample ID	Preparation Date	
26C0754-05	WB-SB-05 (14-18')	03/17/26	
26C0754-06	WB-SB-06 (9-13')	03/17/26	
26C0754-07	WB-SS-01 (0-6")	03/17/26	
26C0754-08	WB-SS-02 (0-6")	03/17/26	
26C0754-09	WB-SS-03 (0-6")	03/17/26	
26C0754-10	WB-SS-04 (0-6")	03/17/26	
26C0754-11	WB-SS-05 (0-6")	03/17/26	
26C0754-12	WB-SS-06 (0-6")	03/17/26	
BC60990-BLK1	Blank	03/17/26	
BC60990-SRL1	Dilution Check	03/17/26	
BC60990-SRM1	Reference	03/17/26	



Batch ID: BC60992		Preparation Method: EPA 300	Prepared By: DNP
Sample ID	Client Sample ID	Preparation Date	
26C0754-01	WB-SB-01 (10-13')	03/17/26	
26C0754-02	WB-SB-02 (8-12')	03/17/26	
26C0754-03	WB-SB-03 (8-12')	03/17/26	
26C0754-04	WB-SB-04 (8-12')	03/17/26	
26C0754-05	WB-SB-05 (14-18')	03/17/26	
26C0754-06	WB-SB-06 (9-13')	03/17/26	
26C0754-07	WB-SS-01 (0-6")	03/17/26	
26C0754-08	WB-SS-02 (0-6")	03/17/26	
26C0754-09	WB-SS-03 (0-6")	03/17/26	
26C0754-10	WB-SS-04 (0-6")	03/17/26	
26C0754-11	WB-SS-05 (0-6")	03/17/26	
26C0754-12	WB-SS-06 (0-6")	03/17/26	
BC60992-BLK1	Blank	03/17/26	
BC60992-BLK2	Blank	03/17/26	
BC60992-BS1	LCS	03/17/26	
BC60992-DUP1	Duplicate	03/17/26	
BC60992-DUP2	Duplicate	03/17/26	
BC60992-MS1	Matrix Spike	03/17/26	
BC60992-MS2	Matrix Spike	03/17/26	
BC60992-MSD1	Matrix Spike Dup	03/17/26	
BC60992-MSD2	Matrix Spike Dup	03/17/26	

Batch ID: BC60999		Preparation Method: EPA 3015A	Prepared By: JWT
Sample ID	Client Sample ID	Preparation Date	
26C0754-13	WB-SB01-GW	03/17/26	
26C0754-14	WB-SB02-GW	03/17/26	
26C0754-15	WB-SB03-GW	03/17/26	
26C0754-16	WB-SB04-GW	03/17/26	
26C0754-17	WB-SB05-GW	03/17/26	
26C0754-18	WB-SB03-GW	03/17/26	
BC60999-BLK1	Blank	03/17/26	
BC60999-BS1	LCS	03/17/26	
BC60999-DUP1	Duplicate	03/17/26	
BC60999-MS1	Matrix Spike	03/17/26	
BC60999-SRL1	Dilution Check	03/17/26	

Batch ID: BC61003		Preparation Method: EPA 3015A	Prepared By: JWT
Sample ID	Client Sample ID	Preparation Date	
26C0754-13	WB-SB01-GW	03/17/26	
26C0754-14	WB-SB02-GW	03/17/26	
26C0754-15	WB-SB03-GW	03/17/26	
26C0754-16	WB-SB04-GW	03/17/26	
26C0754-17	WB-SB05-GW	03/17/26	
26C0754-18	WB-SB03-GW	03/17/26	
BC61003-BLK1	Blank	03/17/26	
BC61003-BS1	LCS	03/17/26	
BC61003-SRL1	Dilution Check	03/17/26	



Batch ID: BC61021		Preparation Method: Analysis Preparation	Prepared By: SMM
Sample ID	Client Sample ID	Preparation Date	
26C0754-11	WB-SS-05 (0-6")	03/18/26	
26C0754-12	WB-SS-06 (0-6")	03/18/26	

Batch ID: BC61028		Preparation Method: EPA SW846-7470A	Prepared By: DBT
Sample ID	Client Sample ID	Preparation Date	
26C0754-13	WB-SB01-GW	03/18/26	
26C0754-14	WB-SB02-GW	03/18/26	
26C0754-15	WB-SB03-GW	03/18/26	
26C0754-16	WB-SB04-GW	03/18/26	
26C0754-17	WB-SB05-GW	03/18/26	
26C0754-18	WB-SB03-GW	03/18/26	
BC61028-BLK1	Blank	03/18/26	
BC61028-BS1	LCS	03/18/26	

Batch ID: BC61053		Preparation Method: Analysis Preparation	Prepared By: JAMT
Sample ID	Client Sample ID	Preparation Date	
26C0754-15	WB-SB03-GW	03/18/26	
26C0754-16	WB-SB04-GW	03/18/26	
26C0754-17	WB-SB05-GW	03/18/26	
26C0754-18	WB-SB03-GW	03/18/26	
BC61053-BLK1	Blank	03/18/26	
BC61053-BS1	LCS	03/18/26	
BC61053-DUP1	Duplicate	03/18/26	
BC61053-MS1	Matrix Spike	03/18/26	
BC61053-MSD1	Matrix Spike Dup	03/18/26	

Batch ID: BC61074		Preparation Method: EPA 300	Prepared By: DNP
Sample ID	Client Sample ID	Preparation Date	
26C0754-17	WB-SB05-GW	03/17/26	
26C0754-18	WB-SB03-GW	03/17/26	
BC61074-BLK1	Blank	03/17/26	
BC61074-BS1	LCS	03/17/26	



Semivolatile Organic Compounds by GC/MS - Quality Control Data

ALS Environmental - Stratford

Analyte	Result	Reporting Limit	Units	Spike Level	Source* Result	%REC %REC	%REC Limits	Flag	RPD	RPD Limit	Flag
Batch BC60777 - EPA 3510C											
Blank (BC60777-BLK1)											
											Prepared & Analyzed: 03/13/2026
1,1-Biphenyl	ND	5.00	ug/L								
1,2,4,5-Tetrachlorobenzene	ND	5.00	ug/L								
1,2,4-Trichlorobenzene	ND	5.00	ug/L								
1,2-Dichlorobenzene	ND	5.00	ug/L								
1,2-Diphenylhydrazine (as Azobenzene)	ND	5.00	ug/L								
1,3-Dichlorobenzene	ND	5.00	ug/L								
1,4-Dichlorobenzene	ND	5.00	ug/L								
2,3,4,6-Tetrachlorophenol	ND	5.00	ug/L								
2,4,5-Trichlorophenol	ND	5.00	ug/L								
2,4,6-Trichlorophenol	ND	5.00	ug/L								
2,4-Dichlorophenol	ND	5.00	ug/L								
2,4-Dimethylphenol	ND	5.00	ug/L								
2,4-Dinitrophenol	ND	5.00	ug/L								
2,4-Dinitrotoluene	ND	5.00	ug/L								
2,6-Dinitrotoluene	ND	5.00	ug/L								
2-Chloronaphthalene	ND	5.00	ug/L								
2-Chlorophenol	ND	5.00	ug/L								
2-Methylnaphthalene	ND	5.00	ug/L								
2-Methylphenol	ND	5.00	ug/L								
2-Nitroaniline	ND	5.00	ug/L								
2-Nitrophenol	ND	5.00	ug/L								
3- & 4-Methylphenols	ND	5.00	ug/L								
3,3-Dichlorobenzidine	ND	5.00	ug/L								
3-Nitroaniline	ND	5.00	ug/L								
4,6-Dinitro-2-methylphenol	ND	5.00	ug/L								
4-Bromophenyl phenyl ether	ND	5.00	ug/L								
4-Chloro-3-methylphenol	ND	5.00	ug/L								
4-Chloroaniline	ND	5.00	ug/L								
4-Chlorophenyl phenyl ether	ND	5.00	ug/L								
4-Nitroaniline	ND	5.00	ug/L								
4-Nitrophenol	ND	5.00	ug/L								
Acetophenone	ND	5.00	ug/L								
Aniline	ND	5.00	ug/L								
Benzaldehyde	ND	5.00	ug/L								
Benzidine	ND	5.00	ug/L								
Benzoic acid	ND	5.00	ug/L								
Benzyl alcohol	ND	5.00	ug/L								
Benzyl butyl phthalate	ND	5.00	ug/L								
Bis(2-chloroethoxy)methane	ND	5.00	ug/L								
Bis(2-chloroethyl)ether	ND	5.00	ug/L								
Bis(2-chloroisopropyl)ether	ND	5.00	ug/L								
Caprolactam	ND	5.00	ug/L								
Carbazole	ND	5.00	ug/L								
Dibenzofuran	ND	5.00	ug/L								
Diethyl phthalate	ND	5.00	ug/L								
Dimethyl phthalate	ND	5.00	ug/L								
Di-n-butyl phthalate	ND	5.00	ug/L								
Di-n-octyl phthalate	ND	5.00	ug/L								
Hexachlorocyclopentadiene	ND	10.0	ug/L								
Isophorone	ND	5.00	ug/L								



Semivolatile Organic Compounds by GC/MS - Quality Control Data

ALS Environmental - Stratford

Analyte	Result	Reporting Limit	Units	Spike Level	Source* Result	%REC	%REC Limits	Flag	RPD	RPD Limit	Flag
Batch BC60777 - EPA 3510C											
Blank (BC60777-BLK1)											
Prepared & Analyzed: 03/13/2026											
N-nitroso-di-n-propylamine	ND	5.00	ug/L								
N-Nitrosodiphenylamine	ND	5.00	ug/L								
Phenol	ND	5.00	ug/L								
Pyridine	ND	5.00	ug/L								
<i>Surrogate: SURR: 2-Fluorophenol</i>	11.3		ug/L	50.0		22.6	19.7-63.1				
<i>Surrogate: SURR: Phenol-d6</i>	5.97		ug/L	50.0		11.9	10.1-41.7				
<i>Surrogate: SURR: Nitrobenzene-d5</i>	10.7		ug/L	25.0		42.7	50.2-113				
<i>Surrogate: SURR: 2-Fluorobiphenyl</i>	10.4		ug/L	25.0		41.4	39.9-105				
<i>Surrogate: SURR: 2,4,6-Tribromophenol</i>	20.2		ug/L	50.0		40.4	39.3-151				
<i>Surrogate: SURR: Terphenyl-d14</i>	13.6		ug/L	25.0		54.5	30.7-106				
LCS (BC60777-BS1)											
Prepared & Analyzed: 03/13/2026											
1,1-Biphenyl	9.69	5.00	ug/L	25.0		38.8	33-95				
1,2,4,5-Tetrachlorobenzene	9.37	5.00	ug/L	25.0		37.5	26-120				
1,2,4-Trichlorobenzene	9.51	5.00	ug/L	25.0		38.0	20-118				
1,2-Dichlorobenzene	8.58	5.00	ug/L	25.0		34.3	29-111				
1,2-Diphenylhydrazine (as Azobenzene)	9.41	5.00	ug/L	25.0		37.6	16-141				
1,3-Dichlorobenzene	8.38	5.00	ug/L	25.0		33.5	23-117				
1,4-Dichlorobenzene	8.41	5.00	ug/L	25.0		33.6	30-105				
2,3,4,6-Tetrachlorophenol	10.9	5.00	ug/L	25.0		43.5	30-130				
2,4,5-Trichlorophenol	10.2	5.00	ug/L	25.0		41.0	32-114				
2,4,6-Trichlorophenol	9.68	5.00	ug/L	25.0		38.7	35-118				
2,4-Dichlorophenol	10.5	5.00	ug/L	25.0		41.9	25-116				
2,4-Dimethylphenol	10.8	5.00	ug/L	25.0		43.0	15-116				
2,4-Dinitrophenol	11.0	5.00	ug/L	25.0		44.2	10-170				
2,4-Dinitrotoluene	10.7	5.00	ug/L	25.0		42.9	41-128				
2,6-Dinitrotoluene	10.6	5.00	ug/L	25.0		42.4	45-116	Low Bias			
2-Chloronaphthalene	9.21	5.00	ug/L	25.0		36.8	33-112				
2-Chlorophenol	9.22	5.00	ug/L	25.0		36.9	15-120				
2-Methylnaphthalene	9.38	5.00	ug/L	25.0		37.5	24-118				
2-Methylphenol	8.04	5.00	ug/L	25.0		32.2	10-110				
2-Nitroaniline	10.2	5.00	ug/L	25.0		40.7	34-129				
2-Nitrophenol	9.47	5.00	ug/L	25.0		37.9	28-118				
3- & 4-Methylphenols	6.15	5.00	ug/L	25.0		24.6	10-107				
3,3-Dichlorobenzidine	7.17	5.00	ug/L	25.0		28.7	15-187				
3-Nitroaniline	8.60	5.00	ug/L	25.0		34.4	24-134				
4,6-Dinitro-2-methylphenol	10.8	5.00	ug/L	25.0		43.0	10-153				
4-Bromophenyl phenyl ether	9.50	5.00	ug/L	25.0		38.0	34-120				
4-Chloro-3-methylphenol	11.0	5.00	ug/L	25.0		44.0	20-120				
4-Chloroaniline	7.84	5.00	ug/L	25.0		31.4	10-147				
4-Chlorophenyl phenyl ether	9.77	5.00	ug/L	25.0		39.1	27-121				
4-Nitroaniline	9.22	5.00	ug/L	25.0		36.9	13-134				
4-Nitrophenol	ND	5.00	ug/L	25.0			10-131	Low Bias			
Acetophenone	10.3	5.00	ug/L	25.0		41.1	25-110				
Aniline	5.36	5.00	ug/L	25.0		21.4	10-117				
Benzaldehyde	9.14	5.00	ug/L	25.0		36.6	29-117				
Benzoic acid	ND	5.00	ug/L	25.0			30-130	Low Bias			
Benzyl alcohol	6.72	5.00	ug/L	25.0		26.9	10-117				
Benzyl butyl phthalate	11.1	5.00	ug/L	25.0		44.3	29-133				
Bis(2-chloroethoxy)methane	9.98	5.00	ug/L	25.0		39.9	10-154				
Bis(2-chloroethyl)ether	9.07	5.00	ug/L	25.0		36.3	17-125				



Semivolatile Organic Compounds by GC/MS - Quality Control Data

ALS Environmental - Stratford

Analyte	Result	Reporting Limit	Units	Spike Level	Source* Result	%REC	%REC Limits	Flag	RPD	RPD Limit	Flag
Batch BC60777 - EPA 3510C											
LCS (BC60777-BS1)											
Prepared & Analyzed: 03/13/2026											
Bis(2-chloroisopropyl)ether	9.59	5.00	ug/L	25.0		38.4	10-139				
Caprolactam	9.57	5.00	ug/L	25.0		38.3	10-137				
Carbazole	10.8	5.00	ug/L	25.0		43.1	42-126				
Dibenzofuran	9.68	5.00	ug/L	25.0		38.7	36-113				
Diethyl phthalate	10.8	5.00	ug/L	25.0		43.0	38-115				
Dimethyl phthalate	10.6	5.00	ug/L	25.0		42.4	38-129				
Di-n-butyl phthalate	10.9	5.00	ug/L	25.0		43.6	31-120				
Di-n-octyl phthalate	10.7	5.00	ug/L	25.0		42.7	21-149				
Hexachlorocyclopentadiene	7.55	10.0	ug/L	25.0		30.2	10-130				
Isophorone	10.8	5.00	ug/L	25.0		43.3	25-127				
N-nitroso-di-n-propylamine	10.4	5.00	ug/L	25.0		41.5	26-122				
N-Nitrosodiphenylamine	11.2	5.00	ug/L	25.0		44.7	23-149				
Phenol	3.48	5.00	ug/L	25.0		13.9	10-110				
Pyridine	3.94	5.00	ug/L	35.0		11.3	10-90				
<i>Surrogate: SURR: 2-Fluorophenol</i>	9.56		ug/L	50.0		19.1	19.7-63.1				
<i>Surrogate: SURR: Phenol-d6</i>	5.76		ug/L	50.0		11.5	10.1-41.7				
<i>Surrogate: SURR: Nitrobenzene-d5</i>	8.89		ug/L	25.0		35.6	50.2-113				
<i>Surrogate: SURR: 2-Fluorobiphenyl</i>	8.83		ug/L	25.0		35.3	39.9-105				
<i>Surrogate: SURR: 2,4,6-Tribromophenol</i>	18.8		ug/L	50.0		37.5	39.3-151				
<i>Surrogate: SURR: Terphenyl-d14</i>	10.8		ug/L	25.0		43.0	30.7-106				
LCS Dup (BC60777-BSD1)											
Prepared & Analyzed: 03/13/2026											
1,1-Biphenyl	9.79	5.00	ug/L	25.0		39.2	33-95		1.03	20	
1,2,4,5-Tetrachlorobenzene	9.53	5.00	ug/L	25.0		38.1	26-120		1.69	20	
1,2,4-Trichlorobenzene	9.37	5.00	ug/L	25.0		37.5	20-118		1.48	20	
1,2-Dichlorobenzene	8.27	5.00	ug/L	25.0		33.1	29-111		3.68	20	
1,2-Diphenylhydrazine (as Azobenzene)	10.0	5.00	ug/L	25.0		40.0	16-141		6.18	20	
1,3-Dichlorobenzene	8.07	5.00	ug/L	25.0		32.3	23-117		3.77	20	
1,4-Dichlorobenzene	8.21	5.00	ug/L	25.0		32.8	30-105		2.41	20	
2,3,4,6-Tetrachlorophenol	11.5	5.00	ug/L	25.0		45.9	30-130		5.46	20	
2,4,5-Trichlorophenol	10.7	5.00	ug/L	25.0		42.7	32-114		4.21	20	
2,4,6-Trichlorophenol	9.85	5.00	ug/L	25.0		39.4	35-118		1.74	20	
2,4-Dichlorophenol	10.5	5.00	ug/L	25.0		41.9	25-116		0.0955	20	
2,4-Dimethylphenol	9.95	5.00	ug/L	25.0		39.8	15-116		7.82	20	
2,4-Dinitrophenol	11.9	5.00	ug/L	25.0		47.8	10-170		7.74	20	
2,4-Dinitrotoluene	11.0	5.00	ug/L	25.0		44.1	41-128		2.76	20	
2,6-Dinitrotoluene	10.9	5.00	ug/L	25.0		43.5	45-116	Low Bias	2.52	20	
2-Chloronaphthalene	9.38	5.00	ug/L	25.0		37.5	33-112		1.83	20	
2-Chlorophenol	8.55	5.00	ug/L	25.0		34.2	15-120		7.54	20	
2-Methylnaphthalene	9.24	5.00	ug/L	25.0		37.0	24-118		1.50	20	
2-Methylphenol	7.92	5.00	ug/L	25.0		31.7	10-110		1.50	20	
2-Nitroaniline	10.6	5.00	ug/L	25.0		42.4	34-129		4.05	20	
2-Nitrophenol	9.45	5.00	ug/L	25.0		37.8	28-118		0.211	20	
3- & 4-Methylphenols	6.09	5.00	ug/L	25.0		24.4	10-107		0.980	20	
3,3-Dichlorobenzidine	7.43	5.00	ug/L	25.0		29.7	15-187		3.56	20	
3-Nitroaniline	8.60	5.00	ug/L	25.0		34.4	24-134		0.00	20	
4,6-Dinitro-2-methylphenol	11.2	5.00	ug/L	25.0		44.9	10-153		4.37	20	
4-Bromophenyl phenyl ether	9.80	5.00	ug/L	25.0		39.2	34-120		3.11	20	
4-Chloro-3-methylphenol	11.3	5.00	ug/L	25.0		45.1	20-120		2.42	20	
4-Chloroaniline	7.17	5.00	ug/L	25.0		28.7	10-147		8.93	20	
4-Chlorophenyl phenyl ether	10.1	5.00	ug/L	25.0		40.4	27-121		3.42	20	



Semivolatile Organic Compounds by GC/MS - Quality Control Data

ALS Environmental - Stratford

Analyte	Result	Reporting Limit	Units	Spike Level	Source* Result	%REC	%REC Limits	Flag	RPD	RPD Limit	Flag
Batch BC60777 - EPA 3510C											
LCS Dup (BC60777-BSD1)											
Prepared & Analyzed: 03/13/2026											
4-Nitroaniline	9.21	5.00	ug/L	25.0		36.8	13-134		0.109	20	
4-Nitrophenol	ND	5.00	ug/L	25.0			10-131	Low Bias		20	
Acetophenone	9.97	5.00	ug/L	25.0		39.9	25-110		3.06	20	
Aniline	4.91	5.00	ug/L	25.0		19.6	10-117		8.76	20	
Benzaldehyde	8.76	5.00	ug/L	25.0		35.0	29-117		4.25	20	
Benzoic acid	ND	5.00	ug/L	25.0			30-130	Low Bias		20	
Benzyl alcohol	6.55	5.00	ug/L	25.0		26.2	10-117		2.56	20	
Benzyl butyl phthalate	11.6	5.00	ug/L	25.0		46.4	29-133		4.59	20	
Bis(2-chloroethoxy)methane	9.92	5.00	ug/L	25.0		39.7	10-154		0.603	20	
Bis(2-chloroethyl)ether	8.91	5.00	ug/L	25.0		35.6	17-125		1.78	20	
Bis(2-chloroisopropyl)ether	9.06	5.00	ug/L	25.0		36.2	10-139		5.68	20	
Caprolactam	11.3	5.00	ug/L	25.0		45.0	10-137		16.2	20	
Carbazole	11.2	5.00	ug/L	25.0		44.6	42-126		3.47	20	
Dibenzofuran	10.2	5.00	ug/L	25.0		40.9	36-113		5.52	20	
Diethyl phthalate	11.2	5.00	ug/L	25.0		44.8	38-115		4.01	20	
Dimethyl phthalate	11.0	5.00	ug/L	25.0		44.0	38-129		3.79	20	
Di-n-butyl phthalate	11.2	5.00	ug/L	25.0		44.8	31-120		2.63	20	
Di-n-octyl phthalate	11.1	5.00	ug/L	25.0		44.4	21-149		3.95	20	
Hexachlorocyclopentadiene	7.43	10.0	ug/L	25.0		29.7	10-130		1.60	20	
Isophorone	11.1	5.00	ug/L	25.0		44.3	25-127		2.28	20	
N-nitroso-di-n-propylamine	9.98	5.00	ug/L	25.0		39.9	26-122		3.83	20	
N-Nitrosodiphenylamine	11.9	5.00	ug/L	25.0		47.8	23-149		6.66	20	
Phenol	3.31	5.00	ug/L	25.0		13.2	10-110		5.01	20	
Pyridine	3.95	5.00	ug/L	35.0		11.3	10-90		0.253	20	
Surrogate: SURR: 2-Fluorophenol	8.80		ug/L	50.0		17.6	19.7-63.1				
Surrogate: SURR: Phenol-d6	5.42		ug/L	50.0		10.8	10.1-41.7				
Surrogate: SURR: Nitrobenzene-d5	8.87		ug/L	25.0		35.5	50.2-113				
Surrogate: SURR: 2-Fluorobiphenyl	9.02		ug/L	25.0		36.1	39.9-105				
Surrogate: SURR: 2,4,6-Tribromophenol	18.9		ug/L	50.0		37.9	39.3-151				
Surrogate: SURR: Terphenyl-d14	11.2		ug/L	25.0		44.8	30.7-106				



Semivolatile Organic Compounds by GC/MS - Quality Control Data

ALS Environmental - Stratford

Analyte	Result	Reporting Limit	Units	Spike Level	Source* Result	%REC	%REC Limits	Flag	RPD	RPD Limit	Flag
Batch BC60818 - EPA 3546- SVOA RCP											
Blank (BC60818-BLK1)											
Prepared: 03/14/2026 Analyzed: 03/16/2026											
1,1-Biphenyl	ND	0.0410	mg/kg wet								
1,2,4,5-Tetrachlorobenzene	ND	0.0819	mg/kg wet								
1,2,4-Trichlorobenzene	ND	0.0410	mg/kg wet								
1,2-Dichlorobenzene	ND	0.0410	mg/kg wet								
1,2-Diphenylhydrazine (as Azobenzene)	ND	0.0410	mg/kg wet								
1,3-Dichlorobenzene	ND	0.0410	mg/kg wet								
1,4-Dichlorobenzene	ND	0.0410	mg/kg wet								
2,3,4,6-Tetrachlorophenol	ND	0.0819	mg/kg wet								
2,4,5-Trichlorophenol	ND	0.0410	mg/kg wet								
2,4,6-Trichlorophenol	ND	0.0410	mg/kg wet								
2,4-Dichlorophenol	ND	0.0410	mg/kg wet								
2,4-Dimethylphenol	ND	0.0410	mg/kg wet								
2,4-Dinitrophenol	ND	0.0819	mg/kg wet								
2,4-Dinitrotoluene	ND	0.0410	mg/kg wet								
2,6-Dinitrotoluene	ND	0.0410	mg/kg wet								
2-Chloronaphthalene	ND	0.0410	mg/kg wet								
2-Chlorophenol	ND	0.0410	mg/kg wet								
2-Methylnaphthalene	ND	0.0410	mg/kg wet								
2-Methylphenol	ND	0.0410	mg/kg wet								
2-Nitroaniline	ND	0.0819	mg/kg wet								
2-Nitrophenol	ND	0.0410	mg/kg wet								
3- & 4-Methylphenols	ND	0.0410	mg/kg wet								
3,3-Dichlorobenzidine	ND	0.0410	mg/kg wet								
3-Nitroaniline	ND	0.0819	mg/kg wet								
4,6-Dinitro-2-methylphenol	ND	0.0819	mg/kg wet								
4-Bromophenyl phenyl ether	ND	0.0410	mg/kg wet								
4-Chloro-3-methylphenol	ND	0.0410	mg/kg wet								
4-Chloroaniline	ND	0.0410	mg/kg wet								
4-Chlorophenyl phenyl ether	ND	0.0410	mg/kg wet								
4-Nitroaniline	ND	0.0819	mg/kg wet								
4-Nitrophenol	ND	0.0819	mg/kg wet								
Acenaphthene	ND	0.0410	mg/kg wet								
Acenaphthylene	ND	0.0410	mg/kg wet								
Acetophenone	ND	0.0410	mg/kg wet								
Aniline	ND	0.164	mg/kg wet								
Anthracene	ND	0.0410	mg/kg wet								
Atrazine	ND	0.0410	mg/kg wet								
Benzaldehyde	ND	0.0410	mg/kg wet								
Benzidine	ND	0.164	mg/kg wet								
Benzo(a)anthracene	ND	0.0410	mg/kg wet								
Benzo(a)pyrene	ND	0.0410	mg/kg wet								
Benzo(b)fluoranthene	ND	0.0410	mg/kg wet								
Benzo(g,h,i)perylene	ND	0.0410	mg/kg wet								
Benzo(k)fluoranthene	ND	0.0410	mg/kg wet								
Benzoic acid	ND	0.0410	mg/kg wet								
Benzyl alcohol	ND	0.0410	mg/kg wet								
Benzyl butyl phthalate	ND	0.0410	mg/kg wet								
Bis(2-chloroethoxy)methane	ND	0.0410	mg/kg wet								
Bis(2-chloroethyl)ether	ND	0.0410	mg/kg wet								
Bis(2-chloroisopropyl)ether	ND	0.0410	mg/kg wet								
Bis(2-ethylhexyl)phthalate	ND	0.0410	mg/kg wet								



Semivolatile Organic Compounds by GC/MS - Quality Control Data

ALS Environmental - Stratford

Analyte	Result	Reporting Limit	Units	Spike Level	Source* Result	%REC	%REC Limits	Flag	RPD	RPD Limit	Flag
Batch BC60818 - EPA 3546- SVOA RCP											
Blank (BC60818-BLK1)											
Prepared: 03/14/2026 Analyzed: 03/16/2026											
Caprolactam	ND	0.0819	mg/kg wet								
Carbazole	ND	0.0410	mg/kg wet								
Chrysene	ND	0.0410	mg/kg wet								
Dibenzo(a,h)anthracene	ND	0.0410	mg/kg wet								
Dibenzofuran	ND	0.0410	mg/kg wet								
Diethyl phthalate	ND	0.0410	mg/kg wet								
Dimethyl phthalate	ND	0.0410	mg/kg wet								
Di-n-butyl phthalate	ND	0.0410	mg/kg wet								
Di-n-octyl phthalate	ND	0.0410	mg/kg wet								
Fluoranthene	ND	0.0410	mg/kg wet								
Fluorene	ND	0.0410	mg/kg wet								
Hexachlorobenzene	ND	0.0410	mg/kg wet								
Hexachlorobutadiene	ND	0.0410	mg/kg wet								
Hexachlorocyclopentadiene	ND	0.0410	mg/kg wet								
Hexachloroethane	ND	0.0410	mg/kg wet								
Indeno(1,2,3-cd)pyrene	ND	0.0410	mg/kg wet								
Isophorone	ND	0.0410	mg/kg wet								
Naphthalene	ND	0.0410	mg/kg wet								
Nitrobenzene	ND	0.0410	mg/kg wet								
N-Nitrosodimethylamine	ND	0.0410	mg/kg wet								
N-nitroso-di-n-propylamine	ND	0.0410	mg/kg wet								
N-Nitrosodiphenylamine	ND	0.0410	mg/kg wet								
Pentachlorophenol	ND	0.0410	mg/kg wet								
Phenanthrene	ND	0.0410	mg/kg wet								
Phenol	ND	0.0410	mg/kg wet								
Pyrene	ND	0.0410	mg/kg wet								
Pyridine	ND	0.164	mg/kg wet								
Surrogate: SURRE: 2-Fluorophenol	1.18		mg/kg wet	1.64		72.2	20-108				
Surrogate: SURRE: Phenol-d6	0.972		mg/kg wet	1.64		59.3	23-114				
Surrogate: SURRE: Nitrobenzene-d5	0.697		mg/kg wet	0.820		85.0	22-108				
Surrogate: SURRE: 2-Fluorobiphenyl	0.724		mg/kg wet	0.820		88.3	21-113				
Surrogate: SURRE: 2,4,6-Tribromophenol	1.21		mg/kg wet	1.64		73.5	19-110				
Surrogate: SURRE: Terphenyl-d14	0.872		mg/kg wet	0.820		106	24-116				



Semivolatile Organic Compounds by GC/MS - Quality Control Data

ALS Environmental - Stratford

Analyte	Result	Reporting Limit	Units	Spike Level	Source* Result	%REC	%REC Limits	Flag	RPD	RPD Limit	Flag
Batch BC60818 - EPA 3546- SVOA RCP											
LCS (BC60818-BS1)						Prepared: 03/14/2026 Analyzed: 03/16/2026					
1,1-Biphenyl	0.719	0.0414	mg/kg wet	0.828		86.8	18-111				
1,2,4,5-Tetrachlorobenzene	0.779	0.0827	mg/kg wet	0.828		94.1	21-131				
1,2,4-Trichlorobenzene	0.690	0.0414	mg/kg wet	0.828		83.4	10-140				
1,2-Dichlorobenzene	0.627	0.0414	mg/kg wet	0.828		75.7	34-108				
1,2-Diphenylhydrazine (as Azobenzene)	0.829	0.0414	mg/kg wet	0.828		100	17-137				
1,3-Dichlorobenzene	0.594	0.0414	mg/kg wet	0.828		71.8	33-110				
1,4-Dichlorobenzene	0.639	0.0414	mg/kg wet	0.828		77.2	32-104				
2,3,4,6-Tetrachlorophenol	0.611	0.0827	mg/kg wet	0.828		73.8	30-130				
2,4,5-Trichlorophenol	0.648	0.0414	mg/kg wet	0.828		78.3	27-118				
2,4,6-Trichlorophenol	0.656	0.0414	mg/kg wet	0.828		79.2	31-120				
2,4-Dichlorophenol	0.675	0.0414	mg/kg wet	0.828		81.5	20-127				
2,4-Dimethylphenol	0.644	0.0414	mg/kg wet	0.828		77.8	14-132				
2,4-Dinitrophenol	0.0447	0.0827	mg/kg wet	0.828		5.40	10-171	Low Bias			
2,4-Dinitrotoluene	0.592	0.0414	mg/kg wet	0.828		71.6	34-131				
2,6-Dinitrotoluene	0.642	0.0414	mg/kg wet	0.828		77.6	31-128				
2-Chloronaphthalene	0.702	0.0414	mg/kg wet	0.828		84.8	31-117				
2-Chlorophenol	0.669	0.0414	mg/kg wet	0.828		80.8	33-113				
2-Methylnaphthalene	0.633	0.0414	mg/kg wet	0.828		76.4	12-138				
2-Methylphenol	0.664	0.0414	mg/kg wet	0.828		80.2	10-136				
2-Nitroaniline	0.790	0.0827	mg/kg wet	0.828		95.5	27-132				
2-Nitrophenol	0.606	0.0414	mg/kg wet	0.828		73.2	17-129				
3- & 4-Methylphenols	0.534	0.0414	mg/kg wet	0.828		64.6	29-103				
3,3-Dichlorobenzidine	0.599	0.0414	mg/kg wet	0.828		72.3	22-149				
3-Nitroaniline	0.695	0.0827	mg/kg wet	0.828		83.9	20-133				
4,6-Dinitro-2-methylphenol	0.0483	0.0827	mg/kg wet	0.828		5.84	10-143	Low Bias			
4-Bromophenyl phenyl ether	0.716	0.0414	mg/kg wet	0.828		86.5	29-120				
4-Chloro-3-methylphenol	0.695	0.0414	mg/kg wet	0.828		83.9	24-129				
4-Chloroaniline	0.391	0.0414	mg/kg wet	0.828		47.3	10-132				
4-Chlorophenyl phenyl ether	0.656	0.0414	mg/kg wet	0.828		79.2	27-124				
4-Nitroaniline	0.656	0.0827	mg/kg wet	0.828		79.3	16-128				
4-Nitrophenol	0.581	0.0827	mg/kg wet	0.828		70.2	10-141				
Acenaphthene	0.679	0.0414	mg/kg wet	0.828		82.0	30-121				
Acenaphthylene	0.715	0.0414	mg/kg wet	0.828		86.4	30-115				
Acetophenone	0.697	0.0414	mg/kg wet	0.828		84.2	20-112				
Aniline	0.266	0.166	mg/kg wet	0.828		32.2	10-119				
Anthracene	0.752	0.0414	mg/kg wet	0.828		90.8	34-118				
Atrazine	0.713	0.0414	mg/kg wet	0.828		86.1	26-112				
Benzaldehyde	0.300	0.0414	mg/kg wet	0.828		36.3	21-100				
Benzo(a)anthracene	0.759	0.0414	mg/kg wet	0.828		91.7	32-122				
Benzo(a)pyrene	0.674	0.0414	mg/kg wet	0.828		81.4	29-133				
Benzo(b)fluoranthene	0.710	0.0414	mg/kg wet	0.828		85.8	25-133				
Benzo(g,h,i)perylene	0.504	0.0414	mg/kg wet	0.828		60.9	10-143				
Benzo(k)fluoranthene	0.697	0.0414	mg/kg wet	0.828		84.2	25-128				
Benzoic acid	0.146	0.0414	mg/kg wet	0.828		17.6	10-140				
Benzyl alcohol	0.564	0.0414	mg/kg wet	0.828		68.1	30-115				
Benzyl butyl phthalate	0.866	0.0414	mg/kg wet	0.828		105	26-126				
Bis(2-chloroethoxy)methane	0.686	0.0414	mg/kg wet	0.828		82.9	19-132				
Bis(2-chloroethyl)ether	0.689	0.0414	mg/kg wet	0.828		83.3	19-125				
Bis(2-chloroisopropyl)ether	0.849	0.0414	mg/kg wet	0.828		103	20-135				
Bis(2-ethylhexyl)phthalate	0.870	0.0414	mg/kg wet	0.828		105	10-155				
Caprolactam	0.715	0.0827	mg/kg wet	0.828		86.4	10-127				



Semivolatile Organic Compounds by GC/MS - Quality Control Data

ALS Environmental - Stratford

Analyte	Result	Reporting Limit	Units	Spike Level	Source* Result	%REC	%REC Limits	Flag	RPD	RPD Limit	Flag
Batch BC60818 - EPA 3546- SVOA RCP											
LCS (BC60818-BS1)											
						Prepared: 03/14/2026 Analyzed: 03/16/2026					
Carbazole	0.719	0.0414	mg/kg wet	0.828		86.8	35-123				
Chrysene	0.765	0.0414	mg/kg wet	0.828		92.4	32-123				
Dibenzo(a,h)anthracene	0.553	0.0414	mg/kg wet	0.828		66.8	10-136				
Dibenzofuran	0.700	0.0414	mg/kg wet	0.828		84.6	29-121				
Diethyl phthalate	0.704	0.0414	mg/kg wet	0.828		85.0	34-116				
Dimethyl phthalate	0.684	0.0414	mg/kg wet	0.828		82.6	35-124				
Di-n-butyl phthalate	0.778	0.0414	mg/kg wet	0.828		94.0	31-116				
Di-n-octyl phthalate	0.831	0.0414	mg/kg wet	0.828		100	26-136				
Fluoranthene	0.693	0.0414	mg/kg wet	0.828		83.7	33-122				
Fluorene	0.685	0.0414	mg/kg wet	0.828		82.8	29-123				
Hexachlorobenzene	0.780	0.0414	mg/kg wet	0.828		94.2	21-124				
Hexachlorobutadiene	0.692	0.0414	mg/kg wet	0.828		83.6	10-149				
Hexachlorocyclopentadiene	ND	0.0414	mg/kg wet	0.828			10-129	Low Bias			
Hexachloroethane	0.535	0.0414	mg/kg wet	0.828		64.6	28-108				
Indeno(1,2,3-cd)pyrene	0.577	0.0414	mg/kg wet	0.828		69.8	10-135				
Isophorone	0.713	0.0414	mg/kg wet	0.828		86.1	20-132				
Naphthalene	0.696	0.0414	mg/kg wet	0.828		84.0	23-124				
Nitrobenzene	0.675	0.0414	mg/kg wet	0.828		81.5	13-132				
N-Nitrosodimethylamine	0.571	0.0414	mg/kg wet	0.828		68.9	11-129				
N-nitroso-di-n-propylamine	0.646	0.0414	mg/kg wet	0.828		78.0	24-119				
N-Nitrosodiphenylamine	0.895	0.0414	mg/kg wet	0.828		108	22-152				
Pentachlorophenol	0.462	0.0414	mg/kg wet	0.828		55.8	10-139				
Phenanthrene	0.688	0.0414	mg/kg wet	0.828		83.2	33-123				
Phenol	0.691	0.0414	mg/kg wet	0.828		83.5	23-115				
Pyrene	0.863	0.0414	mg/kg wet	0.828		104	24-130				
Pyridine	0.430	0.166	mg/kg wet	0.828		51.9	10-91				
Surrogate: SURR: 2-Fluorophenol	1.08		mg/kg wet	1.66		65.2	20-108				
Surrogate: SURR: Phenol-d6	1.06		mg/kg wet	1.66		64.2	23-114				
Surrogate: SURR: Nitrobenzene-d5	0.691		mg/kg wet	0.828		83.4	22-108				
Surrogate: SURR: 2-Fluorobiphenyl	0.669		mg/kg wet	0.828		80.8	21-113				
Surrogate: SURR: 2,4,6-Tribromophenol	1.15		mg/kg wet	1.66		69.6	19-110				
Surrogate: SURR: Terphenyl-d14	0.727		mg/kg wet	0.828		87.9	24-116				



Semivolatile Organic Compounds by GC/MS - Quality Control Data

ALS Environmental - Stratford

Analyte	Result	Reporting Limit	Units	Spike Level	Source* Result	%REC	%REC Limits	Flag	RPD	RPD Limit	Flag
Batch BC60819 - EPA 3546- SVOA RCP											
Blank (BC60819-BLK1)											
										Prepared: 03/14/2026 Analyzed: 03/16/2026	
1,1-Biphenyl	ND	0.0414	mg/kg wet								
1,2,4,5-Tetrachlorobenzene	ND	0.0827	mg/kg wet								
1,2,4-Trichlorobenzene	ND	0.0414	mg/kg wet								
1,2-Dichlorobenzene	ND	0.0414	mg/kg wet								
1,2-Diphenylhydrazine (as Azobenzene)	ND	0.0414	mg/kg wet								
1,3-Dichlorobenzene	ND	0.0414	mg/kg wet								
1,4-Dichlorobenzene	ND	0.0414	mg/kg wet								
2,3,4,6-Tetrachlorophenol	ND	0.0827	mg/kg wet								
2,4,5-Trichlorophenol	ND	0.0414	mg/kg wet								
2,4,6-Trichlorophenol	ND	0.0414	mg/kg wet								
2,4-Dichlorophenol	ND	0.0414	mg/kg wet								
2,4-Dimethylphenol	ND	0.0414	mg/kg wet								
2,4-Dinitrophenol	ND	0.0827	mg/kg wet								
2,4-Dinitrotoluene	ND	0.0414	mg/kg wet								
2,6-Dinitrotoluene	ND	0.0414	mg/kg wet								
2-Chloronaphthalene	ND	0.0414	mg/kg wet								
2-Chlorophenol	ND	0.0414	mg/kg wet								
2-Methylnaphthalene	ND	0.0414	mg/kg wet								
2-Methylphenol	ND	0.0414	mg/kg wet								
2-Nitroaniline	ND	0.0827	mg/kg wet								
2-Nitrophenol	ND	0.0414	mg/kg wet								
3- & 4-Methylphenols	ND	0.0414	mg/kg wet								
3,3-Dichlorobenzidine	ND	0.0414	mg/kg wet								
3-Nitroaniline	ND	0.0827	mg/kg wet								
4,6-Dinitro-2-methylphenol	ND	0.0827	mg/kg wet								
4-Bromophenyl phenyl ether	ND	0.0414	mg/kg wet								
4-Chloro-3-methylphenol	ND	0.0414	mg/kg wet								
4-Chloroaniline	ND	0.0414	mg/kg wet								
4-Chlorophenyl phenyl ether	ND	0.0414	mg/kg wet								
4-Nitroaniline	ND	0.0827	mg/kg wet								
4-Nitrophenol	ND	0.0827	mg/kg wet								
Acenaphthene	ND	0.0414	mg/kg wet								
Acenaphthylene	ND	0.0414	mg/kg wet								
Acetophenone	ND	0.0414	mg/kg wet								
Aniline	ND	0.166	mg/kg wet								
Anthracene	ND	0.0414	mg/kg wet								
Atrazine	ND	0.0414	mg/kg wet								
Benzaldehyde	ND	0.0414	mg/kg wet								
Benzidine	ND	0.166	mg/kg wet								
Benzo(a)anthracene	ND	0.0414	mg/kg wet								
Benzo(a)pyrene	ND	0.0414	mg/kg wet								
Benzo(b)fluoranthene	ND	0.0414	mg/kg wet								
Benzo(g,h,i)perylene	ND	0.0414	mg/kg wet								
Benzo(k)fluoranthene	ND	0.0414	mg/kg wet								
Benzoic acid	ND	0.0414	mg/kg wet								
Benzyl alcohol	ND	0.0414	mg/kg wet								
Benzyl butyl phthalate	ND	0.0414	mg/kg wet								
Bis(2-chloroethoxy)methane	ND	0.0414	mg/kg wet								
Bis(2-chloroethyl)ether	ND	0.0414	mg/kg wet								
Bis(2-chloroisopropyl)ether	ND	0.0414	mg/kg wet								
Bis(2-ethylhexyl)phthalate	ND	0.0414	mg/kg wet								



Semivolatile Organic Compounds by GC/MS - Quality Control Data

ALS Environmental - Stratford

Analyte	Result	Reporting Limit	Units	Spike Level	Source* Result	%REC	%REC Limits	Flag	RPD	RPD Limit	Flag
Batch BC60819 - EPA 3546- SVOA RCP											
Blank (BC60819-BLK1)											
Prepared: 03/14/2026 Analyzed: 03/16/2026											
Caprolactam	ND	0.0827	mg/kg wet								
Carbazole	ND	0.0414	mg/kg wet								
Chrysene	ND	0.0414	mg/kg wet								
Dibenzo(a,h)anthracene	ND	0.0414	mg/kg wet								
Dibenzofuran	ND	0.0414	mg/kg wet								
Diethyl phthalate	ND	0.0414	mg/kg wet								
Dimethyl phthalate	ND	0.0414	mg/kg wet								
Di-n-butyl phthalate	ND	0.0414	mg/kg wet								
Di-n-octyl phthalate	ND	0.0414	mg/kg wet								
Fluoranthene	ND	0.0414	mg/kg wet								
Fluorene	ND	0.0414	mg/kg wet								
Hexachlorobenzene	ND	0.0414	mg/kg wet								
Hexachlorobutadiene	ND	0.0414	mg/kg wet								
Hexachlorocyclopentadiene	ND	0.0414	mg/kg wet								
Hexachloroethane	ND	0.0414	mg/kg wet								
Indeno(1,2,3-cd)pyrene	ND	0.0414	mg/kg wet								
Isophorone	ND	0.0414	mg/kg wet								
Naphthalene	ND	0.0414	mg/kg wet								
Nitrobenzene	ND	0.0414	mg/kg wet								
N-Nitrosodimethylamine	ND	0.0414	mg/kg wet								
N-nitroso-di-n-propylamine	ND	0.0414	mg/kg wet								
N-Nitrosodiphenylamine	ND	0.0414	mg/kg wet								
Pentachlorophenol	ND	0.0414	mg/kg wet								
Phenanthrene	ND	0.0414	mg/kg wet								
Phenol	ND	0.0414	mg/kg wet								
Pyrene	ND	0.0414	mg/kg wet								
Pyridine	ND	0.166	mg/kg wet								
Surrogate: SURRE: 2-Fluorophenol	0.914		mg/kg wet	1.66		55.2	20-108				
Surrogate: SURRE: Phenol-d6	0.709		mg/kg wet	1.66		42.8	23-114				
Surrogate: SURRE: Nitrobenzene-d5	0.542		mg/kg wet	0.828		65.4	22-108				
Surrogate: SURRE: 2-Fluorobiphenyl	0.548		mg/kg wet	0.828		66.2	21-113				
Surrogate: SURRE: 2,4,6-Tribromophenol	0.908		mg/kg wet	1.66		54.8	19-110				
Surrogate: SURRE: Terphenyl-d14	0.671		mg/kg wet	0.828		81.0	24-116				



Semivolatile Organic Compounds by GC/MS - Quality Control Data

ALS Environmental - Stratford

Analyte	Result	Reporting Limit	Units	Spike Level	Source* Result	%REC	%REC Limits	Flag	RPD	RPD Limit	Flag
Batch BC60819 - EPA 3546- SVOA RCP											
LCS (BC60819-BS1)						Prepared: 03/14/2026 Analyzed: 03/16/2026					
1,1-Biphenyl	0.811	0.0416	mg/kg wet	0.831		97.6	18-111				
1,2,4,5-Tetrachlorobenzene	0.872	0.0830	mg/kg wet	0.831		105	21-131				
1,2,4-Trichlorobenzene	0.771	0.0416	mg/kg wet	0.831		92.9	10-140				
1,2-Dichlorobenzene	0.689	0.0416	mg/kg wet	0.831		83.0	34-108				
1,2-Diphenylhydrazine (as Azobenzene)	0.922	0.0416	mg/kg wet	0.831		111	17-137				
1,3-Dichlorobenzene	0.666	0.0416	mg/kg wet	0.831		80.2	33-110				
1,4-Dichlorobenzene	0.690	0.0416	mg/kg wet	0.831		83.1	32-104				
2,3,4,6-Tetrachlorophenol	0.715	0.0830	mg/kg wet	0.831		86.0	30-130				
2,4,5-Trichlorophenol	0.841	0.0416	mg/kg wet	0.831		101	27-118				
2,4,6-Trichlorophenol	0.766	0.0416	mg/kg wet	0.831		92.3	31-120				
2,4-Dichlorophenol	0.773	0.0416	mg/kg wet	0.831		93.0	20-127				
2,4-Dimethylphenol	0.720	0.0416	mg/kg wet	0.831		86.7	14-132				
2,4-Dinitrophenol	0.0545	0.0830	mg/kg wet	0.831		6.56	10-171	Low Bias			
2,4-Dinitrotoluene	0.697	0.0416	mg/kg wet	0.831		84.0	34-131				
2,6-Dinitrotoluene	0.741	0.0416	mg/kg wet	0.831		89.2	31-128				
2-Chloronaphthalene	0.784	0.0416	mg/kg wet	0.831		94.4	31-117				
2-Chlorophenol	0.739	0.0416	mg/kg wet	0.831		89.0	33-113				
2-Methylnaphthalene	0.707	0.0416	mg/kg wet	0.831		85.1	12-138				
2-Methylphenol	0.736	0.0416	mg/kg wet	0.831		88.6	10-136				
2-Nitroaniline	0.881	0.0830	mg/kg wet	0.831		106	27-132				
2-Nitrophenol	0.732	0.0416	mg/kg wet	0.831		88.1	17-129				
3- & 4-Methylphenols	0.592	0.0416	mg/kg wet	0.831		71.3	29-103				
3,3-Dichlorobenzidine	0.671	0.0416	mg/kg wet	0.831		80.8	22-149				
3-Nitroaniline	0.755	0.0830	mg/kg wet	0.831		91.0	20-133				
4,6-Dinitro-2-methylphenol	0.0821	0.0830	mg/kg wet	0.831		9.88	10-143	Low Bias			
4-Bromophenyl phenyl ether	0.773	0.0416	mg/kg wet	0.831		93.1	29-120				
4-Chloro-3-methylphenol	0.775	0.0416	mg/kg wet	0.831		93.4	24-129				
4-Chloroaniline	0.447	0.0416	mg/kg wet	0.831		53.8	10-132				
4-Chlorophenyl phenyl ether	0.746	0.0416	mg/kg wet	0.831		89.8	27-124				
4-Nitroaniline	0.699	0.0830	mg/kg wet	0.831		84.2	16-128				
4-Nitrophenol	0.659	0.0830	mg/kg wet	0.831		79.4	10-141				
Acenaphthene	0.772	0.0416	mg/kg wet	0.831		93.0	30-121				
Acenaphthylene	0.795	0.0416	mg/kg wet	0.831		95.8	30-115				
Acetophenone	0.748	0.0416	mg/kg wet	0.831		90.1	20-112				
Aniline	0.327	0.166	mg/kg wet	0.831		39.4	10-119				
Anthracene	0.825	0.0416	mg/kg wet	0.831		99.3	34-118				
Atrazine	0.795	0.0416	mg/kg wet	0.831		95.8	26-112				
Benzaldehyde	0.341	0.0416	mg/kg wet	0.831		41.1	21-100				
Benzo(a)anthracene	0.844	0.0416	mg/kg wet	0.831		102	32-122				
Benzo(a)pyrene	0.720	0.0416	mg/kg wet	0.831		86.6	29-133				
Benzo(b)fluoranthene	0.707	0.0416	mg/kg wet	0.831		85.2	25-133				
Benzo(g,h,i)perylene	0.570	0.0416	mg/kg wet	0.831		68.7	10-143				
Benzo(k)fluoranthene	0.794	0.0416	mg/kg wet	0.831		95.6	25-128				
Benzoic acid	0.180	0.0416	mg/kg wet	0.831		21.7	10-140				
Benzyl alcohol	0.643	0.0416	mg/kg wet	0.831		77.4	30-115				
Benzyl butyl phthalate	0.934	0.0416	mg/kg wet	0.831		112	26-126				
Bis(2-chloroethoxy)methane	0.767	0.0416	mg/kg wet	0.831		92.4	19-132				
Bis(2-chloroethyl)ether	0.751	0.0416	mg/kg wet	0.831		90.4	19-125				
Bis(2-chloroisopropyl)ether	0.930	0.0416	mg/kg wet	0.831		112	20-135				
Bis(2-ethylhexyl)phthalate	0.961	0.0416	mg/kg wet	0.831		116	10-155				
Caprolactam	0.877	0.0830	mg/kg wet	0.831		106	10-127				



Semivolatile Organic Compounds by GC/MS - Quality Control Data

ALS Environmental - Stratford

Analyte	Result	Reporting Limit	Units	Spike Level	Source* Result	%REC	%REC Limits	Flag	RPD	RPD Limit	Flag
Batch BC60819 - EPA 3546- SVOA RCP											
LCS (BC60819-BS1)											
						Prepared: 03/14/2026 Analyzed: 03/16/2026					
Carbazole	0.788	0.0416	mg/kg wet	0.831		94.8	35-123				
Chrysene	0.837	0.0416	mg/kg wet	0.831		101	32-123				
Dibenzo(a,h)anthracene	0.641	0.0416	mg/kg wet	0.831		77.1	10-136				
Dibenzofuran	0.778	0.0416	mg/kg wet	0.831		93.6	29-121				
Diethyl phthalate	0.782	0.0416	mg/kg wet	0.831		94.1	34-116				
Dimethyl phthalate	0.763	0.0416	mg/kg wet	0.831		91.8	35-124				
Di-n-butyl phthalate	0.844	0.0416	mg/kg wet	0.831		102	31-116				
Di-n-octyl phthalate	0.890	0.0416	mg/kg wet	0.831		107	26-136				
Fluoranthene	0.755	0.0416	mg/kg wet	0.831		90.9	33-122				
Fluorene	0.776	0.0416	mg/kg wet	0.831		93.5	29-123				
Hexachlorobenzene	0.873	0.0416	mg/kg wet	0.831		105	21-124				
Hexachlorobutadiene	0.769	0.0416	mg/kg wet	0.831		92.6	10-149				
Hexachlorocyclopentadiene	0.0209	0.0416	mg/kg wet	0.831		2.52	10-129	Low Bias			
Hexachloroethane	0.602	0.0416	mg/kg wet	0.831		72.5	28-108				
Indeno(1,2,3-cd)pyrene	0.670	0.0416	mg/kg wet	0.831		80.6	10-135				
Isophorone	0.800	0.0416	mg/kg wet	0.831		96.4	20-132				
Naphthalene	0.775	0.0416	mg/kg wet	0.831		93.3	23-124				
Nitrobenzene	0.757	0.0416	mg/kg wet	0.831		91.2	13-132				
N-Nitrosodimethylamine	0.641	0.0416	mg/kg wet	0.831		77.1	11-129				
N-nitroso-di-n-propylamine	0.687	0.0416	mg/kg wet	0.831		82.8	24-119				
N-Nitrosodiphenylamine	0.991	0.0416	mg/kg wet	0.831		119	22-152				
Pentachlorophenol	0.528	0.0416	mg/kg wet	0.831		63.5	10-139				
Phenanthrene	0.782	0.0416	mg/kg wet	0.831		94.1	33-123				
Phenol	0.780	0.0416	mg/kg wet	0.831		93.9	23-115				
Pyrene	0.930	0.0416	mg/kg wet	0.831		112	24-130				
Pyridine	0.573	0.166	mg/kg wet	0.831		69.0	10-91				
<i>Surrogate: SURR: 2-Fluorophenol</i>	<i>1.25</i>		<i>mg/kg wet</i>	<i>1.66</i>		<i>75.0</i>	<i>20-108</i>				
<i>Surrogate: SURR: Phenol-d6</i>	<i>1.24</i>		<i>mg/kg wet</i>	<i>1.66</i>		<i>74.6</i>	<i>23-114</i>				
<i>Surrogate: SURR: Nitrobenzene-d5</i>	<i>0.786</i>		<i>mg/kg wet</i>	<i>0.831</i>		<i>94.6</i>	<i>22-108</i>				
<i>Surrogate: SURR: 2-Fluorobiphenyl</i>	<i>0.810</i>		<i>mg/kg wet</i>	<i>0.831</i>		<i>97.5</i>	<i>21-113</i>				
<i>Surrogate: SURR: 2,4,6-Tribromophenol</i>	<i>1.36</i>		<i>mg/kg wet</i>	<i>1.66</i>		<i>81.9</i>	<i>19-110</i>				
<i>Surrogate: SURR: Terphenyl-d14</i>	<i>0.840</i>		<i>mg/kg wet</i>	<i>0.831</i>		<i>101</i>	<i>24-116</i>				



Semivolatile Organic Compounds by GC/MS/SIM - Quality Control Data

ALS Environmental - Stratford

Analyte	Result	Reporting Limit	Units	Spike Level	Source* Result	%REC	%REC Limits	Flag	RPD	RPD Limit	Flag
Batch BC60780 - EPA 3510C											
Blank (BC60780-BLK2)											
											Prepared & Analyzed: 03/13/2026
Acenaphthene	ND	0.0500	ug/L								
Acenaphthylene	ND	0.0500	ug/L								
Anthracene	ND	0.0500	ug/L								
Atrazine	ND	0.500	ug/L								
Benzo(a)anthracene	ND	0.0500	ug/L								
Benzo(a)pyrene	ND	0.0500	ug/L								
Benzo(b)fluoranthene	ND	0.0500	ug/L								
Benzo(g,h,i)perylene	ND	0.0500	ug/L								
Benzo(k)fluoranthene	ND	0.0500	ug/L								
Bis(2-ethylhexyl)phthalate	ND	0.500	ug/L								
Chrysene	ND	0.0500	ug/L								
Dibenzo(a,h)anthracene	ND	0.0500	ug/L								
Fluoranthene	ND	0.0500	ug/L								
Fluorene	ND	0.0500	ug/L								
Hexachlorobenzene	ND	0.0200	ug/L								
Hexachlorobutadiene	ND	0.500	ug/L								
Hexachloroethane	ND	0.500	ug/L								
Indeno(1,2,3-cd)pyrene	ND	0.0500	ug/L								
Naphthalene	ND	0.0500	ug/L								
Nitrobenzene	ND	0.250	ug/L								
N-Nitrosodimethylamine	ND	0.500	ug/L								
Pentachlorophenol	ND	0.250	ug/L								
Phenanthrene	ND	0.0500	ug/L								
Pyrene	ND	0.0500	ug/L								



Semivolatile Organic Compounds by GC/MS/SIM - Quality Control Data

ALS Environmental - Stratford

Analyte	Result	Reporting Limit	Units	Spike Level	Source* Result	%REC	%REC Limits	Flag	RPD	RPD Limit	Flag
Batch BC60780 - EPA 3510C											
LCS (BC60780-BS2)						Prepared & Analyzed: 03/13/2026					
Acenaphthene	0.500	0.0500	ug/L	1.00		50.0	25-116				
Acenaphthylene	0.523	0.0500	ug/L	1.00		52.3	26-116				
Anthracene	0.511	0.0500	ug/L	1.00		51.1	25-123				
Benzo(a)anthracene	0.568	0.0500	ug/L	1.00		56.8	33-125				
Benzo(a)pyrene	0.570	0.0500	ug/L	1.00		57.0	32-132				
Benzo(b)fluoranthene	0.586	0.0500	ug/L	1.00		58.6	22-137				
Benzo(g,h,i)perylene	0.624	0.0500	ug/L	1.00		62.4	10-138				
Benzo(k)fluoranthene	0.634	0.0500	ug/L	1.00		63.4	20-137				
Bis(2-ethylhexyl)phthalate	0.770	0.500	ug/L	1.00		77.0	10-189				
Chrysene	0.635	0.0500	ug/L	1.00		63.5	32-124				
Dibenzo(a,h)anthracene	0.631	0.0500	ug/L	1.00		63.1	16-133				
Fluoranthene	0.554	0.0500	ug/L	1.00		55.4	32-121				
Fluorene	0.550	0.0500	ug/L	1.00		55.0	28-118				
Hexachlorobenzene	0.528	0.0200	ug/L	1.00		52.8	23-124				
Hexachlorobutadiene	ND	0.500	ug/L	1.00			15-123	Low Bias			
Hexachloroethane	2.16	0.500	ug/L	1.00		216	18-115	High Bias			
Indeno(1,2,3-cd)pyrene	0.602	0.0500	ug/L	1.00		60.2	15-135				
Naphthalene	0.478	0.0500	ug/L	1.00		47.8	18-120				
Nitrobenzene	0.292	0.250	ug/L	1.00		29.2	21-121				
N-Nitrosodimethylamine	ND	0.500	ug/L	1.00			10-124	Low Bias			
Pentachlorophenol	0.252	0.250	ug/L	1.00		25.2	10-156				
Phenanthrene	0.553	0.0500	ug/L	1.00		55.3	24-127				
Pyrene	0.617	0.0500	ug/L	1.00		61.7	31-132				



Metals Total - Quality Control Data

ALS Environmental - Stratford

Analyte	Result	Reporting Limit	Units	Spike Level	Source* Result	%REC	%REC Limits	Flag	RPD	RPD Limit	Flag
Batch BC60908 - EPA 3050B											
Blank (BC60908-BLK1)											
										Prepared: 03/16/2026 Analyzed: 03/17/2026	
Aluminum	ND	4.17	mg/kg wet								
Antimony	ND	2.08	mg/kg wet								
Arsenic	ND	1.25	mg/kg wet								
Barium	ND	2.08	mg/kg wet								
Beryllium	ND	0.042	mg/kg wet								
Cadmium	ND	0.250	mg/kg wet								
Calcium	7.66	4.17	mg/kg wet								
Chromium	ND	0.417	mg/kg wet								
Cobalt	ND	0.333	mg/kg wet								
Copper	ND	1.67	mg/kg wet								
Iron	ND	20.8	mg/kg wet								
Lead	ND	0.417	mg/kg wet								
Magnesium	ND	4.17	mg/kg wet								
Manganese	ND	0.417	mg/kg wet								
Nickel	ND	0.830	mg/kg wet								
Potassium	ND	4.17	mg/kg wet								
Selenium	ND	2.08	mg/kg wet								
Silver	ND	0.420	mg/kg wet								
Sodium	ND	41.7	mg/kg wet								
Thallium	ND	1.67	mg/kg wet								
Vanadium	ND	0.830	mg/kg wet								
Zinc	ND	2.08	mg/kg wet								
Dilution Check (BC60908-SRL1)											
*Source sample: 26C0848-09 (Dilution Check)						Prepared: 03/16/2026 Analyzed: 03/17/2026					
Aluminum	5580	22.3	mg/kg dry		5200				7.24	10	
Antimony	ND	11.1	mg/kg dry		ND					10	
Arsenic	ND	6.68	mg/kg dry		ND					10	
Barium	21.9	11.1	mg/kg dry		20.7			5.67		10	
Beryllium	ND	0.224	mg/kg dry		ND					10	
Cadmium	ND	1.34	mg/kg dry		ND					10	
Calcium	15800	22.3	mg/kg dry		14500			9.23		10	
Chromium	8.06	2.23	mg/kg dry		7.40			8.90		10	
Cobalt	3.96	1.78	mg/kg dry		3.70			7.23		10	
Copper	29.6	8.91	mg/kg dry		29.7			0.420		10	
Iron	9460	111	mg/kg dry		9210			2.79		10	
Lead	28.0	2.23	mg/kg dry		26.9			4.11		10	
Magnesium	6620	22.3	mg/kg dry		6150			7.74		10	
Manganese	115	2.23	mg/kg dry		108			6.14		10	
Nickel	9.84	4.44	mg/kg dry		8.81			11.7		10	Non-dir.
Potassium	432	22.3	mg/kg dry		426			1.43		10	
Selenium	ND	11.1	mg/kg dry		ND					10	
Silver	ND	2.24	mg/kg dry		ND					10	
Sodium	243	223	mg/kg dry		ND			9.62		10	
Thallium	ND	8.92	mg/kg dry		ND					10	
Vanadium	38.4	4.44	mg/kg dry		37.0			3.83		10	
Zinc	36.0	11.1	mg/kg dry		32.1			12.2		10	Non-dir.



Metals Total - Quality Control Data

ALS Environmental - Stratford

Analyte	Result	Reporting Limit	Units	Spike Level	Source* Result	%REC	%REC Limits	Flag	RPD	RPD Limit	Flag
Batch BC60908 - EPA 3050B											
Reference (BC60908-SRM1)						Prepared: 03/16/2026 Analyzed: 03/17/2026					
Aluminum	8090	4.17	mg/kg wet	7680		105	49.1-132.8				
Antimony	65.3	2.08	mg/kg wet	240		27.2	0-99.6				
Arsenic	216	1.25	mg/kg wet	264		81.9	68.2-99.6				
Barium	353	2.08	mg/kg wet	402		87.8	72.6-105.7				
Beryllium	220	0.042	mg/kg wet	253		86.9	74.7-106.3				
Cadmium	166	0.250	mg/kg wet	209		79.6	70.8-103.3				
Calcium	4050	4.17	mg/kg wet	4280		94.5	76.9-110.5				
Chromium	87.2	0.417	mg/kg wet	101		86.4	73.4-106.9				
Cobalt	125	0.333	mg/kg wet	139		89.7	77-107.9				
Copper	179	1.67	mg/kg wet	196		91.6	75.5-106.1				
Iron	7180	20.8	mg/kg wet	7360		97.5	52-123.9				
Lead	115	0.417	mg/kg wet	130		88.8	74.9-108.5				
Magnesium	1950	4.17	mg/kg wet	2000		97.7	68.5-112				
Manganese	216	0.417	mg/kg wet	240		90.0	74.6-109.2				
Nickel	77.9	0.830	mg/kg wet	91.4		85.2	73.3-105.4				
Potassium	2370	4.17	mg/kg wet	2380		99.7	64.3-114.7				
Selenium	182	2.08	mg/kg wet	212		85.9	68.9-107.1				
Silver	62.3	0.420	mg/kg wet	80.2		77.7	73.8-111.8				
Sodium	713	41.7	mg/kg wet	785		90.8	68-115.4				
Thallium	258	1.67	mg/kg wet	299		86.4	72.2-107.4				
Vanadium	229	0.830	mg/kg wet	269		85.2	69.1-107.8				
Zinc	407	2.08	mg/kg wet	500		81.5	71.6-107.8				
Batch BC60990 - EPA 3050B											
Blank (BC60990-BLK1)						Prepared: 03/17/2026 Analyzed: 03/18/2026					
Aluminum	ND	4.17	mg/kg wet								
Antimony	ND	2.08	mg/kg wet								
Arsenic	ND	1.25	mg/kg wet								
Barium	ND	2.08	mg/kg wet								
Beryllium	ND	0.042	mg/kg wet								
Cadmium	ND	0.250	mg/kg wet								
Calcium	ND	4.17	mg/kg wet								
Chromium	ND	0.417	mg/kg wet								
Cobalt	ND	0.333	mg/kg wet								
Copper	ND	1.67	mg/kg wet								
Iron	ND	20.8	mg/kg wet								
Lead	ND	0.417	mg/kg wet								
Magnesium	ND	4.17	mg/kg wet								
Manganese	ND	0.417	mg/kg wet								
Nickel	ND	0.830	mg/kg wet								
Potassium	ND	4.17	mg/kg wet								
Selenium	ND	2.08	mg/kg wet								
Silver	ND	0.420	mg/kg wet								
Sodium	ND	41.7	mg/kg wet								
Thallium	ND	1.67	mg/kg wet								
Vanadium	ND	0.830	mg/kg wet								
Zinc	ND	2.08	mg/kg wet								



Metals Total - Quality Control Data

ALS Environmental - Stratford

Analyte	Result	Reporting Limit	Units	Spike Level	Source* Result	%REC	%REC Limits	Flag	RPD	RPD Limit	Flag	
Batch BC60990 - EPA 3050B												
Dilution Check (BC60990-SRL1)					*Source sample: 26C0836-03 (Dilution Check)			Prepared: 03/17/2026 Analyzed: 03/18/2026				
Aluminum	16400	25.9	mg/kg dry		12200				33.7	10	Non-dir.	
Antimony	ND	13.0	mg/kg dry		ND					10		
Arsenic	ND	7.78	mg/kg dry		ND					10		
Barium	243	12.9	mg/kg dry		178				36.6	10	Non-dir.	
Beryllium	0.690	0.261	mg/kg dry		0.538				28.1	10	Non-dir.	
Cadmium	ND	1.56	mg/kg dry		ND					10		
Calcium	21400	25.9	mg/kg dry		15600				37.2	10	Non-dir.	
Chromium	40.3	2.60	mg/kg dry		29.5				36.3	10	Non-dir.	
Cobalt	10.7	2.07	mg/kg dry		7.93				35.5	10	Non-dir.	
Copper	83.9	10.4	mg/kg dry		66.4				26.4	10	Non-dir.	
Iron	23000	130	mg/kg dry		17600				30.6	10	Non-dir.	
Lead	458	2.60	mg/kg dry		335				36.4	10	Non-dir.	
Magnesium	8110	26.0	mg/kg dry		6000				35.1	10	Non-dir.	
Manganese	387	2.60	mg/kg dry		285				36.0	10	Non-dir.	
Nickel	35.6	5.17	mg/kg dry		26.3				35.7	10	Non-dir.	
Potassium	4780	26.0	mg/kg dry		3550				34.8	10	Non-dir.	
Selenium	ND	13.0	mg/kg dry		ND					10		
Silver	ND	2.61	mg/kg dry		ND					10		
Sodium	462	259	mg/kg dry		335				38.0	10	Non-dir.	
Thallium	ND	10.4	mg/kg dry		ND					10		
Vanadium	48.9	5.17	mg/kg dry		36.8				32.8	10	Non-dir.	
Zinc	208	12.9	mg/kg dry		148				40.9	10	Non-dir.	
Reference (BC60990-SRM1)						Prepared: 03/17/2026 Analyzed: 03/18/2026						
Aluminum	7340	4.17	mg/kg wet	7680		95.5	49.1-132.8					
Antimony	68.8	2.08	mg/kg wet	240		28.7	0-99.6					
Arsenic	227	1.25	mg/kg wet	264		86.1	68.2-99.6					
Barium	357	2.08	mg/kg wet	402		88.8	72.6-105.7					
Beryllium	225	0.042	mg/kg wet	253		89.0	74.7-106.3					
Cadmium	174	0.250	mg/kg wet	209		83.3	70.8-103.3					
Calcium	4050	4.17	mg/kg wet	4280		94.5	76.9-110.5					
Chromium	90.0	0.417	mg/kg wet	101		89.1	73.4-106.9					
Cobalt	127	0.333	mg/kg wet	139		91.2	77-107.9					
Copper	181	1.67	mg/kg wet	196		92.4	75.5-106.1					
Iron	7130	20.8	mg/kg wet	7360		96.8	52-123.9					
Lead	124	0.417	mg/kg wet	130		95.3	74.9-108.5					
Magnesium	1920	4.17	mg/kg wet	2000		96.0	68.5-112					
Manganese	220	0.417	mg/kg wet	240		91.8	74.6-109.2					
Nickel	82.9	0.830	mg/kg wet	91.4		90.7	73.3-105.4					
Potassium	2280	4.17	mg/kg wet	2380		95.7	64.3-114.7					
Selenium	190	2.08	mg/kg wet	212		89.6	68.9-107.1					
Silver	40.7	0.420	mg/kg wet	80.2		50.7	73.8-111.8	Low Bias				
Sodium	719	41.7	mg/kg wet	785		91.6	68-115.4					
Thallium	273	1.67	mg/kg wet	299		91.2	72.2-107.4					
Vanadium	232	0.830	mg/kg wet	269		86.3	69.1-107.8					
Zinc	435	2.08	mg/kg wet	500		86.9	71.6-107.8					



Metals Total - Quality Control Data

ALS Environmental - Stratford

Analyte	Result	Reporting Limit	Units	Spike Level	Source* Result	%REC	%REC Limits	Flag	RPD	RPD Limit	Flag
Batch BC60999 - EPA 3015A											
Blank (BC60999-BLK1) Prepared: 03/17/2026 Analyzed: 03/18/2026											
Antimony	ND	1.11	ug/L								
Arsenic	ND	1.11	ug/L								
Beryllium	ND	0.333	ug/L								
Cadmium	ND	0.556	ug/L								
Thallium	ND	1.11	ug/L								
LCS (BC60999-BS1) Prepared: 03/17/2026 Analyzed: 03/18/2026											
Antimony	45.9		ug/L	50.0		91.8	80-120				
Arsenic	46.6		ug/L	50.0		93.3	80-120				
Beryllium	52.8		ug/L	50.0		106	80-120				
Cadmium	45.4		ug/L	50.0		90.8	80-120				
Thallium	46.7		ug/L	50.0		93.3	80-120				
Duplicate (BC60999-DUP1) *Source sample: 26C0754-13 (WB-SB01-GW) Prepared: 03/17/2026 Analyzed: 03/18/2026											
Antimony	ND	1.11	ug/L		ND					20	
Arsenic	2.82	1.11	ug/L		2.84				0.707	20	
Beryllium	ND	0.333	ug/L		ND					20	
Cadmium	ND	0.556	ug/L		ND					20	
Thallium	ND	1.11	ug/L		ND					20	
Matrix Spike (BC60999-MS1) *Source sample: 26C0754-13 (WB-SB01-GW) Prepared: 03/17/2026 Analyzed: 03/18/2026											
Antimony	45.1		ug/L	50.0	0.110	90.1	75-125				
Arsenic	48.7		ug/L	50.0	2.55	92.4	75-125				
Beryllium	30.2		ug/L	50.0	0.134	60.1	75-125	Low Bias			
Cadmium	44.2		ug/L	50.0	0.040	88.4	75-125				
Thallium	47.6		ug/L	50.0	0.071	95.0	75-125				
Dilution Check (BC60999-SRL1) *Source sample: 26C0754-13 (WB-SB01-GW) Prepared: 03/17/2026 Analyzed: 03/18/2026											
Antimony	ND	5.56	ug/L		ND					10	
Arsenic	ND	5.56	ug/L		ND					10	
Beryllium	ND	1.67	ug/L		ND					10	
Cadmium	ND	2.78	ug/L		ND					10	
Thallium	ND	5.56	ug/L		ND					10	



Metals Total - Quality Control Data

ALS Environmental - Stratford

Analyte	Result	Reporting Limit	Units	Spike Level	Source* Result	%REC	%REC Limits	Flag	RPD	RPD Limit	Flag
Batch BC61003 - EPA 3015A											
Blank (BC61003-BLK1) Prepared: 03/17/2026 Analyzed: 03/18/2026											
Aluminum	ND	0.556	mg/L								
Barium	ND	0.0278	mg/L								
Calcium	ND	0.556	mg/L								
Chromium	ND	0.00556	mg/L								
Cobalt	ND	0.00444	mg/L								
Copper	ND	0.0222	mg/L								
Iron	ND	0.278	mg/L								
Lead	ND	0.00667	mg/L								
Magnesium	ND	0.0667	mg/L								
Manganese	ND	0.00556	mg/L								
Nickel	ND	0.0111	mg/L								
Selenium	ND	0.0278	mg/L								
Potassium	ND	1.11	mg/L								
Selenium	ND	0.0278	mg/L								
Silver	ND	0.00667	mg/L								
Sodium	ND	1.11	mg/L								
Vanadium	ND	0.0111	mg/L								
Zinc	ND	0.0278	mg/L								
LCS (BC61003-BS1) Prepared: 03/17/2026 Analyzed: 03/18/2026											
Aluminum	2.24		ug/mL	2.00		112	80-120				
Barium	2.05		ug/mL	2.00		103	80-120				
Calcium	1.08		ug/mL	1.00		108	80-120				
Chromium	0.211		ug/mL	0.200		106	80-120				
Cobalt	0.512		ug/mL	0.500		102	80-120				
Copper	0.276		ug/mL	0.250		110	80-120				
Iron	1.04		ug/mL	1.00		104	80-120				
Lead	0.539		ug/mL	0.500		108	80-120				
Magnesium	1.12		ug/mL	1.00		112	80-120				
Manganese	0.537		ug/mL	0.500		107	80-120				
Nickel	0.539		ug/mL	0.500		108	80-120				
Selenium	1.97		ug/mL	2.00		98.4	80-120				
Potassium	1.09		ug/mL	1.00		109	80-120				
Selenium	1.97		ug/mL	2.00		98.4	80-120				
Silver	0.0525		ug/mL	0.0500		105	80-120	High Bias			
Sodium	1.26		ug/mL	1.00		126	80-120				
Vanadium	0.527		ug/mL	0.500		105	80-120				
Zinc	0.500		ug/mL	0.500		100	80-120				



Metals Total - Quality Control Data

ALS Environmental - Stratford

Analyte	Result	Reporting Limit	Units	Spike Level	Source* Result	%REC	%REC Limits	Flag	RPD	RPD Limit	Flag	
Batch BC61003 - EPA 3015A												
Dilution Check (BC61003-SRL1)					*Source sample: 26C0734-12 (Dilution Check)			Prepared: 03/17/2026 Analyzed: 03/18/2026				
Aluminum	3.51	2.78	mg/L		1.13				NR	10	Non-dir.	
Barium	0.113	0.139	mg/L		0.0709				59.9	10	Non-dir.	
Calcium	140	2.78	mg/L		113				23.5	10	Non-dir.	
Chromium	0.0217	0.0278	mg/L		0.00900				141	10	Non-dir.	
Cobalt	ND	0.0222	mg/L		ND					10		
Copper	0.0733	0.111	mg/L		ND				NR	10	Non-dir.	
Iron	8.44	1.39	mg/L		6.88				22.7	10	Non-dir.	
Lead	0.178	0.0333	mg/L		0.123				45.1	10	Non-dir.	
Magnesium	22.9	0.333	mg/L		10.8				113	10	Non-dir.	
Manganese	0.301	0.0278	mg/L		0.269				11.8	10	Non-dir.	
Nickel	ND	0.0556	mg/L		ND					10		
Selenium	ND	0.139	mg/L		ND					10		
Potassium	24.3	5.56	mg/L		14.6				66.9	10	Non-dir.	
Selenium	ND	0.139	mg/L		ND					10		
Silver	ND	0.0333	mg/L		ND					10		
Sodium	74.1	5.56	mg/L		60.5				22.6	10	Non-dir.	
Vanadium	0.0144	0.0556	mg/L		0.00889				62.5	10	Non-dir.	
Zinc	0.265	0.139	mg/L		0.102				161	10	Non-dir.	



Mercury Total - Quality Control Data

ALS Environmental - Stratford

Analyte	Result	Reporting Limit	Units	Spike Level	Source* Result	%REC	%REC Limits	Flag	RPD	RPD Limit	Flag
Batch BC60878 - EPA 7473 soil											
Blank (BC60878-BLK1)						Prepared & Analyzed: 03/16/2026					
Mercury	ND	0.0300	mg/kg wet								
Reference (BC60878-SRM1)						Prepared & Analyzed: 03/16/2026					
Mercury	17.527		mg/kg	24.0		73.0	55.8-109.6				
Batch BC61028 - EPA SW846-7470A											
Blank (BC61028-BLK1)						Prepared & Analyzed: 03/18/2026					
Mercury	ND	0.0002	mg/L								
LCS (BC61028-BS1)						Prepared & Analyzed: 03/18/2026					
Mercury	0.00086231	0.0002	mg/L	0.00100		86.2	80-120				



Anions by Ion Chromatography - Quality Control Data

ALS Environmental - Stratford

Analyte	Result	Reporting Limit	Units	Spike Level	Source* Result	%REC	%REC Limits	Flag	RPD	RPD Limit	Flag
Batch BC60989 - EPA 300											
Blank (BC60989-BLK1)						Prepared & Analyzed: 03/16/2026					
Fluoride	ND	0.100	mg/L								
LCS (BC60989-BS1)						Prepared & Analyzed: 03/16/2026					
Fluoride	10.3	0.100	mg/L	10.0		103	90-110				
Batch BC60992 - EPA 300											
Blank (BC60992-BLK1)						Prepared & Analyzed: 03/17/2026					
Fluoride	ND	2.00	mg/kg								
Blank (BC60992-BLK2)						Prepared & Analyzed: 03/17/2026					
Fluoride	ND	2.00	mg/kg								
LCS (BC60992-BS1)						Prepared & Analyzed: 03/17/2026					
Fluoride	10.4	0.200	mg/kg	10.0		104	85-115				
Duplicate (BC60992-DUP1)						Prepared & Analyzed: 03/17/2026					
*Source sample: 26C0754-01 (WB-SB-01 (10-13'))											
Fluoride	ND	2.00	mg/kg		ND					15	
Duplicate (BC60992-DUP2)						Prepared & Analyzed: 03/17/2026					
*Source sample: 26C0754-02 (WB-SB-02 (8-12'))											
Fluoride	ND	2.00	mg/kg		ND					15	
Matrix Spike (BC60992-MS1)						Prepared & Analyzed: 03/17/2026					
*Source sample: 26C0754-01 (WB-SB-01 (10-13'))											
Fluoride	104	2.00	mg/kg	11.0	ND	949	85-115	High Bias			
Matrix Spike (BC60992-MS2)						Prepared & Analyzed: 03/17/2026					
*Source sample: 26C0754-02 (WB-SB-02 (8-12'))											
Fluoride	104	2.00	mg/kg	11.0	ND	943	85-115	High Bias			



Anions by Ion Chromatography - Quality Control Data

ALS Environmental - Stratford

Analyte	Result	Reporting Limit	Units	Spike Level	Source* Result	%REC	%REC Limits	Flag	RPD	RPD Limit	Flag		
Batch BC60992 - EPA 300													
Matrix Spike Dup (BC60992-MSD1)						*Source sample: 26C0754-01 (WB-SB-01 (10-13'))						Prepared & Analyzed: 03/17/2026	
Fluoride	104	2.00	mg/kg	11.0	ND	949	85-115	High Bias	0.0508	20			
Matrix Spike Dup (BC60992-MSD2)						*Source sample: 26C0754-02 (WB-SB-02 (8-12'))						Prepared & Analyzed: 03/17/2026	
Fluoride	104	2.00	mg/kg	11.0	ND	943	85-115	High Bias	0.0241	20			
Batch BC61074 - EPA 300													
Blank (BC61074-BLK1)												Prepared & Analyzed: 03/17/2026	
Fluoride	ND	0.100	mg/L										
LCS (BC61074-BS1)												Prepared & Analyzed: 03/17/2026	
Fluoride	10.1	0.100	mg/L	10.0		101	90-110						



Wet Chemistry Parameters - Quality Control Data

ALS Environmental - Stratford

Analyte	Result	Reporting Limit	Units	Spike Level	Source* Result	%REC	%REC Limits	Flag	RPD	RPD Limit	Flag
Batch BC60809 - Analysis Preparation											
Blank (BC60809-BLK1) Prepared & Analyzed: 03/16/2026											
Phosphorous, Total as P	ND	2.50	mg/kg wet								
Duplicate (BC60809-DUP1) *Source sample: 26C0754-04 (WB-SB-04 (8-12')) Prepared & Analyzed: 03/16/2026											
Phosphorous, Total as P	304	28.5	mg/kg dry		287				5.62	20	
Matrix Spike (BC60809-MS1) *Source sample: 26C0754-04 (WB-SB-04 (8-12')) Prepared & Analyzed: 03/16/2026											
Phosphorous, Total as P	541	28.5	mg/kg dry	28.5	287	887	0-200	High Bias			
Matrix Spike Dup (BC60809-MSD1) *Source sample: 26C0754-04 (WB-SB-04 (8-12')) Prepared & Analyzed: 03/16/2026											
Phosphorous, Total as P	208	28.5	mg/kg dry	28.5	287	NR	0-200	Low Bias	88.8	200	
Reference (BC60809-SRM1) Prepared & Analyzed: 03/16/2026											
Phosphorous, Total as P	922	50.0	mg/kg wet	1220		75.5	55.7-141.8				
Batch BC60886 - Analysis Preparation											
Blank (BC60886-BLK1) Prepared & Analyzed: 03/16/2026											
Phosphorous, Total as P	ND	0.020	mg/L								
LCS (BC60886-BS1) Prepared & Analyzed: 03/16/2026											
Phosphorous, Total as P	0.55	0.020	mg/L	0.500		109	80-120				
Batch BC60926 - Analysis Preparation											
Blank (BC60926-BLK1) Prepared & Analyzed: 03/16/2026											
Phosphorous, Total as P	ND	2.50	mg/kg wet								



Wet Chemistry Parameters - Quality Control Data

ALS Environmental - Stratford

Analyte	Result	Reporting Limit	Units	Spike Level	Source* Result	%REC	%REC Limits	Flag	RPD	RPD Limit	Flag
Batch BC60926 - Analysis Preparation											
Duplicate (BC60926-DUP1)		*Source sample: 26C0754-08 (WB-SS-02 (0-6"))				Prepared & Analyzed: 03/16/2026					
Phosphorous, Total as P	489	32.2	mg/kg dry		475				2.75	20	
Matrix Spike (BC60926-MS1)		*Source sample: 26C0754-08 (WB-SS-02 (0-6"))				Prepared & Analyzed: 03/16/2026					
Phosphorous, Total as P	557	32.2	mg/kg dry	32.2	475	254	0-200	High Bias			
Matrix Spike Dup (BC60926-MSD1)		*Source sample: 26C0754-08 (WB-SS-02 (0-6"))				Prepared & Analyzed: 03/16/2026					
Phosphorous, Total as P	564	32.2	mg/kg dry	32.2	475	274	0-200	High Bias	1.18	200	
Reference (BC60926-SRM1)						Prepared & Analyzed: 03/16/2026					
Phosphorous, Total as P	1040	50.0	mg/kg wet	1220		85.5	55.7-141.8				
Batch BC60969 - Analysis Preparation											
Blank (BC60969-BLK1)						Prepared & Analyzed: 03/17/2026					
Phosphorous, Total as P	ND	2.50	mg/kg wet								
Duplicate (BC60969-DUP1)		*Source sample: 26C0754-11 (WB-SS-05 (0-6"))				Prepared & Analyzed: 03/17/2026					
Phosphorous, Total as P	268	29.5	mg/kg dry		263				1.91	20	
Matrix Spike (BC60969-MS1)		*Source sample: 26C0754-11 (WB-SS-05 (0-6"))				Prepared & Analyzed: 03/17/2026					
Phosphorous, Total as P	214	14.8	mg/kg dry	29.5	263	NR	0-200	Low Bias			
Matrix Spike Dup (BC60969-MSD1)		*Source sample: 26C0754-11 (WB-SS-05 (0-6"))				Prepared & Analyzed: 03/17/2026					
Phosphorous, Total as P	215	14.8	mg/kg dry	29.5	263	NR	0-200	Low Bias	0.472	200	
Reference (BC60969-SRM1)						Prepared & Analyzed: 03/17/2026					
Phosphorous, Total as P	761	50.0	mg/kg wet	1220		62.3	55.7-141.8				



Wet Chemistry Parameters - Quality Control Data

ALS Environmental - Stratford

Analyte	Result	Reporting Limit	Units	Spike Level	Source* Result	%REC	%REC Limits	Flag	RPD	RPD Limit	Flag
Batch BC61053 - Analysis Preparation											
Blank (BC61053-BLK1)						Prepared & Analyzed: 03/18/2026					
Phosphorous, Total as P	ND	0.020	mg/L								
LCS (BC61053-BS1)						Prepared & Analyzed: 03/18/2026					
Phosphorous, Total as P	0.56	0.020	mg/L	0.500		112	80-120				
Duplicate (BC61053-DUP1) *Source sample: 26C0754-15 (WB-SB03-GW)						Prepared & Analyzed: 03/18/2026					
Phosphorous, Total as P	1.6	0.10	mg/L		1.5				2.20	20	
Matrix Spike (BC61053-MS1) *Source sample: 26C0754-15 (WB-SB03-GW)						Prepared & Analyzed: 03/18/2026					
Phosphorous, Total as P	1.1	0.020	mg/L	0.500	1.5	NR	75-125	Low Bias			
Matrix Spike Dup (BC61053-MSD1) *Source sample: 26C0754-15 (WB-SB03-GW)						Prepared & Analyzed: 03/18/2026					
Phosphorous, Total as P	1.1	0.020	mg/L	0.500	1.5	NR	75-125	Low Bias	0.486	200	



Miscellaneous Physical Parameters - Quality Control Data

ALS Environmental - Stratford

Analyte	Result	Reporting Limit	Units	Spike Level	Source* Result	%REC	%REC Limits	Flag	RPD	RPD Limit	Flag
Batch BC60749 - % Solids Prep											
Blank (BC60749-BLK1)											
Prepared & Analyzed: 03/13/2026											
% Solids	ND	0.100	%								



Sample and Data Qualifiers Relating to This Work Order

S-08	The recovery of this surrogate was outside of QC limits.
QM-07	The spike recovery was outside acceptance limits for the MS and/or MSD. The batch was accepted based on acceptable LCS recovery.
QL-02	This LCS analyte is outside Laboratory Recovery limits due the analyte behavior using the referenced method. The reference method has certain limitations with respect to analytes of this nature.
M-BS	The recovery for this element in the batch blank spike recovered slightly outside of control limits
J	Detected below the Reporting Limit but greater than or equal to the Method Detection Limit (MDL/LOD) or in the case of a TIC, the result is an estimated concentration.
ICVE	The value reported is ESTIMATED. The value is estimated due to its behavior during initial calibration verification (recovery exceeded 30% of expected value).
HT-pH	HOLDING TIME EXCEEDED. Samples for pH must be measured in the field or within 15 minutes of sample collection.
EXT-EM	The sample exhibited emulsion formation during the extraction process. This may affect surrogate recoveries.
CCVE	The value reported is ESTIMATED. The value is estimated due to its behavior during continuing calibration verification (>20% Difference for average Rf or >20% Drift for quadratic fit).
CAL-E	The value reported is ESTIMATED. The value is estimated due to its behavior during initial calibration (average Rf>20%)
B	Analyte is found in the associated analysis batch blank. For volatiles, methylene chloride and acetone are common lab contaminants.
/\	Analyte is not certified but the state of sample origination offer certification for the Analyte

Definitions and Other Explanations

*	Analyte is not certified or the state of the samples origination does not offer certification for the Analyte.
ND	NOT DETECTED - the analyte is not detected at the Reported to level (LOQ/RL or LOD/MDL)
RL	REPORTING LIMIT - the minimum reportable value based upon the lowest point in the analyte calibration curve.
LOQ	LIMIT OF QUANTITATION - the minimum concentration of a target analyte that can be reported within a specified degree of confidence. This is the lowest point in an analyte calibration curve that has been subjected to all steps of the processing/analysis and verified to meet defined criteria. This is based upon NELAC 2009 Standards and applies to all analyses.
LOD	LIMIT OF DETECTION - a verified estimate of the minimum concentration of a substance in a given matrix that an analytical process can reliably detect. This is based upon NELAC 2009 Standards and applies to all analyses conducted under the auspices of EPA SW-846.
MDL	METHOD DETECTION LIMIT - a statistically derived estimate of the minimum amount of a substance an analytical system can reliably detect with a 99% confidence that the concentration of the substance is greater than zero. This is based upon 40 CFR Part 136 Appendix B and applies only to EPA 600 and 200 series methods.
Reported to	This indicates that the data for a particular analysis is reported to either the LOD/MDL, or the LOQ/RL. In cases where the "Reported to" is located above the LOD/MDL, any value between this and the LOQ represents an estimated value which is "J" flagged accordingly. This applies to volatile and semi-volatile target compounds only.
NR	Not reported
RPD	Relative Percent Difference
Wet	The data has been reported on an as-received (wet weight) basis
Low Bias	Low Bias flag indicates that the recovery of the flagged analyte is below the laboratory or regulatory lower control limit. The data user should take note that this analyte may be biased low but should evaluate multiple lines of evidence including the LCS and site-specific MS/MSD data to draw bias conclusions. In cases where no site-specific MS/MSD was requested, only the LCS data can be used to evaluate such bias.



High Bias High Bias flag indicates that the recovery of the flagged analyte is above the laboratory or regulatory upper control limit. The data user should take note that this analyte may be biased high but should evaluate multiple lines of evidence including the LCS and site-specific MS/MSD data to draw bias conclusions. In cases where no site-specific MS/MSD was requested, only the LCS data can be used to evaluate such bias.

Non-Dir. Non-dir. flag (Non-Directional Bias) indicates that the Relative Percent Difference (RPD) (a measure of precision) among the MS and MSD data is outside the laboratory or regulatory control limit. This alerts the data user where the MS and MSD are from site-specific samples that the RPD is high due to either non-homogeneous distribution of target analyte between the MS/MSD or indicates poor reproducibility for other reasons.

If EPA SW-846 method 8270 is included herein it is noted that the target compound N-nitrosodiphenylamine (NDPA) decomposes in the gas chromatographic inlet and cannot be separated from diphenylamine (DPA). These results could actually represent 100% DPA, 100% NDPA or some combination of the two. For this reason, ALS reports the combined result for n-nitrosodiphenylamine and diphenylamine for either of these compounds as a combined concentration as Diphenylamine.

If Total PCBs are detected and the target aroclors reported are "Not detected", the Total PCB value is reported due to the presence of either or both Aroclors 1262 and 1268 which are non-target aroclors for some regulatory lists.

2-chloroethylvinyl ether readily breaks down under acidic conditions. Samples that are acid preserved, including standards will exhibit breakdown. The data user should take note.

Certification for pH is no longer offered by NYDOH ELAP.

Semi-Volatile and Volatile analyses are reported down to the LOD/MDL, with values between the LOD/MDL and the LOQ being "J" flagged as estimated results.

For analyses by EPA SW-846-8270D, the Limit of Quantitation (LOQ) reported for benzidine is based upon the lowest standard used for calibration and is not a verified LOQ due to this compound's propensity for oxidative losses during extraction/concentration procedures and non-reproducible chromatographic performance.
