ARCHITECTURAL AND HISTORIC DISTRICT REVIEW BOARD
VILLAGE OF WARWICK
November 4, 2025

AGENDA

LOCATION:
VILLAGE HALL
77 MAIN STREET, WARWICK, NY
5:00 P.M.

Call to Order
Pledge of Allegiance
Roll Call

1. Introduction by Chair Michael Bertolini.

2. Acceptance of Minutes: October 7, 2025

The vote on the foregoing motion was as follows:

Michael Bertolini _____ Chris DeHaan _____ Jane Glazman _____

Matthew LoPinto_____ Glenn Rhein _____

Discussion

1. **7 Forester Ave.; Historical Society**

   Seeking approval of Certificate of No Exterior Effect

   A. Removal of Annex

2. **38 Colonial Ave; Solar; Chris Smith**

   Seeking approval of Certificate of No Exterior Effect

   B.Solar Panels

3. **41 Colonial Ave; Fence; Tawnya Muhlod**

   Seeking approval of Certificate of No Exterior Effect

   C.Color and style of Fence

4. **29 Main St.; Acorn; Amy Easton -Fritzky**

Seeking approval of Certificate of No Exterior Effect and Alteration/Relocation of Permanent Sign

A. Color and style of Sign

B. Window Decals

Discussion: No discussion items

Adjournment

The Historical Society of the Town of Warwick

80 Main Street, PO Box 353, Warwick, NY 10990

845-986-3236~admin@whsny.org~www.whsny.org

To:
The Members of the Architectural and Historic Review Board
Village of Warwick
Warwick, New York

From:
Corrine Iurato, President
The Warwick Historical Society

Subject: Proposal for Removal of the Annex at the Historic Shingle House

Dear Members of the Architectural and Historic Review Board,

On behalf of the Warwick Historical Society, I am writing to formally present our intent to remove the annex attached to the historic Shingle House, located at 7 Forester Avenue, Warwick, N.Y.

The Shingle House, as one of the oldest surviving structures in the Village and a cornerstone of Warwick's architectural and cultural heritage, remains a vital part of our mission to preserve, share, and celebrate the history of the Town of Warwick. Over time, the annex—an addition constructed well after the original house—has deteriorated significantly and now poses both maintenance and structural concerns. More importantly, its removal will allow for a more historically accurate presentation of the property and the opportunity to restore the grounds to a condition more in keeping with the original 18th-century setting.

The Society's plan is to remove the annex in its entirety while ensuring that no damage occurs to the historic portion of the Shingle House. Once removed, the grounds will be carefully restored and landscaped to reflect the property's historic character. The project will be undertaken with full attention to preservation standards and with guidance from professionals experienced in historic restoration.

We respectfully seek the Board's review and approval to proceed with this work. The removal of the annex and restoration of the grounds will allow us to more accurately interpret the Shingle House for the public and preserve the integrity of this important landmark for future generations.

Thank you for your time and consideration. We appreciate your continued support of the Warwick Historical Society's efforts to protect and maintain our community's historic legacy.

Respectfully submitted,

Corrine Iurato
President
Warwick Historical Society

13

12
19

77 Main Street
Post Office Box 369
Warwick, NY 10990
www.villageofwarwickny.gov

(845) 986-2031
FAX (845) 986-6884
mayor@villageofwarwick.org
clerk@villageofwarwick.org

VILLAGE OF WARWICK

INCORPORATED 1867

*Bringing Pictures

Certificate of No Exterior Effect Application

Architectural and Historic Review Board (AHDRB)

Application Fee $75.00 ☑ Paid Check # 2461

Applicant Information Date 10/24/25

Name: The Historical Society of the Town of Warwick

Mailing Address: PO Box 353 Warwick NY 10990

Phone Number: 845-986-3236 Alt. Phone Number

Email Address: admin@whsny.org

Project Information

Business Name (if applicable) The Historical Society of the Town of Warwick

Project Address: 7 Forester Ave. S/B/L # 208.1-11

Property Owner: The Historical Society of the Town of Warwick

* The certificate of no exterior effect or certificate of appropriateness required under §7-7 and §7-8 of this chapter as a condition precedent to any alteration relating to any improvement in property located within the (Historic) district.

Be sure to carefully read through the application and complete all sections and provide all requested information. Any missing or incorrect information will result in delays with the application process.

Please read the Village of Warwick Zoning Code, Article VIII Warwick Village Historic District §145-24 through §145-24.1, for information such as criteria, procedure, exceptions, etc. The Zoning Code is available on the Village's website: www.villageofwarwickny.gov

Please read the Village of Warwick Code, Architectural and Historic District §5-1 through §5-6 and §7-1 through §7-14. The Village of Warwick Code is available on the Village's website: www.villageofwarwickny.gov

The following information must be included with the application:

1. A typed letter addressed to the Architectural and Historic Review Board describing the intent of the project, please be sure to include details such as exterior aesthetic renovations, additions, and changes.
2. Include (if applicable) renderings such as site plans, examples of paint/stain colors, roofing, siding, windows/trim, chimneys, fencing, retaining walls, lighting, landscaping, paving, walkways, porches/decks, steps and any other exterior designs elements and materials.
    a. If the project includes renderings or sight plans, please include (4) four paper copies as well as an electronic copy in the form of a PDF.

Completed applications along with all required paperwork can be dropped off or mailed to Village Hall, Attn. Building/Planning Department, P.O. Box 369, 77 Main Street, Warwick, NY 10990 and/or emailed to: planning@villageofwarwick.org

The certificate of no exterior effect or certificate of appropriateness required under §7-7 and §7-8 of this chapter as a condition precedent to any alteration relating to any improvement in property located within the district; including but not limited to houses, stores, warehouses, churches, schools, barns, fences, outhouses, pumps, gravestones, light fixtures, outdoor signs and other outdoor advertising fixtures. §7-3

§ 7-6. Regulation of alterations.

A. It shall be unlawful for any owner or person occupying property located within the district, or any other person, to make, permit or maintain any alteration to any improvement located within the district unless the Board has previously issued a certificate of no exterior effect or a certificate of appropriateness.

B. No application shall be approved and no permit shall be granted by the Building Inspector, Planning Board, Zoning Board of Appeals or Board of Trustees regarding the alteration of any improvement located within the district unless a certificate of no exterior effect or of appropriateness has been obtained from the Board. When such an application is received by the Building Inspector, Planning Board, Zoning Board of Appeals or Board of Trustees, a copy shall be sent to the Board, accompanied by a request for a certificate of appropriateness in relation to the work specified in the application.

The AHDRB meets on the 1st Tuesday of the month.
Please carefully review your application to ensure all required information is included with submission.
Any missing information will cause delays in the procedure.

Applicant Signature _____ **Date** 10/24/25

Amended 9.3.25

Trinity SOLAR

Village of Warwick|Building Department
77 Main St Warwick, NY 10990
T:(845)986-2031

To Whom it May Concern,

This letter, accompanied by a Certificate of No Effect application and (1) set of plans, is being written to confirm the installation of Solar Panels as well as show their location and orientation on the roof at 38 Colonial Avenue, Warwick NY 10990.

Please also see the attached check for $75 to pay a fee for the included Certificate of No Effect Application.

Name:Christopher White

Address: 38 Colonial Avenue, Warwick NY 10990

SBL: 208-1-4

Please contact at (631)319-7233 ext. 10110 if you have any questions, issues or concerns.

INSTALLATION OF NEW ROOF MOUNTED PV SOLAR SYSTEM

38 COLONIAL AVENUE
WARWICK, NY 10990

COLONIAL AVENUE

VICINITY MAP
SCALE: NTS

GENERAL NOTES

1. THE INSTALLATION CONTRACTOR IS RESPONSIBLE FOR INSTALLING ALL EQUIPMENT AND FOLLOWING ALL DIRECTIONS AND INSTRUCTIONS CONTAINED IN THE DRAWING PACKAGE AND INFORMATION RECEIVED FROM TRINITY.
2. THE INSTALLATION CONTRACTOR IS RESPONSIBLE FOR INSTALLING ALL EQUIPMENT AND FOLLOWING ALL DIRECTIONS AND INSTRUCTION CONTAINED IN THE COMPLETE MANUAL.
3. THE INSTALLATION CONTRACTOR IS RESPONSIBLE FOR READING AND UNDERSTANDING ALL DRAWINGS, COMPONENT AND INVERTER MANUALS PRIOR TO INSTALLATION. THE INSTALLATION CONTRACTOR IS ALSO REQUIRED TO HAVE ALL COMPONENT SWITCHES IN THE OFF POSITION AND FUSES REMOVED PRIOR TO THE INSTALLATION OF ALL FUSE BEARING SYSTEM COMPONENTS.
4. ONCE THE PHOTOVOLTAIC MODULES ARE MOUNTED, THE INSTALLATION CONTRACTOR SHOULD HAVE A MINIMUM OF ONE ELECTRICIAN WHO HAS ATTENDED A SOLAR PHOTOVOLTAIC INSTALLATION COURSE ON SITE.
5. FOR SAFETY, IT IS RECOMMENDED THAT THE INSTALLATION CREW ALWAYS HAVE A MINIMUM OF TWO PERSONS WORKING TOGETHER AND THAT EACH OF THE INSTALLATION CREW MEMBERS BE TRAINED IN FIRST AID AND CPR.
6. THIS SOLAR PHOTOVOLTAIC SYSTEM IS TO BE INSTALLED FOLLOWING THE CONVENTIONS OF THE NATIONAL ELECTRICAL CODE. ANY LOCAL CODE WHICH MAY SUPERSEDE THE NEC SHALL GOVERN.
7. ALL SYSTEM COMPONENTS TO BE INSTALLED WITH THIS SYSTEM ARE TO BE "UL" LISTED. ALL EQUIPMENT WILL BE NEMA 3R OUTDOOR RATED UNLESS INDOORS.

GENERAL NOTES CONTINUED

8. THE DC VOLTAGE FROM THE PANELS IS ALWAYS PRESENT AT THE DC DISCONNECT ENCLOSURE AND THE DC TERMINALS OF THE INVERTER DURING DAYLIGHT HOURS. ALL PERSONS WORKING ON OR INVOLVED WITH THE PHOTOVOLTAIC SYSTEM ARE WARNED THAT THE SOLAR MODULES ARE ENERGIZED WHENEVER THEY ARE EXPOSED TO LIGHT.
9. ALL PORTIONS OF THIS SOLAR PHOTOVOLTAIC SYSTEM SHALL BE MARKED CLEARLY IN ACCORDANCE WITH THE NATIONAL ELECTRICAL CODE ARTICLE 690 & 705.
10. PRIOR TO THE INSTALLATION OF THIS PHOTOVOLTAIC SYSTEM, THE INSTALLATION CONTRACTOR SHALL ATTEND A PRE-INSTALLTION MEETING FOR THE REVIEW OF THE INSTALLATION PROCEDURES, SCHEDULES, SAFETY AND COORDINATION.
11. PRIOR TO THE SYSTEM START UP THE INSTALLATION CONTRACTOR SHALL ASSIST IN PERFORMING ALL INITIAL HARDWARE CHECKS AND DC WIRING CONDUCTIVITY CHECKS.
12. FOR THE PROPER MAINTENANCE AND ISOLATION OF THE INVERTERS REFER TO THE ISOLATION PROCEDURES IN THE OPERATION MANUAL.
13. THE LOCATION OF PROPOSED ELECTRIC AND TELEPHONE UTILITIES ARE SUBJECT TO FINAL APPROVAL OF THE APPROPRIATE UTILITY COMPANIES AND OWNERS.
14. ALL MATERIALS, WORKMANSHIP AND CONSTRUCTION FOR THE SITE IMPROVEMENTS SHOWN HEREIN SHALL BE IN ACCORDANCE WITH:
    A) CURRENT PREVAILING MUNICIPAL AND/OR COUNTY SPECIFICATIONS, STANDARDS AND REQUIREMENTS

GENERAL NOTES CONTINUED

14. B) CURRENT PREVAILING UTILITY COMPANY SPECIFICATIONS, STANDARDS, AND REQUIREMENTS
15. THIS SET OF PLANS HAVE BEEN PREPARED FOR THE PURPOSE OF MUNICIPAL AND AGENCY REVIEW AND APPROVAL. ONCE APPROVED, THE INSTALLATION CONTRACTOR IS RESPONSIBLE FOR INSTALLING ALL SYSTEM COMPONENTS AS DESCRIBED IN THE DRAWING PACKAGE.
16. ALL INFORMATION SHOWN MUST BE CERTIFIED PRIOR TO USE FOR CONSTRUCTION ACTIVITIES.

ABBREVIATIONS

AMP	AMPERE
AC	ALTERNATING CURRENT
AL	ALUMINUM
AF	AMP. FRAME
AFF	ABOVE FINISHED FLOOR
AFG	ABOVE FINISHED GRADE
AWG	AMERICAN WIRE GAUGE
C	CONDUIT (GENERIC TERM OF RACEWAY, PROVIDE AS SPECIFIED)
CB	COMBINER BOX
CKT	CIRCUIT
CT	CURRENT TRANSFORMER
CU	COPPER
DC	DIRECT CURRENT
DISC	DISCONNECT SWITCH
DWG	DRAWING
EC	ELECTRICAL SYSTEM INSTALLER
EMT	ELECTRICAL METALLIC TUBING
FS	FUSIBLE SWITCH
FU	FUSE
GND	GROUND
GFI	GROUND FAULT INTERRUPTER
HZ	FREQUENCY (CYCLES PER SECOND)

ABBREVIATIONS CONTINUED

JB	JUNCTION BOX
kCMIL	THOUSAND CIRCULAR MILS
kVA	KILO-VOLT AMPERE
kW	KILO-WATT
kWH	KILO-WATT HOUR
L	LINE
MCB	MAIN CIRCUIT BREAKER
MDP	MAIN DISTRIBUTION PANEL
MLO	MAIN LUG ONLY
MTD	MOUNTED
MTG	MOUNTING
N	NEUTRAL
NEC	NATIONAL ELECTRICAL CODE
NIC	NOT IN CONTRACT
NO #	NUMBER
NTS	NOT TO SCALE
OCP	OVER CURRENT PROTECTION
P	POLE
PB	PULL BOX
PH ∅	PHASE
PVC	POLY-VINYL CHLORIDE CONDUIT
PWR	POWER
QTY	QUANTITY
RGS	RIGID GALVANIZED STEEL
SN	SOLID NEUTRAL
JSWBD	SWITCHBOARD
TYP	TYPICAL
U.O.I.	UNLESS OTHERWISE INDICATED
WP	WEATHERPROOF
XFMR	TRANSFORMER
+72	MOUNT 72 INCHES TO BOTTOM OF ABOVE FINISHED FLOOR OR GRADE

SHEET INDEX

PV-1	COVER SHEET W/ SITE INFO & NOTES
PV-2	ROOF PLAN W/ MODULE LOCATIONS
PV-3	ELECTRICAL 3 LINE DIAGRAM
AP	APPENDIX

GENERAL NOTES

IF ISSUED DRAWING IS MARKED WITH A REVISION CHARACTER OTHER THAN "A", PLEASE BE ADVISED THAT FINAL EQUIPMENT AND/OR SYSTEM CHARACTERISTICS ARE SUBJECT TO CHANGE DUE TO AVAILABLITY OF EQUIPMENT.

STATE OF NEW YORK
AYRACON V. ALMARAZ
100315
LICENSED PROFESSIONAL ENGINEER
Exp: 12/31/2026

Issued / Revisions

NO.	DESCRIPTION	DATE
P1	ISSUED TO TOWNSHIP FOR PERMIT	8/8/2025

Project Title:
SALVATO, STEVE-
TRINITY ACCT #: 2025-07-1372073

Project Address:
38 COLONIAL AVENUE
WARWICK, NY 10990
41.2601, -74.3551

Drawing Title:
PROPOSED PV SOLAR SYSTEM

Drawing Information

DRAWING DATE:	8/8/2025
DRAWN BY:	NH
REVISED BY:	

System Information:

DC SYSTEM SIZE:	13.53kW
AC SYSTEM SIZE:	11.4kW
MODULE COUNT:	33
MODULES USED:	HANWHA 410
MODULE SPEC #:	Q.PEAK DUO BLK ML-G10.C+ 410
UTILITY COMPANY:	ORANGE ROCKLAND
UTILITY ACCT #:	62130-60000-0
UTILITY METER #:	701294765
DEAL TYPE:	IGS SOLAR, LLC

Rev. No.	Sheet
P1	PV - 1

Trinity SOLAR
2211 Allenwood Road
Wall, New Jersey 07719
877-786-7283
www.Trinity-Solar.com

NOTES : *REFER TO MODULE SPECS FOR MODULE DIMENSIONS
*DEPICTED MODULES MAY BE PORTRAIT OR LANDSCAPE

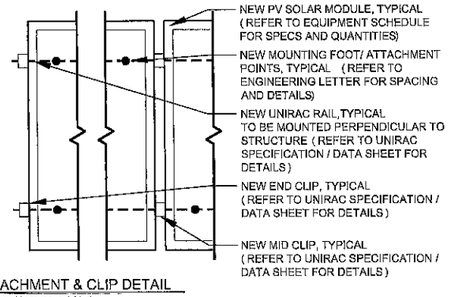

ATTACHMENT & CLIP DETAIL
SCALE: NOT TO SCALE

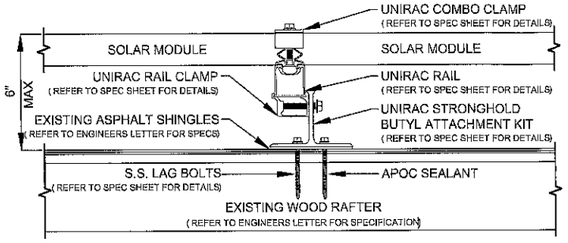

PV MODULE ATTACHMENT ON ASPHALT SHINGLED ROOF
SCALE: NOT TO SCALE

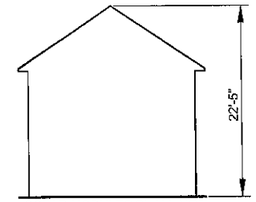

SOLAR MODULES SHALL NOT EXCEED PEAK HEIGHT.

HEIGHT FROM GROUND LEVEL TO PEAK OF ROOF
SCALE: NOT TO SCALE

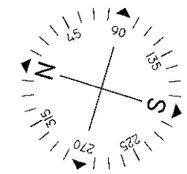

STATE OF NEW YORK
AYRACON V. ALMARAZ
100315
LICENSED PROFESSIONAL ENGINEER
Exp: 12/31/2026

ARRAY SCHEDULE

ROOF 1
MODULES: 0
PITCH: 26°
ORIENTATION: 74°

ROOF 2
MODULES: 0
PITCH: 26°
ORIENTATION: 254°

ROOF 3
MODULES: 17
PITCH: 14
ORIENTATION: 162

ROOF 4
MODULES: 0
PITCH: 17°
ORIENTATION: 343°

ROOF 5
MODULES: 12
PITCH: 29
ORIENTATION: 252

ROOF 6
MODULES: 0
PITCH: 36°
ORIENTATION: 162°

ROOF 7
MODULES: 0
PITCH: 36°
ORIENTATION: 342°

ROOF 8
MODULES: 4
PITCH: 29
ORIENTATION: 72

ROOF 9
MODULES: 0
PITCH: 36°
ORIENTATION: 252°

ROOF 10
MODULES: 0
PITCH: 36°
ORIENTATION: 72°

ROOF 11
MODULES: 0
PITCH: 25°
ORIENTATION: 341°

ROOF 12
MODULES: 0
PITCH: 25°
ORIENTATION: 306°

ROOF 13
MODULES: 0
PITCH: 25°
ORIENTATION: 29°

ROOF 14
MODULES: 0
PITCH: 25°
ORIENTATION: 253°

ROOF 15
MODULES: 0
PITCH: 25°
ORIENTATION: 73°

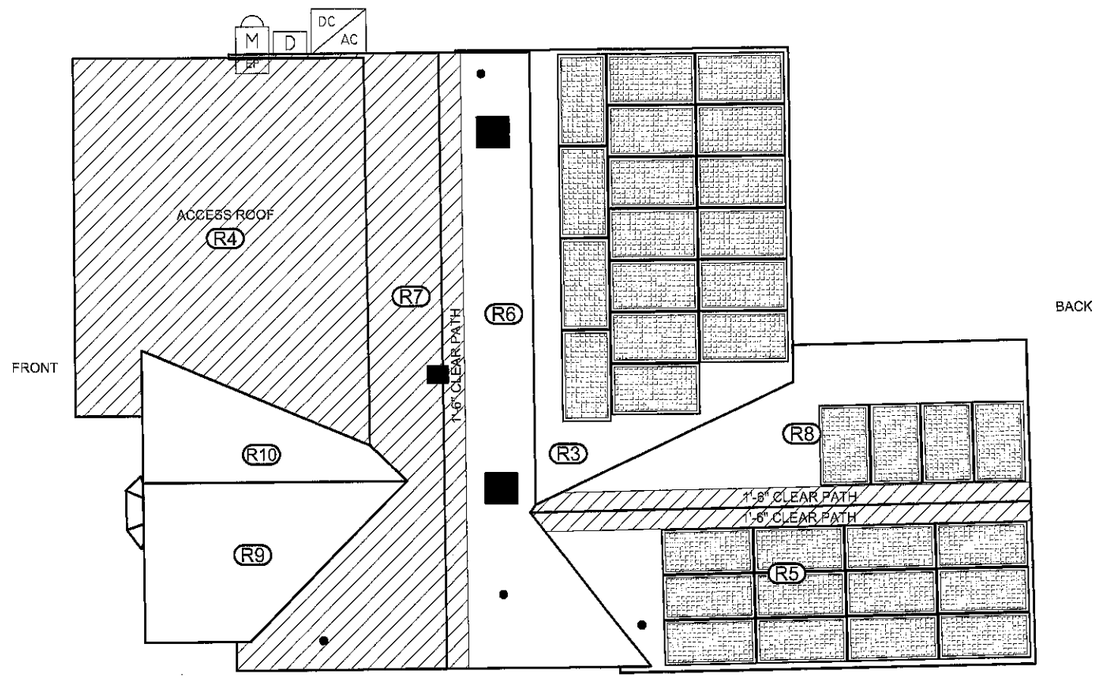

NOTES:
1.) ALL EQUIPMENT SHALL BE INSTALLED IN ACCORDANCE WITH THE MANUFACTURER'S INSTALLATION INSTRUCTIONS.
2.) ARRAY BONDING TO COMPLY WITH MANUFACTURER SPECIFICATION.
3.) ALL LOCATIONS ARE APPROXIMATE AND REQUIRE FIELD VERIFICATION.
4.) AN AC DISCONNECT SHALL BE GROUPED WITH INVERTER (S) NEC 690.13 (E) .
5.) ALL OUTDOOR EQUIPMENT SHALL BE RAIN TIGHT WITH MINIMUM NEMA 3R RATING.
6.) ROOFTOP SOLAR INSTALLATION ONLY PV ARRAY SHALL NOT EXTEND BEYOND THE EXISTING ROOF EDGE.

SYMBOL LEGEND

R1	INDICATES ROOF DESIGNATION . REFER TO ARRAY SCHEDULE FOR MORE INFORMATION	UD	INDICATES NEW UNFUSED PV DISCONNECT TO BE INSTALLED OUTSIDE (UTILITY ACCESSIBLE)	SP	INDICATES NEW PV ONLY SUBPANEL TO BE INSTALLED
M	INDICATES EXISTING METER LOCATION		INDICATES NEW PV SOLAR MODULE. RED MODULES INDICATE PANELS THAT USE MICRO INVERTERS. REFER TO EQUIPMENT SCHEDULE FOR SPECS.	DC	INDICATES NEW DC DISCONNECT
EP	INDICATES EXISTING ELECTRICAL PANEL LOCATION: INSIDE	P	INDICATES NEW PRODUCTION METER TO BE INSTALLED OUTSIDE.	SD	INDICATES EXISTING SERVICE DISCONNECT
D	INDICATES NEW FUSED PV DISCONNECT TO BE INSTALLED OUTSIDE (UTILITY ACCESSIBLE)	DC AC	INDICATES NEW INVERTER TO BE INSTALLED OUTSIDE. REFER TO EQUIPMENT SCHEDULE FOR SPECS	TS	INDICATES EXISTING TRANSFER SWITCH

PLUMBING SCHEDULE

OTHER OBSTRUCTIONS

EQUIPMENT SCHEDULE

QTY	SPEC #
33	HANWHA 410 (Q.PEAK DUO BLK ML-G10.C+ 410)
1	USE11400H-USMNBL75
33	U650 SE OPTIMIZERS
25	UNIRAC 171RLM1-US NXT UMOUNT RAIL - 171" MILL (US)
13	UNIRAC RLSPLCM2-US NXT UMOUNT RAIL SPLICE (US)

Issued / Revisions

NO.	DESCRIPTION	DATE
P1	ISSUED TO TOWNSHIP FOR PERMIT	8/8/2025

Project Title:
SALVATO, STEVE-
TRINITY ACCT #: 2025-07-1372073

Project Address:
38 COLONIAL AVENUE
WARWICK, NY 10990
41.2601, -74.3551

Drawing Title:
PROPOSED PV SOLAR SYSTEM

Drawing Information

DRAWING DATE:	8/8/2025
DRAWN BY:	NH
REVISED BY:	

System Information:

DC SYSTEM SIZE:	13.53kW
AC SYSTEM SIZE:	11.4kW
MODULE COUNT:	33
MODULES USED:	HANWHA 410
MODULE SPEC #:	Q.PEAK DUO BLK ML-G10.C+ 410
UTILITY COMPANY:	ORANGE ROCKLAND
UTILITY ACCT #:	62130-60000-0
UTILITY METER #:	701294765
DEAL TYPE:	IGS SOLAR, LLC

Rev. No. P1

Sheet PV - 2

Trinity SOLAR
2211 Allenwood Road
Wall, New Jersey 07719
877-786-7283
www.Trinity-Solar.com

ARRAY CIRCUIT WIRING NOTES

1.) LICENSED ELECTRICIAN ASSUMES ALL RESPONSIBILITY FOR DETERMINING ONSITE CONDITIONS AND EXECUTING INSTALLATION IN ACCORDANCE WITH

NEC 2017

2.) LOWEST EXPECTED AMBIENT TEMPERATURE BASED ON ASHRAE MINIMUM MEAN EXTREME DRY BULB TEMPERATURE FOR ASHRAE LOCATION MOST SIMILAR TO INSTALLATION LOCATION. LOWEST EXPECTED AMBIENT TEMP = **-16°C**

3.) HIGHEST CONTINUOUS AMBIENT TEMPERATURE BASED ON ASHRAE HIGHEST MONTH 2% DRY BULB TEMPERATURE FOR ASHRAE LOCATION MOST SIMILAR TO INSTALLATION LOCATION. HIGHEST CONTINUOUS TEMP = **33°C**

4.) 2005 ASHRAE FUNDAMENTALS 2% DESIGN TEMPERATURES DO NOT EXCEED 47°C IN THE UNITED STATES (PALM SPRINGS, CA IS 44.1°C). FOR LESS THAN 9 CURRENT-CARRYING CONDUCTORS IN A ROOF-MOUNTED SUNLIT CONDUIT AT LEAST 0.5" ABOVE ROOF AND USING THE OUTDOOR DESIGN TEMPERATURE OF 47°C OR LESS (ALL OF UNITED STATES)

5.) PV SYSTEM CIRCUITS INSTALLED ON OR IN BUILDINGS SHALL INCLUDE A RAPID SHUTDOWN FUNCTION THAT CONTROLS SPECIFIC CONDUCTORS IN ACCORDANCE WITH NEC 690.12(A) THROUGH (D)

6.) PHOTOVOLTAIC POWER SYSTEMS SHALL BE PERMITTED TO OPERATE WITH UNGROUNDED PHOTOVOLTAIC SOURCE AND OUTPUT CIRCUIT AS PER **NEC 690.41 (A)(4)**

7.) UNGROUNDED DC CIRCUIT CONDUCTORS SHALL BE IDENTIFIED WITH THE FOLLOWING OUTER FINISH:
POSITIVE CONDUCTORS = RED
NEGATIVE CONDUCTORS = BLACK
NEC 210.5(C)(2)

8.) ARRAY AND SUB ARRAY CONDUCTORS SHALL BE #10 PV WIRE TYPE RHW-2 OR EQUIVELANT AND SHALL BE PROTECTED BY CONDUIT WHERE EXPOSED TO DIRECT SUNLIGHT. SUB ARRAY CONDUIT LONGER THAN 24" SHALL CONTAIN ≤ 20 CURRENT CARYING CONDUCTORS AND WHERE EXPOSED TO DIRECT SUNLIGHT SHALL CONTAIN ≤ 9 CURRENT CARRYING CONDUCTORS.

9.) ALL WIRE LENGTHS SHALL BE LESS THAN 100' UNLESS OTHERWISE NOTED

10.) FLEXIBLE CONDUIT SHALL NOT BE INSTALLED ON ROOFTOP AND SHALL BE LIMITED TO 12" IF USED OUTDOORS

11.)OVERCURRENT PROTECTION FOR CONDUCTORS CONNECTED TO THE SUPPLY SIDE OF A SERVICE SHALL BE LOCATED WITHIN 10' OF THE POINT OF CONNECTION NEC 705.31

12.) WHERE TWO SOURCES FEED A BUSSBAR, ONE A UTILITY AND THE OTHER AN INVERTER, PV BACKFEED BREAKER(S) SHALL BE LOCATED OPPOSITE FROM UTILITY **NEC 705.12(B)(2)(3)(b)**

13.) ALL SOLAR SYSTEM LOAD CENTERS TO CONTAIN ONLY GENERATION CIRCUITS AND NO UNUSED POSITIONS OR LOADS

14.) ALL EQUIPMENT INSTALLED OUTDOORS SHALL HAVE A **NEMA 3R** RATING

CALCULATIONS FOR CURRENT CARRYING CONDUCTORS
REQUIRED CONDUCTOR AMPACITY PER STRING
[**NEC 690.8(B)(1)**]: (15.00*1.25)1 = 18.75A

AWG #10, DERATED AMPACITY
AMBIENT TEMP: 33°C, TEMP DERATING FACTOR: .96
RACEWAY DERATING = 6 CCC: 0.80
(40*.96)0.80 = 30.72A

30.72A ≥ 18.75A, THEREFORE WIRE SIZE IS VALID

TOTAL AC REQUIRED CONDUCTOR AMPACITY
47.50A*1.25 = 59.38A

AWG #6, DERATED AMPACITY
AMBIENT TEMP: 30°C, TEMP DERATING: 1.0
RACEWAY DERATING ≤ 3 CCC: N/A
75A*1.0 = 75A

75A ≥ 59.38A, THEREFORE AC WIRE SIZE IS VALID

CALCULATION FOR PV OVERCURRENT PROTECTION
TOTAL INVERTER CURRENT: 47.50A
47.50A*1.25 = 59.38A
--> 60A OVERCURRENT PROTECTION IS VALID

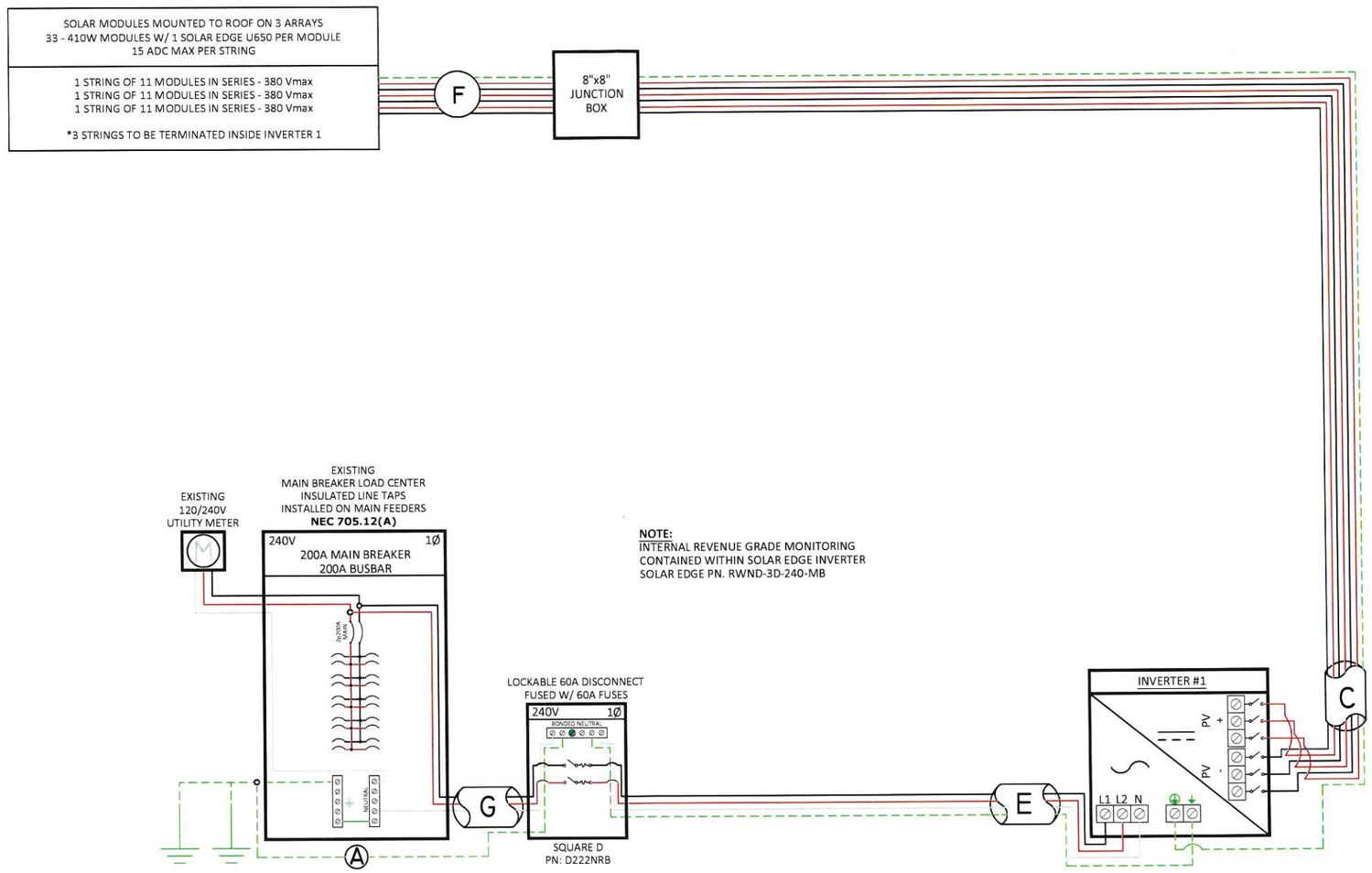

NOTE:
INTERNAL REVENUE GRADE MONITORING CONTAINED WITHIN SOLAR EDGE INVERTER SOLAR EDGE PN. RWND-3D-240-MB

PV MODULE SPECIFICATIONS	
HANWHA 410 (Q.PEAK DUO BLK ML-G10.C+ 410)	
Imp	10.89
Vmp	37.64
Voc	45.37
Isc	11.2

INVERTER #1 - USE11400H-USMNBL75			
DC		AC	
Imp	35.61	Pout	11400
Vmp	380	Imax	47.5
Voc	480	OCPDmin	59.38
Isc	45	Vnom	240

NOTE: CONDUIT TYPE SHALL BE CHOSEN BY THE INSTALLATION CONTRACTOR TO MEET OR EXCEED NEC AND LOCAL AHJ REQUIREMENTS

A	#6 THWN-2 TO GEC
B	3/4" CONDUIT W/ 2-#6 THWN-2, 1-#10 THWN-2, 1-#10 THWN-2 GROUND
C	3/4" CONDUIT W/ 6-#10 THWN-2, 1-#10 THWN-2 GROUND
D	3/4" CONDUIT W/ 6-#10 THWN-2, 1-#10 THWN-2 GROUND
E	3/4" CONDUIT W/ 2-#6 THWN-2, 1-#10 THWN-2, 1-#10 THWN-2 GROUND
F	#10 PV WIRE (FREE AIR) W/ #6 BARE COPPER BOND TO ARRAY
G	3/4" CONDUIT W/ 2-#6 THWN-2, 1-#6 THWN-2

Engineer / License Holder:

STATE OF NEW YORK
AYRACON V. ALMARAZ
100315
LICENSED PROFESSIONAL ENGINEER

Exp: 12/31/2026

Issued / Revisions

NO.	DESCRIPTION	DATE
P1	ISSUED TO TOWNSHIP FOR PERMIT	8/8/2025

Project Title:
SALVATO, STEVE-
TRINITY ACCT #: 2025-07-1372073

Project Address:
38 COLONIAL AVENUE
WARWICK, NY 10990
41.2601, -74.3551

Drawing Title:
PROPOSED PV SOLAR SYSTEM

Drawing Information

DRAWING DATE:	8/8/2025
DRAWN BY:	NH
REVISED BY:	

System Information:

DC SYSTEM SIZE:	13.53kW
AC SYSTEM SIZE:	11.4kW
MODULE COUNT:	33
MODULES USED:	HANWHA 410
MODULE SPEC #:	Q.PEAK DUO BLK ML-G10.C+ 410
UTILITY COMPANY:	ORANGE ROCKLAND
UTILITY ACCT #:	62130-60000-0
UTILITY METER #:	701294765
DEAL TYPE:	IGS SOLAR, LLC

Rev. No. P1

Sheet PV - 3

Trinity SOLAR
2211 Allenwood Road
Wall, New Jersey 07719
877-786-7283
www.Trinity-Solar.com

77 Main Street
Post Office Box 369
Warwick, NY 10990
www.villageofwarwickny.gov

(845) 986-2031
FAX (845) 986-6884
mayor@villageofwarwick.org
clerk@villageofwarwick.org

VILLAGE OF WARWICK

INCORPORATED 1867

Certificate of No Exterior Effect Application

Architectural and Historic Review Board (AHDRB)

Application Fee $75.00 ☑ Paid Check # 26117

Applicant Information Date 9/17/25

Name: Robert Mijares - Trinity Solar

Mailing Address: 2180 5th Avenue Unit 1, Ronkonkoma NY 17799

Phone Number: 631-319-7233 Ext 10110 Alt. Phone Number

Email Address: permitting.ny@trinity-solar.com

Project Information

Business Name (if applicable)

Project Address: 38 Colonial Avenue Warwick NY 10990 S/B/L # 208-1-4

Property Owner: Christopher White

* The certificate of no exterior effect or certificate of appropriateness required under §7-7 and §7-8 of this chapter as a condition precedent to any alteration relating to any improvement in property located within the (Historic) district.

Be sure to carefully read through the application and complete all sections and provide all requested information. Any missing or incorrect information will result in delays with the application process.

Please read the Village of Warwick Zoning Code, Article VIII Warwick Village Historic District §145-24 through §145-24.1, for information such as criteria, procedure, exceptions, etc. The Zoning Code is available on the Village's website: www.villageofwarwickny.gov

Please read the Village of Warwick Code, Architectural and Historic District §5-1 through §5-6 and §7-1 through §7-14. The Village of Warwick Code is available on the Village's website: www.villageofwarwickny.gov

The following information must be included with the application:

1. A typed letter addressed to the Architectural and Historic Review Board describing the intent of the project, please be sure to include details such as exterior aesthetic renovations, additions, and changes.
2. Include (if applicable) renderings such as site plans, examples of paint/stain colors, roofing, siding, windows/trim, chimneys, fencing, retaining walls, lighting, landscaping, paving, walkways, porches/decks, steps and any other exterior designs elements and materials.
    a. If the project includes renderings or sight plans, please include (4) four paper copies as well as an electronic copy in the form of a PDF.

Completed applications along with all required paperwork can be dropped off or mailed to Village Hall, Attn. Building/Planning Department, P.O. Box 369, 77 Main Street, Warwick, NY 10990 and/or emailed to: planning@villageofwarwick.org

The certificate of no exterior effect or certificate of appropriateness required under §7-7 and §7-8 of this chapter as a condition precedent to any alteration relating to any improvement in property located within the district; including but not limited to houses, stores, warehouses, churches, schools, barns, fences, outhouses, pumps, gravestones, light fixtures, outdoor signs and other outdoor advertising fixtures. §7-3

§ 7-6. Regulation of alterations.

A. It shall be unlawful for any owner or person occupying property located within the district, or any other person, to make, permit or maintain any alteration to any improvement located within the district unless the Board has previously issued a certificate of no exterior effect or a certificate of appropriateness.

B. No application shall be approved and no permit shall be granted by the Building Inspector, Planning Board, Zoning Board of Appeals or Board of Trustees regarding the alteration of any improvement located within the district unless a certificate of no exterior effect or of appropriateness has been obtained from the Board. When such an application is received by the Building Inspector, Planning Board, Zoning Board of Appeals or Board of Trustees, a copy shall be sent to the Board, accompanied by a request for a certificate of appropriateness in relation to the work specified in the application.

The AHDRB meets on the 1st Tuesday of the month.
Please carefully review your application to ensure all required information is included with submission.
Any missing information will cause delays in the procedure.

Applicant Signature _____ **Date** 9/17/25

Amended 9.3.25

PRIVACY STYLES | OKLAHOMA SOLID

The Oklahoma Style is the most commonly sold vinyl fence style for its diverse applications and maximum privacy. These sections are manufactured with our full privacy interlocking tongue & groove board and heavy duty 2" x 6" steel reinforced bottom rail. We offer the Oklahoma fence and matching gate in scalloped and crowned designs.

The Oklahoma Privacy styles are available in heights ranging from 3 to 8 feet.

| OKLAHOMA |



| OKLAHOMA with OKLAHOMA TOPPER |



| OKLAHOMA with DIAGONAL MINI LATTICE TOPPER | 2 Tone



| OKLAHOMA with SQUARE MINI LATTICE TOPPER |



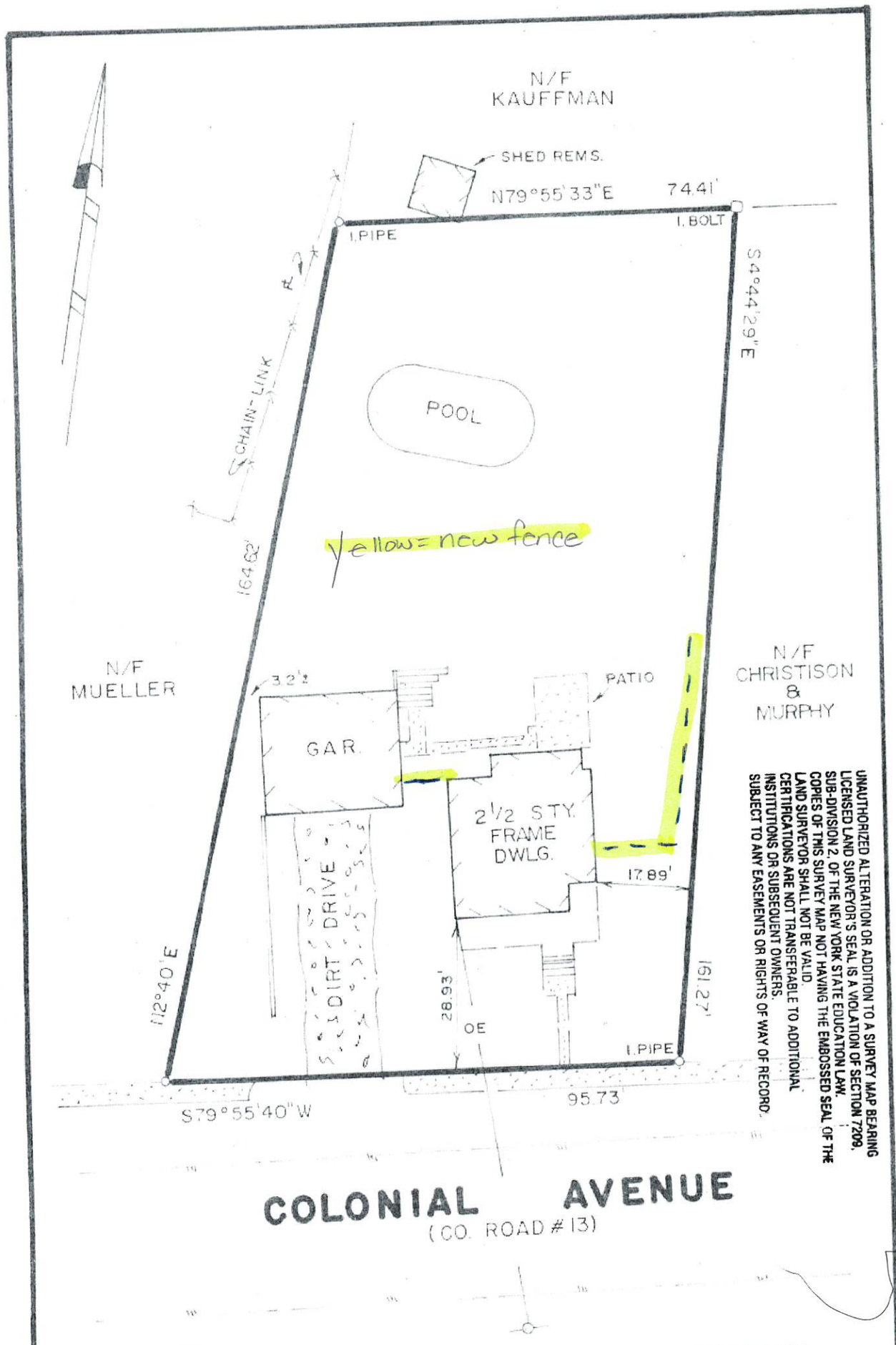

UNAUTHORIZED ALTERATION OR ADDITION TO A SURVEY MAP BEARING LICENSED LAND SURVEYOR'S SEAL IS A VIOLATION OF SECTION 7209, SUB-DIVISION 2. OF THE NEW YORK STATE EDUCATION LAW. COPIES OF THIS SURVEY MAP NOT HAVING THE EMBOSSED SEAL OF THE LAND SURVEYOR SHALL NOT BE VALID. CERTIFICATIONS ARE NOT TRANSFERABLE TO ADDITIONAL INSTITUTIONS OR SUBSEQUENT OWNERS. SUBJECT TO ANY EASEMENTS OR RIGHTS OF WAY OF RECORD.

CERTIFIED ONLY TO:
- COREY BACHMAN
- ANDREW AVILA
- TITLE RESOURCES GUARANTY COMPANY (#HAS-23049)
- UNITED WHOLESALE MORTGAGE, ITS SUCCESSORS AND/OR ASSIGNS AS THEIR INTEREST MAY APPEAR ONLY IN CONNECTION WITH THE BACHMAN & AVILA MORTGAGE DATED 2017.

SURVEY OF PROPERTY FOR

BACHMAN & AVILA

VILLAGE & TOWN OF WARWICK
ORANGE COUNTY NEW YORK
SCALE 1" = 20' AREA=13,660 Sq.Ft.
MARCH 1, 2017

Frank M. Hoens

FRANK M. HOENS, N.Y.S. P.L.S. LIC.No.49314

FRANK M. HOENS
PROFESSIONAL LAND SURVEYOR
GOSHEN, NEW YORK

77 Main Street
Post Office Box 369
Warwick, NY 10990
www.villageofwarwickny.gov

(845) 986-2031
FAX (845) 986-6884
mayor@villageofwarwick.org
clerk@villageofwarwick.org

VILLAGE OF WARWICK

INCORPORATED 1867

Certificate of No Exterior Effect Application

Architectural and Historic Review Board (AHDRB)

Application Fee $75.00 ☐ Paid Check # 266

Applicant Information Date 9/24/25

Name: Tawnya Muhlrad

Mailing Address: 13 White Tail DR

Phone Number: 845-590-0962 Alt. Phone Number

Email Address: tgmuhlrad@gmail.com

Project Information

Business Name (if applicable) 41 Colonial LLC

Project Address: 41 Colonial Ave S/B/L # 205-1-13

Property Owner: Tawnya Muhlrad

* The certificate of no exterior effect or certificate of appropriateness required under §7-7 and §7-8 of this chapter as a condition precedent to any alteration relating to any improvement in property located within the (Historic) district.

Be sure to carefully read through the application and complete all sections and provide all requested information. Any missing or incorrect information will result in delays with the application process.

Please read the Village of Warwick Zoning Code, Article VIII Warwick Village Historic District §145-24 through §145-24.1, for information such as criteria, procedure, exceptions, etc. The Zoning Code is available on the Village's website: www.villageofwarwickny.gov

Please read the Village of Warwick Code, Architectural and Historic District §5-1 through §5-6 and §7-1 through §7-14. The Village of Warwick Code is available on the Village's website: www.villageofwarwickny.gov

The following information must be included with the application:

1. A typed letter addressed to the Architectural and Historic Review Board describing the intent of the project, please be sure to include details such as exterior aesthetic renovations, additions, and changes.
2. Include (if applicable) renderings such as site plans, examples of paint/stain colors, roofing, siding, windows/trim, chimneys, fencing, retaining walls, lighting, landscaping, paving, walkways, porches/decks, steps and any other exterior designs elements and materials.
    a. If the project includes renderings or sight plans, please include (4) four paper copies as well as an electronic copy in the form of a PDF.

Completed applications along with all required paperwork can be dropped off or mailed to Village Hall, Attn. Building/Planning Department, P.O. Box 369, 77 Main Street, Warwick, NY 10990 and/or emailed to: planning@villageofwarwick.org

The certificate of no exterior effect or certificate of appropriateness required under §7-7 and §7-8 of this chapter as a condition precedent to any alteration relating to any improvement in property located within the district; including but not limited to houses, stores, warehouses, churches, schools, barns, fences, outhouses, pumps, gravestones, light fixtures, outdoor signs and other outdoor advertising fixtures. §7-3

§ 7-6. Regulation of alterations.

A. It shall be unlawful for any owner or person occupying property located within the district, or any other person, to make, permit or maintain any alteration to any improvement located within the district unless the Board has previously issued a certificate of no exterior effect or a certificate of appropriateness.

B. No application shall be approved and no permit shall be granted by the Building Inspector, Planning Board, Zoning Board of Appeals or Board of Trustees regarding the alteration of any improvement located within the district unless a certificate of no exterior effect or of appropriateness has been obtained from the Board. When such an application is received by the Building Inspector, Planning Board, Zoning Board of Appeals or Board of Trustees, a copy shall be sent to the Board, accompanied by a request for a certificate of appropriateness in relation to the work specified in the application.

The AHDRB meets on the 1st Tuesday of the month.
Please carefully review your application to ensure all required information is included with submission.
Any missing information will cause delays in the procedure.

Applicant Signature Laurie L **Date** 9/24/25

Amended 9.3.25

Architectural and Historic Review Board,

This project includes updating the hanging sign on the building. We are proposing to replace the current sign for 'Village Barkery' with a new sign for the new business residing in this space, 'Village Acorn Baby & Kid Boutique'. We are also proposing to add window & door decals to showcase the business name & types of items carried in the retail establishment. No additional exterior aesthetics will be changed. Thank you,

Amy Easton-Fritzky

Village Bungalow & Village Acorn

Storefront is 19ft wide

Vinyl Window Graphics - 13.3sqft Overall

Logo on windows - 22" x 29" (4.4sqft/ea)
Text on windows - 4.5" x 48" (1.5sqft/ea)
Logo on Door - 13" x 17" (1.5sqft)



Village
Acorn
BABY & KID
BOUTIQUE

3 x 3′ x 3/4″ Two Sided Painted MDO w/ Vinyl Graphics

9sqft

****Sign going on existing bracket & replacing sign that is 46″ x 46″ (14.7sqft)**

77 Main Street
Post Office Box 369
Warwick, NY 10990
www.villageofwarwick.org

(845) 986-2031
FAX (845) 986-6384
mayor@villageofwarwick.org
clerk@villageofwarwick.org

VILLAGE OF WARWICK

INCORPORATED 1867

Date Submitted: 10/21/25

SIGN APPLICTION TO BE APPROVED BY BUILDING INSPECTOR

Project Name: Village Acorn

Address: 29 Main St.

Sign Design is Approved:

1. Zoning District: CB - CENTRAL BUSINESS
2. Sign Type: PROJECTING SIGN & WINDOW SIGN/GRAPHICS
3. Size: OK 145-81 D.5.a, 145-81 I 145-81 D.5.h
4. Design: OK 145-81 J.2.d 145-81 J.2.f 3 WINDOW GRAPHICS
5. Lettering Percentage: OK 145-81 J.3.b OK 145-81 D.5.h
6. Location of Sign: OK 145-81 J.2.d 145-81 J.2.f
7. Illumination: NO ILLUMINATION PROPOSED

COMMENTS: 3 WINDOW SIGNS (2 WINDOWS, 1 DOOR) 145-81 J.2.f

Boris Rudzinski, Building Inspector: 10/22/2025

77 Main Street
Post Office Box 369
Warwick, NY 10990
www.villageofwarwickny.gov

(845) 986-2031
FAX (845) 986-6884
mayor@villageofwarwick.org
clerk@villageofwarwick.org

VILLAGE OF WARWICK

INCORPORATED 1867

Certificate of No Exterior Effect Application

*Boris reviewed 10/21/25

Architectural and Historic Review Board (AHDRB)

Application Fee $75.00

☑ Paid Check # 1659 150 -

Applicant Information Date 10/13/25

Name: Amy Easton-Fritzky

Mailing Address: 26 Van Buren St. Warwick NY 10990

Phone Number: 862 266 4720 Alt. Phone Number

Email Address: amyfritzky@gmail.com

Project Information

Business Name (if applicable) Village Acorn

Project Address: 29 Main St. Warwick NY 10990 S/B/L #

Property Owner: 29-31 Main St LLC

* The certificate of no exterior effect or certificate of appropriateness required under §7-7 and §7-8 of this chapter as a condition precedent to any alteration relating to any improvement in property located within the (Historic) district.

Be sure to carefully read through the application and complete all sections and provide all requested information. Any missing or incorrect information will result in delays with the application process.

Please read the Village of Warwick Zoning Code, Article VIII Warwick Village Historic District §145-24 through §145-24.1, for information such as criteria, procedure, exceptions, etc. The Zoning Code is available on the Village's website: www.villageofwarwickny.gov

Please read the Village of Warwick Code, Architectural and Historic District §5-1 through §5-6 and §7-1 through §7-14. The Village of Warwick Code is available on the Village's website: www.villageofwarwickny.gov

The following information must be included with the application:

1. A typed letter addressed to the Architectural and Historic Review Board describing the intent of the project, please be sure to include details such as exterior aesthetic renovations, additions, and changes.
2. Include (if applicable) renderings such as site plans, examples of paint/stain colors, roofing, siding, windows/trim, chimneys, fencing, retaining walls, lighting, landscaping, paving, walkways, porches/decks, steps and any other exterior designs elements and materials.
    a. If the project includes renderings or sight plans, please include (4) four paper copies as well as an electronic copy in the form of a PDF.

Completed applications along with all required paperwork can be dropped off or mailed to Village Hall, Attn. Building/Planning Department, P.O. Box 369, 77 Main Street, Warwick, NY 10990 and/or emailed to: planning@villageofwarwick.org

The certificate of no exterior effect or certificate of appropriateness required under §7-7 and §7-8 of this chapter as a condition precedent to any alteration relating to any improvement in property located within the district; including but not limited to houses, stores, warehouses, churches, schools, barns, fences, outhouses, pumps, gravestones, light fixtures, outdoor signs and other outdoor advertising fixtures. §7-3

§ 7-6. Regulation of alterations.

A. It shall be unlawful for any owner or person occupying property located within the district, or any other person, to make, permit or maintain any alteration to any improvement located within the district unless the Board has previously issued a certificate of no exterior effect or a certificate of appropriateness.

B. No application shall be approved and no permit shall be granted by the Building Inspector, Planning Board, Zoning Board of Appeals or Board of Trustees regarding the alteration of any improvement located within the district unless a certificate of no exterior effect or of appropriateness has been obtained from the Board. When such an application is received by the Building Inspector, Planning Board, Zoning Board of Appeals or Board of Trustees, a copy shall be sent to the Board, accompanied by a request for a certificate of appropriateness in relation to the work specified in the application.

The AHDRB meets on the 1st Tuesday of the month.
Please carefully review your application to ensure all required information is included with submission.
Any missing information will cause delays in the procedure.

Applicant Signature _____ **Date** 10/13/25

Amended 9.3.25

77 Main Street
Post Office Box 369
Warwick, NY 10990
www.villageofwarwickny.gov

(845) 986-2031
FAX (845) 986-6884
mayor@villageofwarwick.org
clerk@villageofwarwick.org

VILLAGE OF WARWICK

INCORPORATED 1867

Property Owner Acknowledgement Form
(for use with sign applications)

Project Information

Applicant Name: Amy Easton-Fritzky

Name of Business: Village Acorn

Address of Proposed Sign: 29 Main St. Warwick NY 10990

Property Owners Information

Name: 29-31 Main St LLC

Mailing Address: 22 Spring St Warwick NY 10990

Phone Number: 914 9990109 Alt. Phone Number

Email Address: lindagr26@gmail.com

I, Mirlinda Sylaj (printed name of property owner), owner of 29 Main St. Warwick NY 10990 (address of property), Warwick, NY 10990, grant permission to Amy Easton-Fritzky (printed name of applicant) to add a new sign or to modify/relocate an existing sign located on my property.

X _____ Signature of Owner

10-16-2025 Date

Form must be notarized.

State of New York

County of Orange

Subscribed and sworn before me this

16 day of Oct, 2025

_____ (signature of notary)

ROBERT E. KRAHULIK
Notary Public, State of New York
STATE 01KR6040119
Qualified in Orange County
Commission Expires August 8, 2026

This form must be completed, notarized, and presented with a New Sign Application or with an Alteration/Relocation Sign Application only if the sign applicant is not the property owner. (§ 145-81.C.6)
Missing paperwork will cause a delay in the review process.

77 Main Street
Post Office Box 369
Warwick, NY 10990
www.villageofwarwickny.gov

(845) 986-2031
FAX (845) 986-6884
mayor@villageofwarwick.org
clerk@villageofwarwick.org

VILLAGE OF WARWICK

INCORPORATED 1867

Alteration/Relocation of a Permanent Sign Application

Application Fee $75.00 ☑ Paid Check # 150 - 1659

Project Information Date:

Applicant Name: Amy Easton-Fritzky

Name of Business: Village Acorn

Project Location: 29. Main St., Warwick NY Warwick, New York 10990

Mailing Address: 26 Van Buren St. Warwick NY 10990

Phone Number: 862 2664720 Alt. Phone Number:

Email Address: amyfritzky@gmail.com

I, the applicant, am the property owner of the project location

☐ Yes, _____ Date:
owner's signature

☑ No **If the applicant is not the property owner, then the applicant must present a **notarized** Property Owner Acknowledgement Form along with this application. (§ 145-81.C.6)*

Be sure to carefully read through the application and complete all sections and provide all requested information. Any missing or incorrect information will result in delays with the application process.

Please read the Village of Warwick Zoning Code, Article VIII Signs §145-81 through §145-99, for information such as design criteria, illumination, prohibited signs, etc.

The Zoning Code is accessible on the Village's website www.villageofwarwickny.gov

1. For signs to be located on buildings, linear frontage of the building is required 19ft wide.
   feet/inches

2. Zoning district: historic
   *To find your district go to: https://villageofwarwickny.gov/wp-content/uploads/2018/01/zoning-map-2017-v2-090317.pdf

   a. The project is zoned within the Historic District: ☑ Yes ☐ No

   *Please use the following link to see the Historic District boundaries:
   https://villageofwarwickny.gov/postings/compplan/Fig4--historic_district.pdf
   **For projects located within the Historic District, A Certificate of No Effect or of Appropriateness is required from the Architectural Historic District Review Board (AHDRB). The review process takes place at an AHDRB regularly scheduled meeting. The Alteration/Relocation of a permanent sign within the Historic District does not need to be presented before the Planning Board. §7-3B.*

3. Sign Design: a scaled drawing of the sign showing the following:

   ***For sign guidelines, please visit the Zoning Code listed above.**

   a. Type of sign, shape, size, and materials.

   b. Graphic design, including lettering, pictorial matter, and sign colors with color swatches.

c. The visual message, text, copy or content of the sign.

d. The method of illumination, if any, including type of lamp, wattage, and the position of lighting or other extraneous devices. A photometric plan and manufacturers cut sheets showing lighting levels and potential glare from illumination may be required in accordance with § 145-91.C. and § 145-104.B.10 of the Zoning Law.

e. Landscaping, if any, including types of vegetation, location of plantings, and planting and maintenance schedule.

4. Sign Location: a plan, drawn to scale, shall be submitted showing the following:

   a. If a freestanding sign, a full description of the placement of the proposed sign, specifically its location on the premises, its orientation, and its position in relation to adjacent buildings, structures, roads, driveways, property lines, other signs, lighting fixtures, walls, and fences.

   b. If an awning, window, wall, or projecting sign, the placement of the proposed sign, which shall include: location on the awning, window, wall or building; the size of the awning, window, or linear footage of the building; projection from the building, if relevant; and the proposed position of the sign in relation to adjacent signs and lighting fixtures.

5. If the applicant is not the owner of the property on which the sign is to be located written permission from the property owner is required. Please refer to the Property Owner Acknowledgement Form.

6. Attach or email a typed description describing the project in detail to planning@villageofwarwick.org

The Code Enforcement Officer shall determine that the sign will meet the criteria in §145-81.D and §145-81.J. If, in the judgment of the Code Enforcement Officer, sufficient doubt exists as to whether the application can comply with the design criteria, referral shall be made to the Planning Board within ten (10) days of receipt of the application at a regularly scheduled Planning Board meeting. §145-81.B.3

The Planning Board, within ten (10) days of its receipt of an application at a regularly scheduled Planning Board meeting, for a permanent sign alteration or relocation, shall refer the application to the Architectural Historic District Review Board (AHDRB) for comment. §145-81.B.3

The AHDRB shall review the application and provide comment to the Planning Board within thirty (30) days of its receipt of the sign application. Failure of the AHDRB to provide comment to the Planning Board within thirty (30) days shall be considered as no comment on a sign application. The Planning Board shall consider the comments of the AHDRB and the application shall then consider the design criteria §145-81.B.3

(For projects located within the Historic District) The certificate of no exterior effect or certificate of appropriateness required under §7-7 and §7-8 of this chapter as a condition precedent to any alteration relating to any improvement in property located within the (Historic) district. Any building or fixture located within the district or subject to the provisions of this chapter, including light fixtures, outdoor signs, and other outdoor advertising fixtures. §7-3.B

The Planning Board meets the 2nd Tuesday of the month. The AHDRB meets on the 1st Tuesday of the month.

Please carefully review your application to ensure all required information is included with submission.
Any missing information will cause delays in the procedure.
Sign permits are valid for (6) months from the issue date.

Applicant Signature _____ **Date** 10/13/25

Amended 9.3.25

77 Main Street
Post Office Box 369
Warwick, NY 10990
www.villageofwarwickny.gov

(845) 986-2031
FAX (845) 986-6884
mayor@villageofwarwick.org
clerk@villageofwarwick.org

VILLAGE OF WARWICK

INCORPORATED 1867

Property Owner Acknowledgement Form
(for use with sign applications)

Project Information

Applicant Name: Amy Easton-Fritzky

Name of Business: Village Acorn

Address of Proposed Sign: 29 Main St. Warwick NY 10990

Property Owners Information

Name: 29-31 Main St LLC

Mailing Address: 22 Spring St Warwick NY 10990

Phone Number: 9149990109 Alt. Phone Number

Email Address: linda sr26@gmail.com

I, Marlinda Sylaj (printed name of property owner), owner of 29 Main St. Warwick NY 10990 (address of property), Warwick, NY 10990, grant permission to Amy Easton-Fritzky (printed name of applicant) to add a new sign or to modify/relocate an existing sign located on my property.

Signature of Owner

10-16-2025
Date

Form must be notarized.

State of New York

County of Orange

Subscribed and sworn before me this

16 day of Oct, 2025

(signature of notary)

ROBERT E. KRAHULIK
Notary Public, State of New York
No. 4940[illegible]
Qualified in Orange County
Commission Expires August 8, 2026

STAMP

This form must be completed, notarized, and presented with a New Sign Application or with an Alteration/Relocation Sign Application only if the sign applicant is not the property owner. (§ 145-81.C.6)
Missing paperwork will cause a delay in the review process.